

NEBRASKA

Good Life. Great Mission.

DEPT. OF HEALTH AND HUMAN SERVICES



Jim Pillen, Governor

December 15, 2024

Mr. Brandon Metzler
Clerk of the Legislature
P.O. Box 94604
Lincoln, NE 68509

Subject: YRTC Operations Plan and Key Performance Indicators Report

Dear Mr. Metzler:

Nebraska Revised Statute § 43-427(3) requires the Department to submit an annual report electronically to the Clerk of the Legislature on or before December 15 of each year regarding the operations plan and key performance indicators of the Youth Rehabilitation and Treatment Centers.

Sincerely,

A handwritten signature in blue ink that reads "Alyssa L. Bish".

Alyssa Bish, Ph.D.
Director, Division of Children and Family Services

Attachment

Division of Children and Family Services: Office of Juvenile Services

YRTC Operations Plan and Key Performance Indicators Report

December 2024

Neb. Rev. Stat. § 43-427(3)

Overview

The Department of Health and Human Services (DHHS) continues to make progress on the DHHS Five-Year Strategic Operations Plan, originally submitted to the Legislature on March 9, 2021. During this reporting period, each facility has continued to experience a higher rate of youth commitments than in previous years. Each facility continues to diligently utilize alternative measures for adverse behaviors and work to decrease the use of confinement.

As the Youth Rehabilitation and Treatment Centers (YRTC) work toward transformation into a primary treatment model, emphasis has been placed on the mental health and behavioral programs offered at each facility. YRTC clinical staff have continued to expand their skill sets by engaging in training specific to the needs of our youth, including specialized training to work with youth who sexually harm, expansion of trauma-informed and responsive interventions and programming, and expansion of skills needed to work with youth experiencing co-occurring substance use and mental health disorders. Clinical staff provide individual training for new and existing staff to strengthen their skills to support youth in their daily work. These skills are critical when intervening with youth during a crisis. Members of the clinical leadership team and facility administrators at the YRTCs work collaboratively to ensure that the therapeutic interventions and programming utilized meet the complex needs of youth. Clinicians are involved in all levels of programming at the YRTCs and work collaboratively as part of a multi-disciplinary team.

Operations Plan Update

YRTC-Hastings

- Alcoholics Anonymous/Narcotics Anonymous (AA/NA) support groups are offered weekly on-site through an AA/NA volunteer.
- A full-time psychologist is now employed on-site and will be working with the youth both individually and in group settings.
- Facility staff were trained in the Lionheart Foundation's Power Source program in August 2024. This is an evidence-based program for crisis intervention and coping skills for at-risk youth. The Power Source program has been implemented on a case-by-case basis.

YRTC-Kearney

- The old Morton Living Unit has been demolished and new construction for the 48-bed living unit began in September 2024 as scheduled.
- Facility staff were trained in the Lionheart Foundation's Power Source program in August 2024. This is an evidence-based program for crisis intervention and coping skills for at-risk youth. The Power Source program has been implemented on a case-by-case basis.

YRTC-Lincoln

- YRTC-Lincoln has significantly increased involvement with the community; specifically, youth on notice for discharge furlough to various community-based engagement opportunities. Off-campus opportunities include re-entry school appointments, restaurants, DMV for identification and driving permits, and discharge placement locations.
- YRTC-Lincoln, CFS, and Juvenile Probation are working on an enhanced transition (re-entry) program for select youth from the facility to their discharge location. This program is specific to

youth of the highest need and behavior acuity.

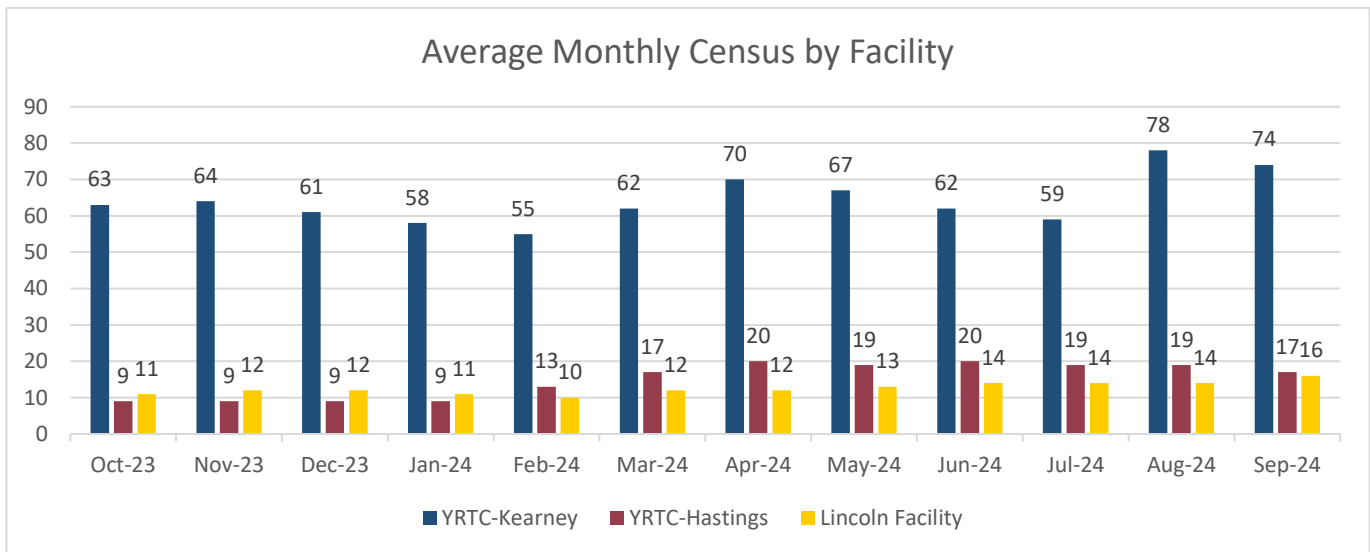
- Youth can now participate in virtual NA/AA meetings weekly.
- During this reporting period, the number of community volunteers visiting the facility weekly for religious and mentoring services in both individual and group sessions has increased.
- Facility staff were trained in the Lionheart Foundation’s Power Source program in August 2024. This is an evidence-based program for crisis intervention and coping skills for at-risk youth. The Power Source program has been implemented on a case-by-case basis.

Key Performance Indicators

The tables below show performance indicators from October 2023 to September 2024 in the following categories: Census, Youth-on-Staff Assaults, Youth-on-Youth Assaults, Escapes, and Confinement data from the YRTC facilities. The reporting period was established to encompass data collected from the most recent quarter ending in September 2024.

Census

The YRTCs continue to experience increased census levels through the 2024 year compared to the same time frame in the previous year. YRTC-Hastings had a 15% increase, YRTC-Kearney had a 14% increase, and YRTC-Lincoln had a 50% increase.



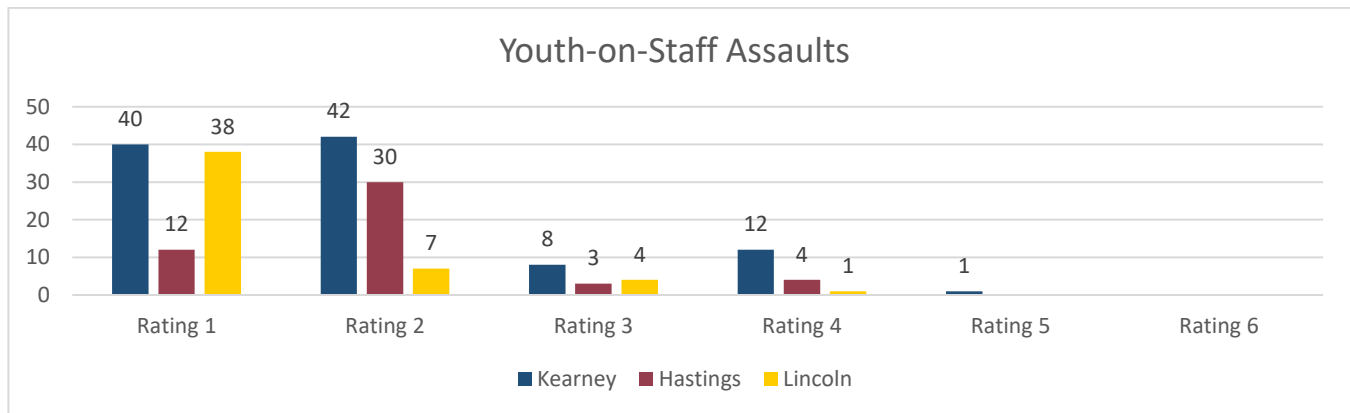
Assaults

The following two graphs show the total number of Youth-on-Staff and Youth-on-Youth assaults. This includes aggravated assault and fighting. Even a push to a staff member would fall into the Severity Rating #1 category.

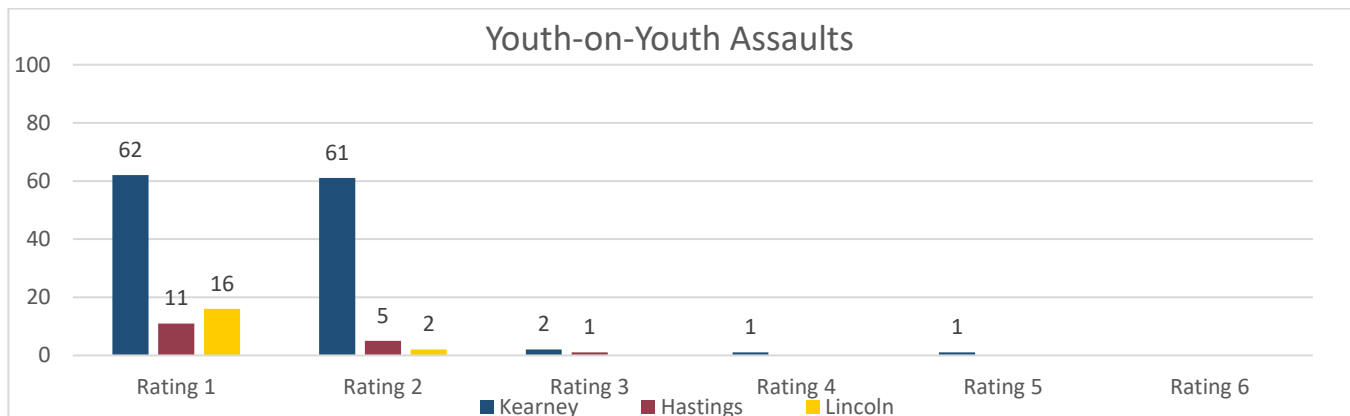
The DHHS youth facilities rate assaults utilizing the Injury Severity Rating Scale below.

RATING	DEFINITION
#1	No visible injury or pain
#2	Injury or pain requiring first aid treatment only
#3	Injury or pain requiring on-campus medical treatment beyond first aid
#4	Injury or pain requiring assessment/treatment as an outpatient off-campus
#5	Injury or pain requiring assessment/treatment as an inpatient off-campus
#6	Injury resulting in death

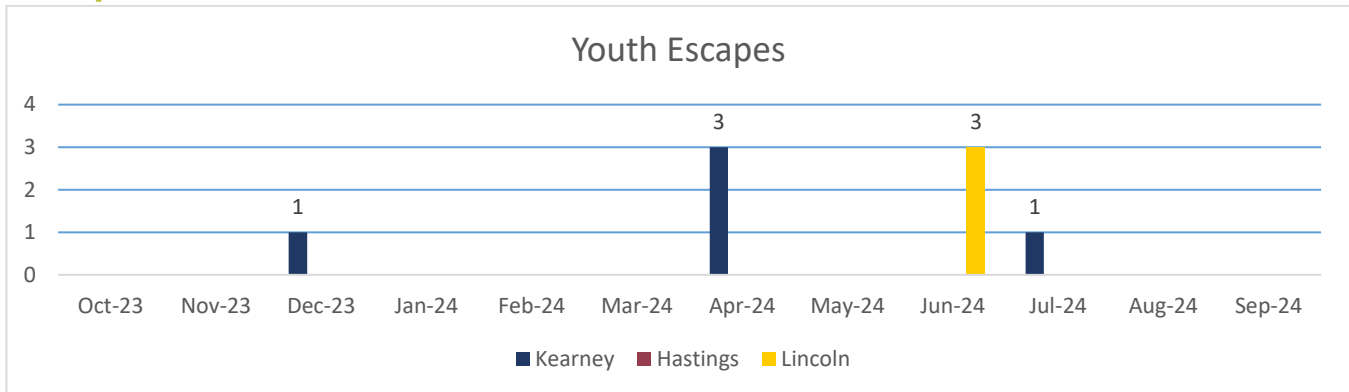
Youth-on-Staff Assaults



Youth-on-Youth Assaults



Escapes



*Months without escapes will not appear on the graph above, as the monthly total amounted to zero.

Confinement

The confinement graph shows the average hours youth spent in confinement, including any incidents of confinement under one hour. All confinement data is tracked in hours and minutes.

The average annual confinement during this reporting period is 3.4 hours for YRTC-Hastings, 4.6 hours for YRTC-Kearney, and 5.3 hours for YRTC-Lincoln.

