

# NEBRASKA

Good Life. Great Mission.

DEPT. OF HEALTH AND HUMAN SERVICES



Jim Pillen, Governor

February 2, 2023

Brandon Metzler, Clerk of the Legislature  
State Capitol, Room 2028  
P.O. Box 94604  
Lincoln, NE 68509-4604

RE: Nebraska Child Death Review Team 2020 Report

Dear Mr. Metzler:

In accordance with Neb. Rev. Stat. 71-3407, the Division of Public Health submits this report for the Nebraska Child and Maternal Death Review Team.

This Child Death Review Team Report presents an overview of the manner and cause of infant and child deaths in the State of Nebraska in 2020.

Sincerely,

A handwritten signature in cursive script that reads "C. Menefee".

Charity Menefee  
Director of Public Health  
Nebraska Department of Health and Human Services

# NEBRASKA



Good Life. Great Mission.

---

**DEPT. OF HEALTH AND HUMAN SERVICES**

Division of Public Health

Nebraska Child Death Review Team – Report for 2020

Prepared in Accordance with Nebraska Revised Statute 71- 3407

# NEBRASKA CHILD DEATH REVIEW TEAM – REPORT FOR 2020

The Child Death Review Team (CDRT) was established by the Nebraska Legislature in 1993 and charged with undertaking a comprehensive, integrated review of existing records and other information regarding each child death. Authority to conduct a similar process with maternal deaths was added in 2013.

The purpose of the CDRT includes developing an understanding of the number and causes of maternal and child deaths and advising the Governor, Legislature, other policymakers, and the public on the changes that might prevent them in the future. All deaths are reviewed, not just “suspicious” or violent ones. The team uses information in written records from state and local agencies, hospitals, private medical providers, and others, along with the expertise of its members to identify situations where, in retrospect, reasonable intervention might have prevented a death. The specific goals of these reviews are to 1) identify patterns of preventable deaths; 2) recommend changes in system responses to deaths; 3) refer to law enforcement newly-suspected cases of abuse, malpractice, or homicide; and 4) compile findings into reports designed to educate the public and state policymakers about child deaths.

## Trends in Infant Deaths, Nebraska, 2011-2020

Year	Number of Live Births	Number of Infant Deaths (age <1)	Infant Mortality Rate (deaths/1,000)
2011	25,722	143	5.6
2012	25,939	120	4.6
2013	26,094	139	5.3
2014	26,794	136	5.1
2015	26,678	154	5.8
2016	26,594	166	6.2
2017	25,833	144	5.6
2018	25,495	150	5.9
2019	24,758	127	5.1
2020	24,293	138	5.7

## Infant Mortality Rates

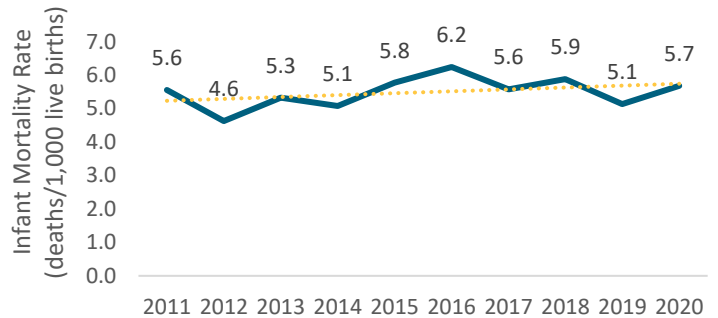
In 2020, at least 138 children died before turning one, an infant mortality rate (IMR) of 5.7 deaths per 1,000 live births; the 2020 United States IMR was 5.4. There has been no statistically significant change in Nebraska’s IMR over the past decade.

## Causes of Infant Deaths, Nebraska, 2020

Manner and Cause of Death	Number of Deaths	Infant Mortality Rate (deaths/1,000)
<b>Natural</b>	<b>106</b>	<b>4.4</b>
Cancer	--	--
Respiratory Disease	--	--
Prematurity	12	0.5
Perinatal Conditions	43	1.8
Congenital Anomalies	33	1.4
Other Natural Causes	13	0.5
<b>Accidental</b>	<b>--</b>	<b>--</b>
Motor Vehicle-Related	0	0.0
Drowning	0	0.0
Other Unintentional Injury	--	--
<b>Homicide</b>	<b>0</b>	<b>0.0</b>
By Firearm	0	0.0
Other Homicide	0	0.0
Maltreatment	0	0.0
<b>SUID</b>	<b>25</b>	<b>1.0</b>
<b>Other/Undetermined</b>	<b>--</b>	<b>--</b>
<b>Pending</b>	<b>--</b>	<b>--</b>
<b>Total</b>	<b>138</b>	<b>5.7</b>

--Numbers are not shown (suppressed) if there are between 1 and 5 deaths for that category. \*SUID (Sudden Unexplained Infant Death) is a death that occurs in a baby under 1 where the cause of death is not obvious; these usually occur in the baby’s sleep area. Manner of death varies.

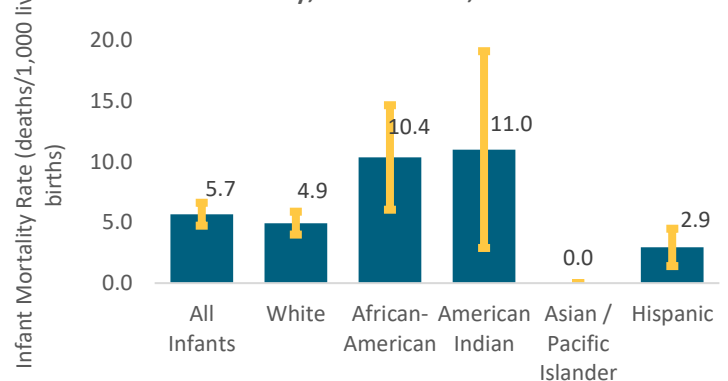
## Infant Mortality Rates, Nebraska, 2011-2020



## Race and Ethnicity-Specific Infant Mortality

The IMR for African American infants was significantly higher than that of Hispanic and White infants in 2020. Notably, there were no deaths among Asian/Pacific Islander infants in 2020.

## Infant Mortality Rate, by Race and Ethnicity, Nebraska, 2020

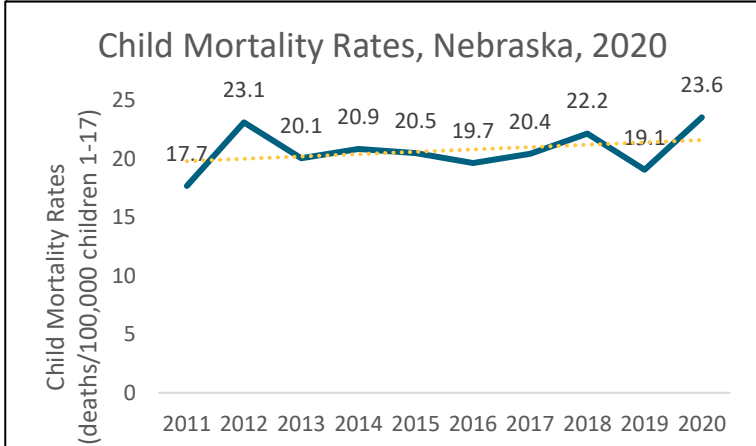


Trends in Child Deaths, Nebraska, 2011-2020			
Year	Total Child Population* (ages 1-17)	Number of Child Deaths (ages 1-17)	Child Mortality Rate (deaths/100,000)
2011	435,271	77	17.7
2012	436,905	101	23.1
2013	438,826	88	20.1
2014	441,191	92	20.9
2015	444,088	91	20.6
2016	447,594	88	19.7
2017	450,003	92	20.4
2018	451,074	100	22.2
2019	450,800	86	19.1
2020	450,054	106	23.6

\*Child population estimates from U.S. Census Bureau, Vintage 2020

### Child Mortality Rates

In 2020, 106 child deaths (ages 1-17) were recorded; Nebraska had a Child Mortality Rate (CMR) of 23.6 per 100,000 children, a significant increase from 2019. The rate has not been over 23 since 2012 when it was 23.1 per 100,000 children. The United States CMR also increased from 2019 to 2020, from 19.8 to 21.0.



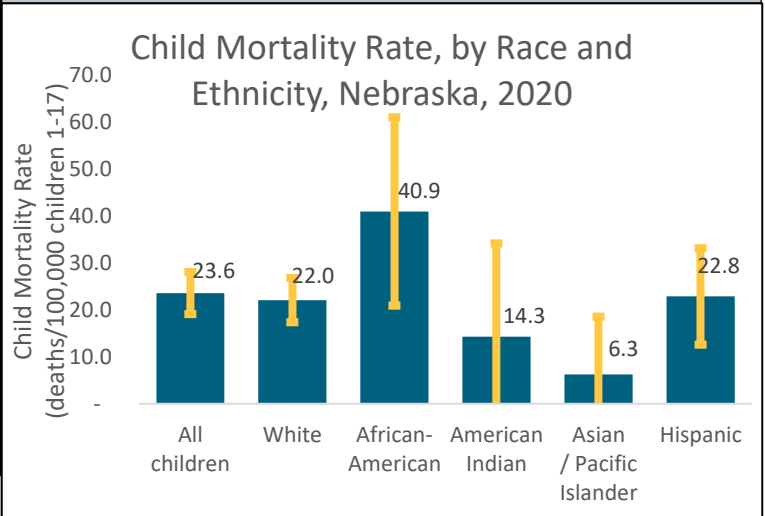
### Interim Report for 2020

Acquiring records for a calendar year of deaths, reviewing and analyzing the information, and developing recommendations typically requires 24-36 months. The team is currently finalizing the full report on deaths that occurred from 2014-2017. However, in accordance with Nebraska Revised Statute §71-3407 (2022), this Interim Report presents an overview of deaths from calendar year 2020, using data derived solely from Nebraska death certificates. Causes of death, demographic characteristics, and other information may change after in-depth review.

The Nebraska Child and Maternal Death Review Team is mandated by Nebraska Revised Statutes §71-3404 - 71-3411. For more information, contact Jennifer Severe-Oforah (402-471-2091; dhhs.cmdrt@nebraska.gov) CMDRT reports are available at [http://dhhs.ne.gov/publichealth/Pages/lifespanhealth\\_cdrteam\\_index.aspx](http://dhhs.ne.gov/publichealth/Pages/lifespanhealth_cdrteam_index.aspx).

### Race and Ethnicity-Specific Child Mortality

The Child Mortality Rate of Asian and Pacific Islander children was statistically lower than that of African American children and all children, overall, in 2020.



### Causes of Child Deaths, Nebraska, 2020

Manner and Cause of Death	Number of Deaths	Child Mortality Rate (deaths/1,000)
<b>Natural</b>	<b>53</b>	<b>11.8</b>
Cancer	14	3.1
Respiratory Disease	--	--
Prematurity	0	0.0
Perinatal Conditions	0	0.0
Congenital Anomalies	--	--
Other Natural Causes	28	6.2
<b>Accidental</b>	<b>29</b>	<b>6.4</b>
Motor Vehicle-Related	14	3.1
Drowning	--	--
Other Injury	--	--
<b>Homicide</b>	<b>7</b>	<b>1.6</b>
By Firearm	--	--
Other Homicide	--	--
Maltreatment	0	0.0
<b>Suicide</b>	<b>13</b>	<b>2.9</b>
By Suffocation	7	1.6
By Firearm	6	1.3
By Other Means	0	0.0
Other/Undetermined	--	--
Pending	--	--
<b>Total</b>	<b>106</b>	<b>23.6</b>

--Numbers are not shown (suppressed) if there are between 1 and 5 deaths for that category. Rates based on counts less than 20 should be interpreted with caution.

Data Source: Nebraska Vital Records