



2020 A YEAR IN
REVIEW

ANNUAL REPORT
Nebraska Department of
ECONOMIC DEVELOPMENT

NEBRASKA

Good Life. Great Opportunity.



ABOUT US

Since 1967, the Nebraska Department of Economic Development (DED) has been focused on growing and diversifying the state's economic base, pursuing a good life with great opportunities on behalf of the people of Nebraska. As the state's lead economic development agency, the vision to grow Nebraska is what inspires us each and every day.

ABOUT THIS REPORT

We're proud to be efficient, effective and customer-focused as we operate programs and administer State funding for economic development. This document fulfills our promise to our Governor, the Nebraska State Legislature and the taxpayers we serve to remain transparent, accountable and proactive in the way we report program data and expenditures. Questions about this report? Contact us using the information provided.

HOW TO CONTACT US


We want you to want to know more about our mission, programs and achievements on behalf of the citizens of Nebraska! For additional information about our agency and what we do — including our entire portfolio of legislative programs and a library of our previous annual reports — visit:

opportunity.nebraska.gov

Follow us on social media to stay up-to-date on our latest news and activities!



MESSAGE FROM DIRECTOR ANTHONY L. GOINS



Governor Ricketts, Members of the State Legislature and Fellow Nebraskans:

It is an honor to present the Nebraska Department of Economic Development’s (DED) Legislative Annual Report for the 2019-2020 Fiscal Year.

In our mission as a Department, efficiency, effectiveness and a strong focus on customer service are more than just catch words. We take great pride in our privilege and responsibility to administer State programs and resources that benefit Nebraskans and their families. We believe that the contents of this report reflect the sense of pride, purpose and commitment that we feel toward our goals.

This report catalogues investments and impacts relating to some of our agency’s main legislative programs, which we administer on behalf of the State of Nebraska. They address areas like job creation; quality, affordable housing; the expansion of our businesses and industries; workforce talent attraction and retention; and community development through vibrant placemaking.

Yet the contents herein reflect just a swath of the wide array of programs and services we as a Department spearhead and oversee in our pursuit of growing Nebraska. I invite you to visit our website, opportunity.nebraska.gov, to learn more about what we do, and the various ways that we can work together to accomplish our mutual goals for our state.

In that regard, I also hope you’ll take the time to learn more about the specific goals we have set forth for the remainder of 2021 and beyond. Goals like winning the Governor’s Cup; creating thousands of high-wage jobs; continuing our swift recovery from the global COVID-19 crisis; energizing and promoting the Nebraska brand to attract families and talent; promoting statewide broadband access; growing our backbone industries, like agriculture; becoming the best state for tech – from agtech to manufacturing tech, insurtech, fintech and healthtech; and more.

Please do not hesitate to reach out to us to express any questions, comments, challenges or opportunities you wish to address. In the meantime, I hope you will find the current document to be both useful and informative. We took great pride in putting it together.

Thank you, as always, for everything you do in service of Nebraska and its citizens. We look forward to working with you in continued pursuit of the vision to grow our state.

Sincerely,

Anthony L. Goins
Director



CONTENTS

Part 1: The Nebraska Business Innovation Act.....	8
Part 2: The Nebraska Operational Assistance Program.....	14
Part 3: The Civic and Community Center Financing Fund.....	16
Part 4: The Nebraska Affordable Housing Trust Fund.....	26
Part 5: The Rural Workforce Housing Fund.....	38
Part 6: The Customized Job Training Program.....	40
Part 7: The Site and Building Development Fund.....	44
Part 8: Intern Nebraska (InternNE).....	46
Appendix.....	51



PART 1:
THE NEBRASKA BUSINESS INNOVATION ACT

Signed into law in 2011, the Nebraska Business Innovation Act (BIA) authorized a portfolio of resources to help high-tech, high-potential, early-stage companies succeed and create quality jobs throughout the state.

Through an array of BIA subprograms, the Department of Economic Development (DED) can provide financial support to help firms succeed across every phase of the life cycle, from concept to commercialization. These programs include:

The Nebraska Small Business Innovation Research/Small Business Technology Transfer (SBIR/STTR) Grant Program

Provides matching grants to small firms applying to or conducting R&D activities under the federal SBIR/STTR programs. Phase 0 grants are for companies involved in the application process. Phase 1 and 2 matching grants are for

already-awarded companies that are conducting activities under federal contract.

Description of Funding:

In Fiscal Year (FY) 2019-2020, DED received 14 requests for SBIR/STTR assistance, totaling \$813,351. In all, DED awarded \$803,851 across two Phase 0 and seven Phase 1 and 2 applications.

Table 1.1 lists SBIR/STTR recipients and their corresponding awards for the 2018-2019 fiscal year.

The Microenterprise Assistance Program

Funds Nebraska nonprofits that provide financial and technical

assistance to Nebraska startups, including small business loans, support for business plan development and more. Funding is provided in two categories: Microenterprise Technical Assistance and Financial Assistance for Microenterprise Lending.

Description of Funding:

DED received four requests for Microenterprise Assistance funding in FY 2019-2020, totaling \$1,500,000. DED awarded \$1,000,000 under the Microenterprise Technical Assistance category, with one organization applying and receiving funds. Under the Financial Assistance for Microenterprise Lending category, DED awarded a total of \$500,000 to three organizations (Tables 1.2 and 1.3).

Table 1.1 Small Business Innovation Research/Small Business Technology Transfer (SBIR/STTR) Grant Awards, Fiscal Year 2019-2020

Award Type	Recipient	Amount	Location
Phase 0	King Laboratories	\$3,000	Omaha
Phase 0	Aqualytics	\$4,000	Omaha
Phase 1	FarmAfield Labs	\$100,000	Schuyler
Phase 1	ARYSE	\$32,499	Lincoln
Phase 1	SignalRx Pharmaceuticals	\$100,000	Omaha
Phase 1	CellGro Technologies	\$100,000	Lincoln
Phase 1	Ting Therapeutics	\$100,000	Omaha
Phase 1	Airlift Environmental, LLC	\$64,352	Lincoln
Phase 1	Ensign Pharmaceutical	\$100,000	Omaha
Phase 2	Adjuvance Technologies	\$100,000	Lincoln
Phase 2	Kana Systems	\$100,000	Lincoln
Total		\$803,851	



Table 1.2 Microenterprise Technical Assistance Funding Awards, Fiscal Year 2019-2020

Award Type	Recipient	Amount	Location
Microenterprise Technical Assistance	Center for Rural Affairs	\$1,000,000	Lyons
Total		\$1,000,000	

Table 1.3 Financial Assistance for Microenterprise Lending Awards, Fiscal Year 2019-2020

Award Type	Recipient	Amount	Location
Microenterprise Lending	Nebraska Enterprise Fund	\$167,000	Oakland
Microenterprise Lending	Northeast Economic Development, Inc.	\$167,000	Norfolk
Microenterprise Lending	Rural Investment Corporation	\$166,000	Lyons
Total		\$500,000	



**The Innovation Fund
Prototype Grant Program**

Supplies grants to support the development of investor-ready prototypes of innovative products,

services and technologies. Essential for helping bring cutting-edge ideas from concept to commercialization.

Description of Funding:
DED received 50 requests for assistance under the Prototype Grant program, totaling \$2,075,471. DED selected 33 applicants for award, with awards totaling \$1,605,375 (Table 1.4).

Table 1.4 Prototype Grant Program Awards, Fiscal Year 2019-2020

Company	Award	Location
MARGOT	\$60,000	Omaha
Porelogix Ultrafiltration Systems, LLC	\$50,000	Omaha
Midwest Bankware Solutions, LLC	\$50,000	Omaha
Peeq, LLC	\$30,000	Omaha
FileFuse, LLC	\$30,000	Lincoln
Auditmate AI, Inc.	\$35,000	Omaha
Osign, LLC	\$35,000	Lincoln
No Brakes, LLC	\$50,000	Omaha
Archival	\$70,000	Lincoln
Median CRM, Inc.	\$40,000	Bennington
Pathish	\$60,000	Lincoln
Alldogs Offroad Coop, LCA	\$27,000	Lincoln
Malco	\$50,000	DeWitt
Central Data Storage	\$50,000	Lincoln
Rentvision	\$75,000	Lincoln
Looking Glass Research, LLC	\$60,000	Omaha
Lens Distortion	\$60,000	Omaha
Retail Aware, LLC	\$25,000	Omaha
CloudCharger Network, Inc.	\$75,000	Lincoln
Dynamic Motion	\$50,000	Herman
Bridge Healthcare	\$60,000	Omaha
Agri-Products	\$18,875	York
Highlight-U	\$50,000	Omaha
Heatsiecker	\$65,000	Martell
medDPC, Inc.	\$50,000	Lincoln
Prepare Insurance, LLC	\$50,000	Lincoln
Sectornow, LLC	\$25,000	Lincoln
Bar Ticket, LLC	\$30,000	Omaha
CEENBoT, Inc.	\$40,000	Omaha
Layer, LLC	\$50,000	Lincoln
Nobl, Inc.	\$79,500	Lincoln
Realsy Homes, LLC	\$50,000	Omaha
Auto Maintenance Assistant, LLC	\$55,000	Columbus
Total	\$1,605,375	

The Seed Investment (Commercialization) Program

Supplies capital to investor-ready startups in the form of matching equity investments held by Invest Nebraska Corporation – DED’s non-profit 501(c)3 partner. Funding can be applied toward product development, hiring employees, marketing and promotion or various operating expenses.

Description of Funding:

DED received 25 applications for Seed Investment funding in FY 2019-2020, totaling \$2,350,000. A total of \$925,000 was subsequently awarded to nine firms (Table 1.5).

The Academic R&D Grant Program

Provides funding to companies who contract with, utilize the research and facilities of, or license technologies from a Nebraska institute of higher education to assist with an applied research project.

Description of Funding:

DED received six requests totaling \$336,000 in Academic R&D assistance during the 2019-2020 fiscal year. Awards totaled \$236,000 across five firms; this includes awards of \$97,000 qualifying under the Innovation in Value Added Agriculture designation and \$45,000 under the Innovation in Bioscience special designation (Table 1.6; see below for information on special designations).

Special Designations: Innovation in Value-Added Agriculture, Innovation in Bioscience

- ▶ The BIA’s Innovation in Value-Added Agriculture program financial assistance to create jobs and promote growth within the state’s backbone industry; businesses whose activities qualify under Innovation in Value-Added Agriculture are eligible for reduced matching requirements (decreased to 25%) under BIA’s Prototype, Seed Investment and Academic R&D programs.
- ▶ Under the Innovation in Bioscience program, the BIA provides funding to companies that promote jobs, economic opportunity and technological innovation in fields related to biofuels, biosensors and biotechnology.

“Prototype Grant Helps Omaha Entrepreneur Bring Software Vision to Life”

Kelly Mann – a self-starting CPA with a knack for thinking outside the box – knew there had to be a better way to sift through the vast volumes of data that accompany the 401k audit process. That’s when she got the idea for **AuditMiner**.

“As someone who performs 401k audits, I knew we could harness technology to streamline the entire process and save CPAs a lot of time and resources,” Mann said.

With support from the **BIA Prototype Program**, Mann and her business partner were able to bring that vision to life, developing a software that can crunch raw audit data into an easy-to-use format that easily saves CPAs an average of 5-10 hours per audit.

Today, AuditMiner’s beta software has debuted at industry conferences around the country, and is quickly becoming a hit among CPAs who’ve heard the buzz and are spreading the word about the newest game-changer. Mann credits the BIA for helping her turn a lightbulb idea into a profitable business with incredible potential.

“Building software requires a significant financial investment, and the BIA was probably the difference-maker between AuditMiner becoming a success or remaining an idea,” she said.



Table 1.5 Seed Investment (Commercialization) Program Awards, Fiscal Year 2019-2020

Recipient	Award	Location
KPI Ninja, LLC	\$100,000	Lincoln
BasicBlock, Inc.	\$100,000	Omaha
Valid Voice, LLC	\$100,000	Omaha
Progressive Neuro, Inc.	\$75,000	Ravenna
Centese, Inc.	\$125,000	Omaha
CompanyCam	\$125,000	Lincoln
OpsCompass	\$75,000	Omaha
VidaNyx	\$125,000	Omaha
Progressive Neuro, Inc.	\$100,000	Ravenna
Total		\$925,000

Table 1.6 Academic R&D Program Awards, Fiscal Year 2019-2020

Award Type	Special Designation	Recipient	Award	Location
Academic R&D Phase I	N/A	Terrace Ag, LLC	\$50,000	York
Academic R&D Phase I	N/A	Exmark Manufacturing	\$44,000	Beatrice
Academic R&D Phase I	Innovation in Value-Added Agriculture	Materials and Machine Corporation of America	\$75,000	Lincoln
Academic R&D Phase I	Innovation in Bioscience	Shabri, LLC	\$45,000	Hastings
Academic R&D Phase I	Innovation in Value-Added Agriculture	Crawford Investments, LLC	\$22,000	Ord
Total			\$236,000	

BIA: Economic Impact Facts

A report by **UNL’s Bureau of Business Research** found that surveyed BIA recipient companies had generated over 1,100 direct jobs since receiving their first grant, with an average wage of \$67,074 per year. The program’s estimated annual economic impact was \$517 million; this is addition to an annual state and local tax impact of \$11.7 million.

The report found that BIA grant recipients generated around \$5.75 in private investment funding for every \$1 in State support received, while earning \$9.77 per dollar in revenue.



PART 2: THE NEBRASKA OPERATIONAL ASSISTANCE PROGRAM

Launched in 2007, the Nebraska Operational Assistance Program established a support network to help entrepreneurs and high-potential startups obtain the guidance, capital and resources to succeed.

Invest Nebraska, DED's nonprofit 501(c)(3) partner, spearheads the functions of the OAP on behalf of the State of Nebraska. A venture development organization led by successful entrepreneurs, Invest Nebraska specializes in advising and investing in early-stage companies; its goal is to serve the entrepreneurial community while embodying the entrepreneurial spirit.

Invest Nebraska is governed by a 12-member volunteer board with an extensive background in accounting; angel investing; banking; early-stage entrepreneurial devel-

opment and investment portfolio management; patent law; private equity; transaction law; university research and commercialization; and venture capital.

Since 2012, Invest Nebraska has provided financial assistance totaling \$24,075,000 to 155 Nebraska startups in the form of loans, convertible debt and equity, while providing operating assistance to 1,299 firms. As of 2020, these businesses had received a total of \$150,266,552 in co-invested capital in addition to financial assistance from Invest Nebraska. From 2012-

2020, these companies created 716 direct jobs paying an average of \$63,775, and received 186 patents.

In 2020, Invest Nebraska:

- ▶ Reviewed 166 business plans.
- ▶ Engaged 191 entrepreneurs.
- ▶ Provided \$2,325,000 in financial assistance to 19 Nebraska businesses.
- ▶ Provided operational assistance to 294 businesses.

Firms that received technical assistance and financial capital from Invest Nebraska in 2020 went on to

generate \$8.63 million in leveraged venture capital investments.

Invest Nebraska also maintains an online investment opportunity portal via the "Gust" platform. The world's largest equity funding and collaboration platform, Gust connects 400,000-plus startups in 190 countries to more than 60,000 investment professionals, and is the official collaboration platform for national angel investor federations in more than two dozen countries. Potential or interested accredited angel investors are able to contact Invest Nebraska for access to the clearinghouse; they can also become members of the "Deal Room" to access materials and information provided by companies of interest. Through Invest Nebraska, Angels are also able to obtain contact and other pertinent information to enable networking with potential investment targets.



Nebraska Biotech Firm Poised to Deliver Next Generation Vaccines

Nebraska-grown biotech startup **Thyreos** has set out to revolutionize human and animal health vaccines through its work on cutting-edge R2 technology that protects against herpesvirus infections.


Neuroinvasive herpesviruses cause a variety of diseases in humans and animals. ThyreosR2 technology prevents herpesviruses from entering the nervous system, which in turn prevents disease symptoms. Thyreos is developing a vaccine for BHV-1, the herpesvirus that causes infectious bovine rhinotracheitis (IBR) – a respiratory illness in cattle that is responsible for millions in losses within the beef industry each year. Meanwhile, the company is also making rapid progress on human health herpesvirus vaccines with the potential to prevent a variety of well-known illnesses.



Eric Zeece, Thyreos Founder and CEO.

In addition to funding from the BIA, Thyreos received \$750,000 in seed capital through Invest Nebraska and accredited angel investors to support and accelerate its R&D efforts.

"**Invest Nebraska** and the **Operational Assistance Program** have created an entrepreneurial ecosystem that makes Nebraska an ideal home for biotech startups," said Thyreos Founder and CEO **Eric Zeece**.



PART 3:
THE CIVIC AND COMMUNITY CENTER FINANCING FUND

Growing Nebraska starts with building communities people love to call home. The Civic and Community Center Financing Fund (CCCFF) provides a resource to help cities, towns and villages across the state invest in vibrant placemaking and develop the local amenities that promote quality of life and economic opportunity.

Growing Nebraska starts with building communities people love to call home. The Civic and Community Center Financing Fund (CCCFF) provides a resource to help cities, towns and villages across the state invest in vibrant placemaking and develop the local amenities that promote quality of life and economic opportunity.

DED awards CCCFF funding to municipalities for planning and capital construction projects related to the development of civic, community and recreation centers. Buildings listed on the National Register of Historic Places that are intended for conversion, rehab or reuse are also eligible for funding under the program.

Municipalities can receive one CCCFF grant under each category of assistance in any two-year period; this often encourages communities to apply for planning grants, thereby developing stronger projects for later capital construction grants. A municipality must own and operate the facility that is eligible for renovations or expansions. CCCFF monies may account for no more than 50% of project expenses.

CCCFF is funded through a turn-back of 30% of new state sales tax generated by arenas and retailers near those arenas constructed under the Convention Center Facility Financing Assistance Act and Sports Arena Facility Financing

Assistance Act, respectively. Most Nebraska municipalities are eligible for CCCFF funding, and may apply for a grant in competition with other municipalities. Per statute, the cities of Omaha and Lincoln are not eligible. The City of Ralston and other municipalities that have received funding from the Sports Arena Facility Financial Assistance Act are also ineligible to apply for CCCFF.

CCCFF Project Cycles

The CCCFF program operates on an annual cycle. In 2020, DED received 34 letters of intent and 30 applications were submitted for consideration of award. Prior to



- ★ Funds received for projects related to the construction, renovation and development of civic, cultural and convention centers
- ★ Funds received for planning projects



committee review, all applications were reviewed by the CCCFF Co-ordinator to determine whether a proposed project was eligible under the authorizing statute and Title 90 NAC Rules and Regulations. Population size of an applying municipality and the annual CCCFF balance determines the maximum available grant amount. All 30 applications met the threshold for review by the committee.

Municipalities requested a total of \$8,813,698.50 in CCCFF funding during the 2020 program year. DED awarded 21 of the applications at the total requested amount, and one partial award (the City of Scottsbluff) for the remaining available funds. This is the fifth consecutive year a partial award has been issued due to limited available funding. The total awarded aid was \$5,397,775, expending all available funds; this included \$77,250 in awards under the category of Planning (seven awards) and \$5,320,525 for Capital Construction projects (15 awards). Note that all planning projects were awarded, and the top-scoring capital construction applications were awarded

until funds were fully depleted. The highest-scoring applicants were awarded first, followed by additional applicants. DED plans the timing of award cycles to coincide with anticipated sufficient funds available for award, as well as construction season. The CCCFF committee will hold an annual award cycle if the fund balance is sufficient, as will it consider the amount of unpaid funds designated to committed projects.

See the section below for detailed financial information.

CCCFF Financial Information

Tables 3.1-3.4 provide detailed data on CCCFF program financials for Fiscal Year 2019-2020.

Select Planning Projects, 2020 Program Year

DED awarded a total of \$77,250 for seven planning projects during the reporting year. Projects were awarded based on scoring selection criteria listed in Neb. Rev. Statute 13-2707.01 and detailed in Title 90 Rules and Regulations and Appli-

cation Guidelines. Given the proven value of pre-development planning studies, all eligible planning projects were awarded.

2020 Select Capital Construction Projects

A total of \$5,320,525 was awarded across 15 projects for the construction, renovation and development of civic, cultural and convention centers. For those projects, total local cost-share at the time of application submission reached \$20,363,921. The Department awarded projects based on scoring selection criteria listed in Neb. Rev. Statute 13-2707 and detailed in Title 90 Rules and Regulations and Application Guidelines. These awards fully expended the available resources in the fund. One awarded community (the City of Scottsbluff) received less than its requested amount due to limited available funds.

Table 3.5 provides data on all select Planning and Capital Construction projects funded during the 2020 program year. See the subsequent section for corresponding project narrative descriptions. Non-select projects are described in a later section.

Table 3.1 Revenue Generated for the Fund, Fiscal Year 2019-2020

Interest Earned (481100-Investment Income)	\$97,805.71
Cancelled Funds (484500-Reimbursement from Governments)	\$0.00
Sales Tax Revenue Generated (493100-Operating Transfers In)	\$4,204,992.11
(493200-Operating Transfers Out)	-\$343,900.00
Total Receipts FY 2019-2020	\$3,958,897.82

Table 3.2 Actual Expenditures, Fiscal Year 2019-2020

Operating (Non-Aid)	\$34,948.94
Aid	\$4,104,578.75
Total Actual Expenditures	\$4,139,527.69

Table 3.3 Current Budget, Fiscal Year 2019-2020

Operating (Non-Aid)	\$38,524.81
Aid	\$7,849,055.50
Total Budgeted Expenditures (Including Encumbrances)	\$7,887,580.31

Table 3.4 Projected 2021 Expenditures

Operating (Non-Aid)	\$43,033.62
Aid	\$5,397,775.00
Total Projected Expenses	\$5,440,808.62

Table 3.5 CCCFF Select Planning and Capital Construction Projects, 2020 Program Year

Type of Award	Municipality	Category	Sub-Category	Amount Awarded	Matching Funds	Project Budget
Construction	City of Alliance	Public Space	Outdoor Plaza	\$483,770.50	\$483,770.50	\$967,541
Construction	City of Arapahoe	Civic Center	Library	\$372,172	\$372,172	\$744,344
Construction	Township of Atkinson	Civic Center	Community Hall/Community Center	\$58,866	\$58,866	\$117,732
Construction	City of Bridgeport	Recreation Center	Park	\$99,900	\$100,100	\$200,000
Construction	City of Cambridge	Recreation Center	Aquatic Center	\$310,000	\$1,191,900	\$1,501,900
Construction	City of Grant	Recreation Center	Aquatic Center	\$562,000	\$2,329,400	\$2,891,400
Construction	City of Hebron	Recreation Center	Aquatic Center	\$562,000	\$2,897,156	\$3,459,156
Construction	City of Hooper	Recreation Center	Park	\$80,000	\$270,000	\$350,000
Construction	City of Laurel	Civic Center	Community Hall/Community Center	\$562,000	\$3,482,250	\$4,044,250
Construction	City of Norfolk	Recreation Center	Park	\$1,125,000	\$5,219,402	\$6,344,402
Construction	Village of Roseland	Civic Center	Community Hall/Community Center	\$375,000	\$375,000	\$750,000
Construction	City of Scottsbluff	Recreation Center	Park	\$74,171.50	\$1,569,459.40	\$1,643,630
Construction	City of Scribner	Civic Center	Auditorium	\$60,000	\$60,000	\$120,000
Construction	Village of Table Rock	Recreation Center	Park	\$33,645	\$40,845	\$67,290
Construction	City of York	Recreation Center	Gymnasium or Indoor Rec Facility	\$562,000	\$1,938,000	\$2,500,000
Planning	City of Ainsworth	Recreation Center	Aquatic Center	\$3,000	\$3,000	\$6,000
Planning	City of Alma	Civic Center	Auditorium	\$12,500	\$12,500	\$25,000
Planning	Village of Dorchester	Civic Center	Community Hall/Community Center	\$15,000	\$15,000	\$30,000
Planning	City of Lexington	Recreation Center	Gymnasium or Indoor Rec Facility	\$15,000	\$15,000	\$30,000
Planning	City of Tilden	Civic Center	Community Hall/Community Center	\$9,250	\$9,250	\$18,500
Planning	City of Wayne	Recreation Center	Gymnasium or Indoor Rec Facility	\$10,000	\$10,000	\$20,000
Planning	City of Wood River	Civic Center	Library	\$12,500	\$12,500	\$25,000

Narrative Descriptions: Select Projects

City of Ainsworth

The City of Ainsworth will complete a pool/park feasibility study of its local public swimming pool and East City Park. Both City-owned amenities are located within the City's corporate boundary, and the pool was built in 1961. The study will involve analyzing, researching and evaluating all aspects of the pool/park amenities.

City of Alliance

Alliance's Central Park Sunken Gardens was built during the Great Depression, and has been a favorite gathering spot for generations of residents and visitors. Time and the elements have taken a toll on the park's 86 pillars and Sunken Gardens area. Pillars have had to be removed, and the gardens are in need of upgrades. A 2019 Planning grant enabled the City to work with Baker and Associates to develop a vision for restoration. The project will restore the pillars and upgrade the Sunken Gardens to recreate a vital part of Alliance's identity. The new pillars will be better able to endure the elements. ADA accessibility will provide access for all to gather and enjoy the beauty and grandeur of this precious landmark.

City of Alma

Since 1922, the Alma City Auditorium has been a community staple, and it is listed on the National Registry of Historic Places. The building has an extensive history which the City wants to preserve. Due to the age of the structure, many areas of the interior have deteriorated and are not 100% ADA accessible. The City will complete a feasibility study on the existing building, when leaders and community stakeholders

will be able to budget and prioritize areas of greatest need.

City of Arapahoe

The City of Arapahoe plans to renovate and expand the Arapahoe Public Library. The 2,880 square foot building will undergo 1,200 square feet of extensive renovations to better utilize library spaces while increasing security and overall library function. A 1,720 square foot addition will add a community room dedicated to library activities and programs. A new ADA accessible entry and new accessible restrooms will also be included. The renovation will ensure the library is accessible and safe for all users, while ensuring optimal use of the space to accommodate the needs of a modern library.

Township of Atkinson

Atkinson will make major repairs to its community center. The facility currently has a dry agent kitchen range hood fire suppression system that is non-compliant with current fire safety codes; a new wet agent fire suppression system must be installed. Two heating and air conditioning units are failing and no longer cost efficient. Flooring throughout the facility is tile and has needed to be replaced or repaired several times. Three doors at the facility have deteriorated and rusted; their replacement will provide not only security, but utility cost efficiency.

City of Bridgeport

Bridgeport will renovate the west city park tennis court. The tennis courts were built in the early 1970's. Over the past 20 years, they have fallen into disrepair and can no longer be used. There has been nearly continuous recreational tennis participation in Bridgeport since the 1970's. With the current unplayable

condition of the outdoor courts, number are down but there is still strong interest in junior, adult and senior tennis groups in Bridgeport, which this project will accommodate.

City of Cambridge

The City proposes to renovate and bring the existing municipal pool up to ADA compliance. The proposed project is located just east of downtown, adjacent to a park, tennis courts and the Cross Creek Golf course.

Village of Dorchester

The Village of Dorchester contains several old and outdated facilities, including the fire station, community center, legion hall and library. The Dorchester Community Foundation will explore ways to make the most of buildings and spaces the Village owns or has available. This includes a number of buildings within the downtown area that are in need of renovation.

City of Grant

The City of Grant will construct a new bathhouse and pool facility for all residents and the surrounding communities. The current swimming pool is located within Grant City Park. Originally constructed in 1961, the existing bathhouse does not meet ADA code, which hinders visitors and current residents living with a disability.

City of Hebron

The City of Hebron will cost share the construction of a new aquatic center. Hebron's municipal pool is one of the oldest in Nebraska. With a bowling basin, chemically deteriorated electrical and mechanical equipment, cracked slide and deck, and leaking pipes and pumps, the pool is too deteriorated for patchwork fixes. It needs a complete

overhaul. The city will build a new pool at the current site, saving on relocation costs since utilities are already in place.

City of Hooper

The City of Hooper will renovate the existing lighted baseball field located in Memorial Park. The park is on the north side of the city and serves as an important community gathering space. It also contains the city auditorium, swimming pool, and basketball/pickleball courts. The City proposes to replace the field's lighting and seating due to safety issues, as well as the fencing and scoreboard; a press box and public address system will be added, and the dugouts will be relocated to improve drainage and sight lines.

City of Laurel

A 20,500 square foot civic center will provide a modern venue to host large-scale civic, community and business events; a safe senior center; and up-to-date municipal offices, all with ample and accessible parking.

City of Lexington

The City of Lexington is working to address a community need for indoor recreational space. The proposed indoor recreation center will be multi-purpose and provide space for a wide range of activities (e.g., tennis, pickle ball, golf, group fitness, etc.) for local youth, adult and senior populations.

City of Norfolk

The City of Norfolk will rehabilitate Johnson Park and restore the adjacent North Fork River. Johnson Park is located just northeast of downtown, along the North Fork of the Elkhorn River. Both Johnson Park and the North Fork are historically significant to the community. The primary concept of the project

is to restore the connection to the river. This includes the removal of a dam and spillway; eight new 18-inch drops that will introduce whitewater characteristics to the river; two ADA public access points; a pedestrian bridge strategically located to provide viewing of the whitewater structures; a riverside beach area for bankside recreation; beautification along the bank corridors; and enhanced aquatic habitats. Components of the rehabilitation of Johnson Park will include the development of trails under the North First Street Bridge dam, as well as river access points. An amphitheater will be constructed in the park, and additional parking spaces will be added, as well as new ADA restrooms. The playground equipment will be replaced, and a possible summer fountain/winter ice skating rink will be constructed.

Village of Roseland

The Village of Roseland and the Roseland Community Club worked with Olsson Associates to assess the feasibility of building a village community center. A 7,200 SF building design and layout matching the Community Club's vision was proposed. A primary feature will be a large event room with space for 200-300 people. Other features will include small conference and event spaces. A kitchen will be situated to cater to both spaces.

City of Scottsbluff

The City of Scottsbluff will rebuild the 23 Club Baseball Park, home to the largest youth sports program in western Nebraska. The project will remove and replace all existing structures, which are currently outdated, unsafe and non-ADA compliant. These include a clubhouse/concession building, dugouts, bleachers, batting cages and

a storage shed. Additional improvements will include picnic areas, a playground and walking trails to connect with adjacent parks and a city-wide greenway initiative called the Scottsbluff Valley Pathway North Project.

City of Scribner

The City of Scribner will renovate Mohr Auditorium, providing a site for large local celebrations, town hall meetings, auctions and voting facilities. Both internal and external improvements are included in the planned renovation. Outside, the concrete sidewalk and exterior bricks will be repaired and tuck-pointed, and the sign will be refinished. Inside, the restrooms and kitchen area will be remodeled and updated with electrical upgrades to ensure ADA compliance. A modern sound system will be installed to provide enhanced audio to those with hearing disabilities, and a canopy will be constructed to protect visitors from the elements.

Village of Table Rock

The Village of Table Rock will renovate the existing playground in the commercial square district. The project is located in the center of the village. The playground is utilized by preschool students who attend the local Head Start center, as well as residents and visitors. The playground's unsafe equipment and pebble gravel surface will be removed, and the site will be prepared for new equipment installation. The new playground equipment will include a structure with slides; a swing structure; and two spinning play structures. It will also feature recycled rubber tire mulch for ground cover.

City of Tilden

Tilden will conduct a feasibility study pertaining to the construction of a new community center to serve Tilden and the surrounding area. The facility will be owned and operated by the City, and will be a symbol of progress and pride to enhance existing business, attract new businesses and residents, and bring additional income into the city. The new community center will likely replace the current city auditorium.

City of Wayne

Wayne will cost-share the planning phase for upgrades to the city's Activity Center. The City will determine project feasibility and project sustainability through data collection, building site assessment and design concept analysis. The project budget will allow the City of Wayne to solicit and employ an engineering and design firm to conduct building site assessments and design concept analysis.

City of Wood River

In 2019, the City of Wood River purchased the recently closed Good Samaritan Care Center . The City will hire JEO Architecture, Inc. to determine the feasibility of repurposing the southern half of the facility into a public library/senior center. The northern 12,795± SF will be converted into a nonprofit day care, known locally as the Stick Creek Kids Child Development Center.

City of York

The City intends to make critical repairs (window replacement, roof and HVAC) to its municipal auditorium. Built in 1940, the facility has served as a multi-use civic and recreational center for local and regional activities for 80 years. Between 2011 and 2018, the auditorium hosted over 2,100 events, which averages to 300 annually. The proposed improvements will help York maintain this vital and historic community gathering space for many more years.

CCCFF Fiscal Year 2019-2020 Non-Select Projects

In this competitive CCCFF program cycle, the review committee selected projects based on each applicant's potential to create attractions and amenities that could benefit a community's financial and civic vitality. As stated above, each applicant selected by the CCCFF committee was awarded the requested amount until available funds were depleted. The amount of applications requested exceeded the funds available for award. (See Table 3.6).

The CCCFF committee values innovation, creativity and progressive local leadership in communities' economic development planning. While the projects listed below scored lower than awarded projects in several areas, the committee encourages applicants to continue building public-private partnerships while pursuing planning and capital construction projects.

All listed applicants that were not selected for funding had success in securing at least part of the required matching funds. In most cases, the determining factor was an average to below average score for the three criteria related to project impact in comparison to higher ranking applications. A low score for project impact criteria is often interrelated with an applicant's inability to clearly define the project in terms of community benefits. The accompanying non-select project summaries were derived from non-select letters.

Non-Select Project Narrative Descriptions, 2020 Program Year

Village of Ceresco

The Village of Ceresco proposed to build the Ceresco Splash Pad. The review committee noted the general outlook of the project as a desirable quality of life investment in the community. However, the committee was unable to identify whether the project served an unmet need or would otherwise compel visitors. Based on the need described (e.g., no municipal pool, travel distance to pool, and expense of new pool, etc.), it was unclear that the proposed project addressed the issue. The application scored average in the area of readiness and public support; however, in order to understand the importance of the project and its real impact, the committee noted the need for a more targeted, project-specific narrative in all areas: retention, new resident and visitor impact; readiness and local support; and planning. Furthermore, each narrative response should have been limited, as much as reasonably possible, to the appropriate criteria. The committee noted that Ceresco's responses were incom-

plete and did not fully address the respective criteria. The committee commends the community's consideration to use recycled water from the splash pad as a means for watering the nearby baseball field, and for looking ahead in selecting a design that offers a unique experience in comparison to other communities planning to install similar structures.

City of Friend

The City of Friend owns and operates a municipal pool. The city plans to renovate the facility by demolishing the existing pool and bathhouse and constructing a new pool and bathhouse at the same location. The review committee noted the planning undertaken, potential programmatic partnerships with area organizations and schools, and the general outlook of the project as a desirable quality of life investment into the community. Subsequently, the application scored above average in the area of planning; however, in order to understand the importance of the project and its real impact, the committee wanted more project-specific narrative in the areas of retention, new resident, and visitor impact. These narrative responses were too broad in scope and did not fully address the respective criteria in comparison to awarded projects. With the successful passing of an additional sales tax in November 2019, it was clear that at least 70% of community supported the project; however, this support did not carry through the narrative in all areas of the application. Moreover, the amount of secured funds on-hand was less that of awarded projects. The committee was unable to identify whether the project served an unmet need or would otherwise compel visitors.

City of Ogallala

The renovation of Collister Park was proposed. The review committee noted the potential for positive impact and the complementary nature of the project as related to the park and the surrounding area; this was reflected in the above average scores in the area of new resident impact and visitor impact. The review committee noted the community's interest in developing a fully accessible park, but could not clearly identify the need for the project in terms of the character and/or interest of the community; this was reflected in below average scores in the areas of retention impact, readiness and local support, and project planning. Although the narrative discussed the City's assessment of its ability to support the project within its existing infrastructure and operations budget, compared to awarded projects, the application did not sufficiently describe what, if any, public participation was involved in the planning and final design process. The committee was unable to identify whether the project served an unmet community need.

City of Papillion

The proposed Papillion City Park Carousel and Pavilion would be a handmade electric carousel, covered by a year round pavilion, located in City Park. The review committee noted the complementary nature of the Carousel project as it relates to the downtown and surrounding park; this is reflected in an above average score in the area of retention impact. However, as compared to awarded projects, the application was not as competitive in the areas of new resident impact, visitor impact, readiness and local support, and project planning. The review committee noted deficiency in the narrative to show support from community residents; target-

Table 3.6 CCCFF Non-Select Projects, 2020 Program Year

Type of Application (Planning, Construction)	Municipality	Category	Sub-Category	Amount Requested	Matching Funds	Total Project Budget
Construction	Village of Ceresco	Recreation Center	Park	\$125,000	\$125,000	\$250,000
New Construction	City of Friend	Recreation Center	Aquatic Center	\$562,000	\$2,163,200	\$2,725,200
Construction	City of Ogallala	Recreation Center	Park	\$200,000	\$205,454	\$405,454
Construction	City of Papillion	Public Space	Outdoor Plaza (e.g., gathering space)	\$445,000	\$445,000	\$890,000
Construction	City of South Sioux City	Civic Center	Museum	\$300,000	\$300,000	\$600,000
New Construction	City of Staplehurst	Recreation Center	Gymnasium or Indoor Rec Facility	\$500,000	\$500,000	\$1,000,000
Construction	City of Wakefield	Recreation Center	Park	\$562,000	\$2,807,000	\$3,369,000
New Construction	City of Waverly	Recreation Center	Aquatic Center	\$562,800	\$5,674,800	\$6,236,800

ed discussion of project-specific planning; and the amount of actual matching funds on-hand. The inclusion of more project-specific information, including anticipated user fees, hours of operation, cost of operation, etc., and estimated, measurable impact based on existing events held at or near the park, may have improved overall scoring in these areas. The committee was unable to identify whether the project serves an unmet need in the area or would otherwise directly compel visitors.

City of South Sioux City

Siouxland Freedom Park sought to complete the interior of its Interpretive Center, and to finish the patio and landscaping in its 55-acre park. The review committee noted the community's initial support for the project, but the narrative did not sufficiently describe the status of current fundraising or support in this phase of the park. Compared to awarded projects, the application was less competitive in all five areas: retention impact, new resident impact, visitor impact, readiness and local support, and project planning. While the review committee made note of the project's potential to encourage tourism to the area, the City could have improved its application with a discussion of events and/or other complementary attractions. Furthermore, the narrative largely referred to planning that occurred in 2010 and during the early stages of the park's development; the committee would have appreciated discussion of any actions, formal or informal, taken since that time to understand the need and impact for the project as proposed. Additional information about how and who uses the facility, including details about programming and scheduled or anticipated

exhibits, may have provided more context as to the local importance of the project.

City of Staplehurst

The proposed Staplehurst Rec Center involved a joint effort between the Village of Staplehurst and Our Redeemer Lutheran Church and School of Staplehurst. The review committee noted vocal support for the project in letters, but also a significant balance of funds that needed to be raised. Compared to awarded projects, the application was less competitive in all five areas: retention impact, new resident impact, visitor impact, readiness and local support, and project planning. Other similar applications were further along in the fund-raising process. Furthermore, the narrative did not provide adequate discussion of the considerations for the project's design. In particular, it was unclear to what use the "common space" would be put, and how the final design came to fruition. Moreover, the committee did not have adequate information about the type of events to be held at the facility, or how often the facility would be used. From the narrative, it was also unclear when/if public use would be restricted, and whether non-church member residents would make use of the space. Facility ownership was another noted concern. While the application included the first and last page of an agreement between the church that would share ownership of the property and building footprint, and the application offered to provide the document in its entirety upon request, the committee wondered why the entire agreement was not provided for consideration within the application, given that statute sets forth ownership provisions.

City of Wakefield

The proposed project was the Wakefield Outdoor Recreation Facility. Compared to awarded projects, Wakefield did not demonstrate the community's need for the project; this is reflected in the application being neither as competitive nor as compelling in all five criteria areas: retention impact, new resident impact, visitor impact, readiness and local support, and project planning. Overall, the review committee articulated concerns about how the general public would benefit from the project as proposed; the narrative discussed in detail the benefits to the school, the current owner of the property, and organized leagues, but it was unclear how such improvements would impact the community's residents overall. There were also concerns about project readiness and planning. The narrative indicated project ownership was still maintained solely by the school at the time of application. Furthermore, the committee was unable to identify whether the project served an unmet area need or would otherwise compel visitors.

City of Waverly

Waverly proposed to construct a new Aquatic Center to replace the current Municipal Pool built in 1975. The review committee noted the impressive design and community's enthusiasm for the project; this was reflected in an above average score in the area of retention impact and visitor impact. The committee commends the municipality for undergoing planning processes involving the public, its inclusion of application materials comparing the existing facility and new concept, and its consideration of increased operational costs and projections. However, compared to the awarded projects, the application was less

competitive in the areas of new resident impact and readiness and local support. While the review committee made note of vocal support identified in the letters and

narrative, other similar applications had already held and approved the vote for municipal bond. Furthermore, more project-specific and facility programming information

may have improved scoring in the area of new resident impact.

CCCCFF Grant Helps Communities Achieve Economic Development Goals

In Fremont, a **CCCCFF grant** of \$1.25 million in 2019 has helped locals tackle a project that will serve and help grow the community for decades to come.

Built in 1937, Fremont's City Auditorium has played host to events ranging from high school dances and graduations to pancake feeds and polka parties. But until recently, the aging building had seen better days, and was in need of major repairs and upgrades. Now, thanks to dedicated citizens and support from a CCCCFF construction grant, the Auditorium's recent renovation has restored the historic local icon to its former glory and beyond.

"Without CCCCFF, we probably wouldn't have been able to make all the improvements that we did," said Grant Coordinator **Lottie Mitchell**, referring to a new heating and air system, roof, ADA accessible restrooms and entryways/exits, spacious meeting spaces, community event rooms and other significant upgrades and new features.

"These upgrades open up entirely new possibilities for events like large weddings and corporate events. So this facility not only

serves our residents, but will be a resource to help us draw people into Fremont and show them our community."



PART 4:
THE NEBRASKA AFFORDABLE HOUSING TRUST FUND

Housing and economic development go hand-in-hand. Communities that make the effort to address local housing needs will be poised to grow and thrive. Established in 1996, the Affordable Housing Trust Fund is Nebraska's largest State resource for affordable housing development. Since its inception, the NAHTF has been helping communities across the state pursue their need for quality homes that are accessible to every day families.

The Department of Economic Development administers Trust funding annually to local governments, public housing authorities, community action agencies, nonprofits and for-profit entities working in conjunction with one of these organizations. Trust funds can support a wide range of activities, from home construction and rehabilitation to down payment assistance, nonprofit operating assistance and more. NAHTF awards are eligible to projects that benefit households at or below 120% of the area median income.

The following sections provide detailed financial and award-related information for the NAHTF 2020 calendar year.

NAHTF Financial Information, Calendar Year 2020

In 2020, revenue deposits from the documentary stamp tax to the NAHTF totaled \$12,042,171.45, and interest earned was \$308,426.44. Requests for NAHTF assistance totaled \$15,360,398 across 51 applications; this resulted in a total of \$10,251,498 in awards distributed to 31 applicants. Appropriated funds expended by the Department totaled \$7,379,142.82.

All available funds were contracted to projects for the program year. The year-end NAHTF balance as of December 31, 2020, was \$20,704,113.

The Department's current budget for administration of the NAHTF (spending authority for July 1, 2021-June 30, 2022) is \$704,611; the budget for aid during the same timeframe is \$12,750,000.

Grant Awards and Outcomes, Calendar Year 2020

DED awarded \$10,251,498 from the NAHTF during the 2020 calendar year across 31 applications. These awards:

- ▶ Resulted in the completion of 281 housing units throughout the state, valued at \$24,790,867 in project costs.
- ▶ Generated \$7,296,500 in local matching funds and \$47.1 million in community investment, demonstrating the program's tremendous value for rallying local stakeholders to tackle housing needs and objectives.
- ▶ Leveraged \$7,242,869 in funding.
- ▶ Generated an estimated 220 jobs in construction, the skilled trades and other demand fields.

Table 4.1 (starting on page 28) provides detailed data pertaining to NAHTF awards and outcomes for the calendar year. The section that follows describes 2020 non-select applications.

Calendar Year 2020 Non-Select Projects

For NAHTF funding requests under the Annual Cycle, DED first examined all applications to determine they met threshold criteria (e.g., documentation of required match, eligible applicant, eligible activities, etc.) before scoring written housing proposals based on the following selection criteria:

- ▶ Project design (100 points possible)
- ▶ Need and impact (100 points possible)
- ▶ Project financing (125 points possible)
- ▶ Capacity and Collaboration (75 points possible)
- ▶ Disaster Recovery (50 points possible)
- ▶ Affordability period (25 points possible)
- ▶ New Units Created (25 points possible)
- ▶ Matching Funds (50 points possible)

Nonprofit Technical Assistance applications were scored on the basis of:

- ▶ Goals and Work Plan (200 points possible)
- ▶ Impact on housing need (100 points possible)
- ▶ Sustainability (100 points possible)
- ▶ Organizational and Financial management (100 points possible)

Per the requirements of the Nebraska Affordable Housing Act and NAHTF regulations, DED made its best effort to allocate no less than 30% of NAHTF monies to each of Nebraska's three U.S. Congressio-

nal Districts, reflecting 90% of the estimated NAHTF allocation. The remaining 10% was allocated at the Department's discretion to fund one statewide technical assistance project, additional non-profit technical assistance projects in Congressional Districts 1 and 3, and additional housing projects in each of the 3 Congressional Districts.

For 2020 housing projects, all applications receiving a score of 311 or higher were funded in Congressional District 1; all applications in Congressional District 2 were funded; and all applications receiving a score of 287 or higher were funded in Congressional District 3.

For nonprofit technical assistance projects, all applications receiving a score of 316 or higher were funded in Congressional District 1; all applications receiving a score of 373 or higher were funded in Congressional District 2; and all applications receiving a score of 335 in Congressional District 3 were funded. The one statewide technical assistance project submitted was funded.

In all, 20 projects were denied funding out of 51 total applicants. Table 4.2 (starting on page) provides information on non-select projects for the 2020 calendar year.



Table 4.1 NAHTF Select Projects, Calendar Year 2020

Congressional District	2020 Applications Awarded	Organization Awarded	Project Location	Project Description	Project Summary	Grant Amount Requested	Amount Awarded	Amount of Cash Match	Percent of Cash Match	Amount Leveraged	Percent of Leverage	Total Project Cost	# of Units	Occupancy Rate	Expected Monthly	Employment Generated	Community Investment
CD 1	20-TFRH-15005	City of Norfolk	Norfolk in Madison County	Conversion	Rental	\$500,000	\$500,000	\$50,000	10%	\$734,115	147%	\$1,284,115	9		\$7,727	11.4	\$2,444,230
CD 2	20-TFRH-27013	Holy Name Housing Corporation	Omaha in Douglas County	New Construction	Rental	\$500,000	\$500,000	\$0	0%	\$372,480	74%	\$872,480	3		\$3,000	7.8	\$1,660,709
CD 2	20-TFHP-27010	Habitat for Humanity of Omaha, Inc.	Omaha in Douglas County	New Construction	Homebuyer	\$500,000	\$500,000	\$400,000	80%	\$1,486,880	297%	\$2,386,880	12		N/A	21.2	\$4,543,272
CD 2	20-TFRH-27014	Holy Name Housing Corporation	Douglas County	New Construction	Rental	\$500,000	\$500,000	\$0	0%	\$372,480	74%	\$872,480	3		\$3,000	7.8	\$1,660,709
CD 3	20-TFHP-33022	Southwest Nebraska Community Betterment Corporation	Chase, Dundy, Hayes, Hitchcock and Perkins County; McCook in Red Willow County	Homebuyer Assistance with Rehabilitation	Homebuyer	\$300,000	\$300,000	\$15,000	5%		2%	\$320,456	8		N/A	2.9	\$609,967
CD 1	20-TFHP-18007	NeighborWorks Lincoln	Lincoln in Lancaster County	Homebuyer Assistance Rehabilitation	Homebuyer	\$500,000	\$500,000	\$40,900	8%	\$0	0%	\$540,900	22		N/A	4.8	\$1,029,568
CD 3	20-TFHO-32025	City of Sargent, Nebraska	Sargent in Custer County	Rehabilitation	Homeowner	\$315,000	\$315,000	\$0	0%	\$0	0%	\$315,000	10		N/A	2.8	\$599,582
CD 3	20-TFHO-32026	Village of North Loup	North Loup in Valley County	Rehabilitation	Homeowner	\$252,000	\$252,000	\$0	0%	\$0	0%	\$252,000	8		N/A	2.2	\$479,666
CD 3	20-TFRH-32027	City of Bassett, Nebraska	Bassett in Rock County	Acquisition, Demolition, Site Improvements and New Construction	Rental	\$299,998	\$299,998	\$104,000	35%	\$46,290	15%	\$450,288	2		\$1,400	4.0	\$857,094
CD 1	20-TFHP-17006	City of Columbus	Columbus in Platte County	Homebuyer Assistance	Homebuyer	\$500,000	\$500,000	\$50,000	10%	\$0	0%	\$550,000	16		N/A	4.9	\$1,046,889
CD 2	20-TFHP-27015	New Community Development Corporation dba NeighborWorks Home Solutions	Omaha in Douglas County	Acquisition, Site Improvements and New Construction with Homebuyer Assistance	Homebuyer	\$300,000	\$300,000	\$20,000	7%	\$272,500	91%	\$592,500	2		N/A	5.3	\$1,127,785
CD 3	20-TFHP-34024	Community Action Partnership of Mid-Nebraska	Amherst, Elm Creek, Gibbon, Kearney, Miller, Pleasanton, Ravenna, Riverdale and Shelton in Buffalo County	Homebuyer Assistance	Homebuyer	\$200,000	\$200,000	\$20,000	10%	\$21,980	11%	\$241,980	20		N/A	2.2	\$460,593
CD 3	20-TFRH-31018	Twin Cities Development Association, Inc.	Gering in Scotts Bluff County	Conversion	Rental	\$600,000	\$500,000	\$285,000	57%	\$200,000	40%	\$985,000	14		\$8,816	8.8	\$1,874,884
CD 3	20-TFTA-33029	Keith County Housing Development Corporation	Keith County	Nonprofit Technical Assistance	Nonprofit Operating	\$40,000	\$40,000	\$5,000	13%	\$8,190	20%	\$53,190	N/A		N/A	0.5	\$101,244

Congressional District	2020 Applications Awarded	Organization Awarded	Project Location	Project Description	Project Summary	Grant Amount Requested	Amount Awarded	Amount of Cash Match	Percent of Cash Match	Amount Leveraged	Percent of Leverage	Total Project Cost	# of Units	Occupancy Rate	Expected Monthly	Employment Generated	Community Investment
CD 1	20-TFHP-18002	NeighborWorks Lincoln	Lincoln in Lancaster County	New Construction with Homebuyer Assistance	Homebuyer	\$500,000	\$500,000	\$57,100	11%	\$640,000	128%	\$1,197,100	4		N/A	10.7	\$2,278,602
CD 2	20-TFHP-27012	Habitat for Humanity of Omaha, Inc.	Omaha in Douglas County	Purchase Rehab Resale	Homebuyer	\$500,000	\$500,000	\$0	0%	\$1,047,680	210%	\$1,547,680	12		N/A	13.8	\$2,945,909
CD 2	20-TFHO-27016	Habitat for Humanity of Omaha, Inc.	Burt, Cass, Douglas, Sarpy and Washington County	Rehabilitation	Homeowner	\$500,000	\$500,000	\$40,000	8%	\$0	0%	\$540,000	34		N/A	4.8	\$1,027,855
CD 2	20-TFTA-27017	Habitat for Humanity of Omaha, Inc.	Burt, Douglas and Washington County	Nonprofit Technical Assistance	Nonprofit Operating	\$40,000	\$40,000	\$40,000	100%	\$0	0%	\$80,000	N/A		N/A	0.7	\$152,275
CD 3	20-TFTA-34028	South Central Economic Development District, Inc.	Statewide	Nonprofit Technical Assistance	Nonprofit Operating	\$40,000	\$40,000	\$4,000	10%	\$0	0%	\$44,000	N/A		N/A	0.4	\$83,751
CD 1	20-TFHP-15001	NeighborWorks Northeast Nebraska	Colfax, Cuming, Madison, Pierce, Platte, Stanton and Wayne County	Purchase Rehab Resale with Homebuyer Assistance	Homebuyer	\$500,000	\$500,000	\$500,000	100%	\$13,650	3%	\$1,013,650	13		N/A	9.0	\$1,929,417
CD 3	20-TFHO-36019	York County	Benedict, Bradshaw, Gresham, Henderson, Lushton, McCool Junction, Thayer, Waco, and York in York County	Rehabilitation	Homeowner	\$500,000	\$500,000	\$50,000	10%	\$0	0%	\$550,000	18		N/A	4.9	\$1,046,889
CD 1	20-TFTA-16009	Southeast Nebraska Affordable Housing Council (SENAHC)	Cass, Fillmore, Gage, Jefferson, Johnson, Nemaha, Otoe, Pawnee, Polk, Richardson, Saline, Saunders, Seward, Thayer and York County	Nonprofit Technical Assistance	Nonprofit Operating	\$40,000	\$40,000	\$4,000	10%	\$0	0%	\$44,000	N/A		N/A	0.4	\$83,751
CD 3	20-TFHP-31021	High Plains Community Development Corporation, Inc.	Alliance and Hemingford in Box Butte County; Bayard and Bridgeport in Morrill County; Chadron and Crawford in Dawes County; Gordon, Hayes Springs and Rushville in Sheridan County; Harrison in Sioux County	Homebuyer Assistance	Homebuyer	\$184,500	\$184,500	\$13,000	7%	\$67,970	37%	\$265,470	30		N/A	2.4	\$505,305

Congressional District	2020 Applications Awarded	Organization Awarded	Project Location	Project Description	Project Summary	Grant Amount Requested	Amount Awarded	Amount of Cash Match	Percent of Cash Match	Amount Leveraged	Percent of Leverage	Total Project Cost	# of Units	Occupancy Rate	Expected Monthly	Employment Generated	Community Investment
CD 1	20-TFRH-18003	South of Downtown Community Development Organization	Lincoln in Lancaster County	New Construction	Rental	\$500,000	\$500,000	\$165,000	33%	\$152,000	30%	\$817,000	4		\$3,100	7.3	\$1,555,107
CD 3	20-TFTA-35030	Wakefield Development Corporation	Antelope, Boone, Burt, Cedar, Cuming, Dakota, Dixon, Dodge, Holt, Knox, Madison, Nance, Pierce, Platte, Stanton, Thurston, Washington and Wayne County	Nonprofit Technical Assistance	Nonprofit Operating	\$40,000	\$40,000	\$5,500	14%	\$16,000	40%	\$61,500	N/A		N/A	0.5	\$117,061
CD 2	20-TFRH-29011	Northern Ponca Housing Authority	Omaha in Douglas County	Demolition with New Construction	Rental	\$500,000	\$500,000	\$5,000,000	1000%	\$1,351,665	270%	\$6,851,665	20		\$1,765	61.0	\$13,041,701
CD 3	20-TFRH-35023	City of Plainview	Plainview in Pierce County	Acquisition and New Construction	Rental	\$452,000	\$452,000	\$275,000	61%	\$177,533	39%	\$904,533	4		\$4,252	8.0	\$1,721,720
CD 1	20-TFHP-15004	Northeast Economic Development, Inc.	Antelope, Boone, Burt, Cedar, Colfax, Cuming, Dixon, Dodge, Knox, Madison, Nance, Pierce, Platte, Stanton, Thurston and Wayne County	Homebuyer Assistance	Homebuyer	\$288,000	\$288,000	\$72,000	25%	\$0	0%	\$360,000	10		N/A	3.2	\$685,237
Statewide	20-TFTA-47031	Midwest Housing Development, Inc.	Lyons, Oakland, and Tekamaha	Nonprofit Technical Assistance	Nonprofit Operating	\$30,000	\$30,000	\$10,000	33%	\$30,000	100%	\$70,000	N/A		N/A	0.6	\$131,240
CD 1	20-TFTA-17008	Housing Foundation for Sarpy County	Sarpy County	Nonprofit Technical Assistance	Nonprofit Operating	\$40,000	\$40,000	\$35,000	88%	\$26,000	65%	\$101,000	N/A		N/A	0.9	\$192,247
CD 3	20-TFHP-33020	Lincoln County Community Development Corporation	North Platte in Lincoln County	Demolition with New Construction	Homebuyer	\$390,000	\$390,000	\$36,000	9%	\$200,000	51%	\$626,000	3		N/A	5.6	\$1,191,551

(Legend: N/A = not applicable; U/N = unavailable)

Table 4.2 NAHTF Non-Selected Projects, Calendar Year 2020

Applicant	Project Location	Description	Requested Amount	Matching Funds
Three Rivers Housing Development Corporation	Burt, Cuming, Dodge and Washington Counties	Purchase Rehab Resale	\$387,000	\$18,750
CORE Development, Inc.	Brunswick, Clearwater, Elgin, Neligh, Oakland, Orchard and Royal in Antelope County; Chambers, Ewing, Inman and Page in Holt County	Demolition and Rehabilitation	\$288,000	\$72,000
Village of Clearwater	Clearwater in Antelope County	Homebuyer Assistance	\$160,000	\$0
Omaha-Council Bluffs MAPA Foundation	Cass, Douglas, Sarpy and Washington Counties	Homebuyer Assistance	\$160,000	\$0
City of South Sioux City	South Sioux City in Dakota County	Site Improvements and New Construction with Homebuyer Assistance	\$500,000	\$272,865
Housing Development Corporation	Hall County	Homebuyer Assistance	\$480,000	\$0
Southeast Nebraska Community Action Partnership, Inc.	Cass, Johnson, Nemaha, Otoe, Pawnee, Richardson, and Sarpy Counties	Nonprofit Technical Assistance	\$40,000	\$4,000
Northeast Housing Initiative, Inc.	Antelope, Dakota, Dixon, Knox and Pierce Counties	Purchase Rehab Resale with Homebuyer Assistance	\$125,000	\$0
Habitat for Humanity of Sarpy County, Inc.	Bellevue in Sarpy County	Purchase Rehab Resale	\$500,000	\$27,000
Habitat for Humanity of Sarpy County, Inc.	Bellevue in Sarpy County	Nonprofit Technical Assistance	\$40,000	\$40,000
High Plains Community Development Corp., Inc.	Box Butte in Dawes County; Sheridan County; Sioux County	Nonprofit Technical Assistance	\$40,000	\$20,944
City of Osmond	Osmond in Pierce County	Acquisition, Demolition, New Construction with Homebuyer Assistance and Purchase Rehab Resale	\$269,500	\$0
Southeast Nebraska Affordable Housing Council (SENAHC)	Auburn, Brock, Brownville, Johnson, Julian, Nemaha and Peru in Nemaha County	Purchase Rehab Resale with Homebuyer Assistance	\$500,000	\$50,000
Northeast Housing Initiative, Inc.	Antelope, Cedar, Dakota, Dixon, Knox and Pierce County	Nonprofit Technical Assistance	\$40,000	\$20,000
City of Pierce	Pierce in Pierce County	Acquisition and New Construction	\$416,000	\$0
Housing Foundation for Sarpy County	Sarpy County	New Construction	\$500,000	\$0
Midwest Housing Development Fund, Inc.	Bennington, Ralston and Omaha in Douglas County; Bellevue, Gretna, LaVista, Papillion and Springfield in Sarpy County	Nonprofit Technical Assistance	\$40,000	\$20,000
Midwest Housing Initiatives	Beatrice in Gage County	Homebuyer Assistance	\$54,000	\$6,000
Housing Foundation for Sarpy County	Bellevue in Sarpy County	Purchase Rehab Resale with Homebuyer Assistance	\$205,000	\$0
Care Corps, Inc.	Fremont in Dodge County	Rehabilitation	\$215,000	\$0



Growing Nebraska's Housing Inventory: NAHTF Helps Local Development Organizations Make an Impact

Western Nebraska Housing Opportunities (WNHO) is on a mission to provide safe, affordable dwellings for low-to-moderate income individuals and families throughout Scotts Bluff and Morrill Counties in western Nebraska. But that doesn't always mean building new units.

With support from the **NAHTF, WNHO's Purchase-Rehab-Resale (PRR)** program is making the most of the area's existing housing inventory in order to address a growing need for affordable homes.



Single-family home rehabilitated through WNHO's Purchase-Rehab-Resale program.

"People are moving to western Nebraska from across the country, but we're facing a definite shortage of affordable workforce housing," said WNHO Board member **Rawnda Pierce**. "One of our goals is to use all the resources at our disposal to maximize our region's potential for growth."

Through its PRR program — which complements efforts like new construction, rental rehabilitation and homebuyer financial assistance — WNHO buys units that are currently vacant or in need of substantial repairs. WNHO's work crew rehabilitates the houses to sell at an affordable price to qualified low-to-moderate income buyers.

"We pick homes that are in need of substantial work and haven't sold on the open market. By the time we're done, it's basically like a new home. Therefore buyers normally don't have to worry about any major repairs for at least the first five to seven years."

Recently, she said, the NAHTF also played a pivotal role in revitalizing the Eastwood Apartments — where Lt. Gov. Mike Foley attended a grand opening in September 2020 — to address a growing need for affordable rental options.

"The Eastwood Apartments went from basically uninhabitable to being a place people are happy to call home," she said, noting that all but two of the rentals have since been occupied. "We're proud to know we were able to do something of that magnitude to provide much needed affordable rental housing for the residents in our region. We're also grateful for the support we've received through the NAHTF, which has enabled us to do so much more than we ever could on our own."



PART 5:
THE RURAL WORKFORCE HOUSING FUND

Created by the Rural Workforce Housing Investment Act, which was signed into law by Gov. Ricketts in 2017, the RWHF is designed to help communities increase their supply of quality, affordable housing to accommodate a growing workforce.

Combined with matching funds, RWHF awards are used to generate Rural Workforce Housing Investment Funds that support construction, reuse or rehabilitation projects. The grants — which require a 1:1 public or private match — are available to nonprofits in collaboration with units of local government. The funds must be invested in counties that have a population of less than 100,000, excluding Douglas, Lancaster and Sarpy Counties.

Eligible activities under the RWHF include the new construction of

owner-occupied or rental housing; the substantial repair or rehabilitation of dilapidated housing stock; upper-story housing development; and rehabilitation that includes the conversion of an existing building into housing.

Since 2017, approximately \$18.9 million invested by the State and community stakeholders under the RWHF has generated more than \$109 million in total project costs — a more than 15:1 leverage on the State of Nebraska’s initial \$7 million investment.



(top and bottom) Geneva before and after construction.

RWHF investments have thus far resulted in 787 new housing units and 32 substantially rehabilitated units in over three dozen communities across Nebraska.

Given the success of the RWHF’s initial funding round, the Nebraska

State Legislature in 2020 authorized an additional \$10 million for award in 2021; this is beyond the scope of the current report, but will be reflected in the Department’s July 1, 2022 Legislative Annual Report submission.

No new awards were made under the RWHF during the current reporting period; however, investments and impacts from the Fund’s round one award cycle continued to accrue. In 2020:

- ▶ Communities invested an additional \$4,719,014 in RWHF-funded housing projects
- ▶ RWHF units were valued at \$30,354,475 in total project costs—a 7:1 leverage ratio on initial dollars invested.
- ▶ 200 housing units were built or rehabilitated in nine communities; this includes 164 multi-family rental and 25 single-family units for homeowners, seven substantial rental rehabilitations, and the acquisition and/or improvements of four units for homeownership.

Progress Being Made: Wakefield, Other Rural Communities Make Workforce Housing Strides Following State Investment

It was January 2019 when Governor Ricketts visited Wakefield on a chilly, snowy day to tour the home of the Ruiz family — the city’s first new build financed by 2017’s **Rural Workforce Housing Investment Fund** (RWHF).

Since, Wakefield has harnessed the RWHF to build and rehabilitate a slew of new homes.

“There’s still an urgent need for housing options in our community, but it’s an incredible start,” said **Megan Weaver**, Executive Director of Wakefield Economic Development. “We’ve essentially doubled our original State and local investment in terms of revolving loans made to developers and homeowners. The program has been a big success for us so far.”

Wakefield isn’t the only one with RWHF success stories. In fact, since 2017’s initial State investment of \$7 million, more than a dozen rural communities have planned, built or rehabilitated upwards of 600 homes in all, with project costs totaling nearly \$80 million. Communities have pitched in over \$10.1 million in local match to bring projects to fruition. This year, the Department of Economic Development accepted applications for a second round of RWHF funding, which was approved by Gov. Ricketts following the program’s initial success.

“It takes a big local effort, but it is possible to address our housing challenges,” Weaver said. “We’re thankful we’ve had the support of the State to help us gain so much momentum and get the ball rolling. We’re excited to finish up with these two latest builds and keep going for more.”



Single-family homes in Wakefield constructed with support from the RWHF.

PART 6:
THE CUSTOMIZED JOB TRAINING PROGRAM

We're on a mission to attract and retain quality job creators who'll produce rewarding, high-wage careers that benefit Nebraska's citizens and families. To do so, it's important to ensure our state maintains an adequate supply of skilled workers to help those companies establish roots and succeed.

The Customized Job Training program offers grants for employee training to eligible businesses that create or retain quality jobs in Nebraska. This helps ensure that for businesses weighing relocation or expansion destinations, Nebraska remains at the center of the discussion.

CJT grants are available to support projects that create jobs, or, due to new technology and equipment, require new skills-training to enable the retention of existing employees. Businesses have one to three years to complete training for employees under CJT, and must maintain their employee baseline as of the time of application for at least two years.

Activities eligible under CJT include on-the-job training; preemployment training; classroom training (on-site or at an institute of higher education); training tuition and fees; training materials and equipment; and other costs associated with training to adapt to new technologies or product lines.

See below for a description of DED-administered CJT funding for the 2020 program year.

CJT Active Grants, 2020 Program Year

A total of 13 CJT contracts were active during the 2020 program year, representing \$5,402,900 in awards. Expenditures thus far under those contracts total \$3,886,592.45. To date, 1,261 new and 40 existing employees have been trained as a result of CJT contracts that were active during 2020 (Table 6.1).

Use of Community Colleges or Private/In-House Training

Lincoln Premium Poultry has utilized private and/or in-house training services. Utilized training programs include Alchemy Systems, which offers integrated programs at over 50,000 workplace locations; National Safety Council, which has served as the nation's leading safety advocate for over 100 years; Multi-Skills Training Services, which has been a leader in industrial skills training for over 26 years; Fletcher Safety Consulting, which provides OSHA certification and training; Lifeloc Technologies, which offers a wide variety of drug

and alcohol program training; Vector Solutions/Convergence Training, which provides safety, industrial skills development, and compliance training; the University of Nebraska-Lincoln; Best Care EAP Training, which offers human resources training; BRL Training Portal on HR Hero, which offers human resources training; Work Warrior, which provides manager and organizational management training; PAACO, a preeminent authority on animal welfare and welfare auditing; GAF Consulting, which provides training for food safety program review; AgriStats, Inc., a data company in operation since 1985; AIB International, which provides HACCP Training for techs; and Poultry 101, a University of Arkansas product quality workshop.

Table 6.1 Customized Job Training Active Contracts, 2020 Program Year

Business Name	Award Amount	Expenditures to Date	New Employees Trained	Existing Employees Trained	Contract Start Date	Contract End Date
Michael Foods	\$43,000.00	\$28,650.13	42	40	1/1/16	1/1/19
ACASS Systems Solutions	\$92,000.00	\$80,627.00	46	0	4/11/16	4/11/19
Venture Tech	\$40,000.00	-	8	0	7/1/16	7/1/19
Lukjan Metal Products	\$75,000.00	-	30	0	5/17/17	5/17/19
Monolith Materials	\$130,000.00	\$111,082.10	26	0	5/1/18	5/1/20
FAST Global Solutions	\$239,700.00	-	141	0	9/21/18	9/21/20
Agile Sports Technologies	\$185,000.00	\$178,498.33	37	0	7/1/18	7/1/20
Malco Products	\$20,000.00	\$7,094.97	10	0	1/29/19	1/29/22
Lincoln Premium Poultry	\$4,400,000.00	\$3,468,065.09	800	0	6/1/19	6/1/22
Red Berry Innovations	\$40,000.00	\$1,634.60	40	0	5/1/19	5/1/20
Staska Pharmaceuticals, Inc.	\$32,000.00	\$10,940.23	16	0	6/1/20	6/1/23
Petsource by Scoular	\$120,000.00	-	60	0	6/29/20	6/28/21
Corbion	\$15,000.00	-	5	0	3/1/21	2/28/22
	\$20,000	\$20,000	10	0	1/29/2019	1/29/2022
Total	\$5,402,900	\$3,886,592.45	1,261	40		6/1/2022




CJT Closed Grants, 2020 Program Year

As shown in table 6.2, five CJT contracts were closed during the 2020 program year, representing \$1,662,175 in awards to five firms. These awards resulted in 502 new employees being trained between 2015-2018 (Table 6.2).



Table 6.2 Customized Job Training Closed Contracts, 2020 Program Year

Business Name	Award Amount	Expenditures to Date	New Employees Trained	Existing Employees Trained	Contract Start Date	Contract End Date
Agile Sports Technologies	\$500,000.00	\$312,562.50	100	0	5/12/15	5/12/18
Benchmark Biolabs	\$42,500.00	\$8,452.27	17	0	7/17/15	7/17/18
Resource Pro Services, LLC	\$60,000.00	\$48,713.13	20	0	9/1/15	9/1/18
HDR	\$360,000.00	\$355,973.20	80	0	9/25/15	9/25/18
Cargill	\$699,675.00	\$647,564.79	285	0	5/1/16	5/1/18
Total	\$1,662,175	\$1,373,265.89				



PART 7:
THE SITE AND BUILDING DEVELOPMENT FUND

The presence of industry-ready sites, buildings and infrastructure enhances the appeal of Nebraska communities that want to expand and attract top-notch employers and grow local industries. The Site and Building Development Fund (SBDF) provides a resource to help local stakeholders work independently or in collaboration with potential job creators to develop facilities capable of accommodating industry needs.

DED competitively awards SBDF grants to local governments and Nebraska-based nonprofit organizations for a range of activities including land and building acquisition; building construction or acquisition; site preparation; infrastructure development and improvements; engineering and design costs; technical

assistance and planning; and other pre-approved costs. Grants require a 1:1 match.

In 2020, DED awarded \$3,550,000 across six SBDF awards to support projects in Sarpy, Seward, Dodge, Washington and Clay Counties.

This distribution of funding occurred in 71.4% rural and 28.6% urban areas of the state, and impacted industries ranging from technology to food processing. Table 7.1 provides data pertaining to SBDF awards made during the 2020 program year.

Table 7.1 Site and Building Development Grant Awards, 2020 Program Year

Eligible Applicant	Benefitting Business	County	Award
Sarpy County Economic Development Corporation	Hormel	Sarpy	\$400,000
City of Seward	SFD Opco, LLC	Seward	\$500,000
Greater Fremont Development Council	WholeStone Farms II, LLC	Dodge	\$500,000
Greater Fremont Development Council	Del Peterson & Associates, Inc.	Dodge	\$100,000
Gateway Development Corporation	DG Distribution Midwest, LLC	Washington	\$500,000
Sarpy County Economic Development Corporation	Amazon.com Services, LLC	Sarpy	\$1,500,000
City of Fairfield	GPT, Inc.	Clay	\$50,000
Total			\$3,550,000

SBDF Supports Recruitment of Amazon Fulfillment Center in Papillion

Governor Pete Ricketts joined State and local officials in October 2020 for an announcement by **Amazon** of its plans to build a fulfillment center in the city of Papillion. The facility is slated to create 1,000 full-time jobs with industry-leading pay and benefits. A \$1.5 million grant from the SBDF was one ingredient in helping to bring the local recruitment effort to fruition.

"Today's announcement by Amazon is exciting news for Nebraska. Our state's wonderful people and welcoming communities continue to attract major investments to the Good Life," said Gov. Ricketts.



PART 8:

INTERN NEBRASKA (InternNE)

Internships and apprenticeships are a critical part of our efforts to attract and retain talented young Nebraskans and grow the workforce.

Industry leaders project a shortage of skilled labor over the next decade and beyond. Meanwhile, creating internship opportunities and real-world work experiences is a proven strategy for encouraging youth to choose Nebraska as a place to call home and launch a career. The National Association of Colleges and Employers reports that more than half of paid and unpaid interns in 2019 converted into

full-time entry-level hires, with up to 80% choosing to stay in the region where they interned.

The Intern Nebraska Grant Program (InternNE) provides financial assistance to businesses that create new internships in Nebraska. InternNE grants can reimburse up to a 50% of an intern’s wages, up to \$5,000 per internship. If the intern is receiving a federal Pell Grant,

InternNE can reimburse up to 75% of wages, up to \$7,500 per internship.

Since its inception, InternNE has helped more than 1,300 companies in Nebraska create over 3,300 internships. During the 2020 program year, DED awarded 329,000 in InternNE funding, supporting 127 internships among 70 Nebraska employers. See Table 8.1 for details.

Table 8.1 InternNE Grant Awards, 2020 Program Year

Business	Number of Internships Awarded	Total Grant Amount
ADS Biotech, Inc.	2	\$8,000
Alfred Benesch & Company	2	\$6,000
Antidote 71, Inc.	1	\$1,000
ARYSE	5	\$15,000
Beckenhauer Construction, Inc.	1	\$2,000
Capstone Consulting, Inc.	1	\$2,000
Carson Group	1	\$2,000
CenterPointe	1	\$3,000
CLAAS Omaha, Inc.	4	\$20,000
Communication Systems Solutions, LLC	1	\$3,000
DataBank IMX	2	\$4,000
Dundee VC Management, LLC	1	\$2,000
Duo Lift Manufacturing Company, Inc.	1	\$3,000
EAD (Engineering, Automation, and Design)	2	\$4,000
Energy Center Omaha, LLC	1	\$1,000
Event Vesta, Inc.	1	\$4,000
Ezenics, Inc.	1	\$1,500
Feonix - Mobility Rising	2	\$4,000

InternNE Program A Win-Win for Students, Employers

Nebraska-based **Tethon 3D** is a leading producer of cutting-edge materials and equipment that are used by companies around the world for 3D printing. Since 2017, the small tech firm has been harnessing the **InternNE program** to enlist talented young engineers to help with its fast-growing product lines.



“The young people we’ve been able to hire as interns gain in-depth exposure to state-of-the-art engineering fields, and go on to achieve some extremely cool and in-demand careers,” said Tethon 3D Executive Chairwoman **Karen Linder**, noting that many of the interns also return for contract work with her firm.

Linder said that when the pandemic struck, Tethon 3D was one of the first 3D printing companies in the world to switch gears to the full-scale production of nasal swabs to address a severe global shortage. The firm enlisted the help of its latest InternNE intern – a mechanical engineering student from UNO – to oversee production.

“As a result, that student was able to gain hands-on experience working with several printing platforms and technologies, and has since gone on to accept a job with one of our biggest clients.”

Linder said the program is a win-win for companies seeking talent and the highly-skilled Nebraskans who are looking to add experience to their resume.

“We’re a small startup, and this program has been game-changing in terms of our ability to hire interns and retain them for long enough to help with major projects,” she said. “Having our investment in talent matched has enabled us to do a whole lot more than we could have, and has been the basis for some really great experiences for both our company and our student interns.”

Table 8.1 InternNE Grant Awards, 2020 Program Year (cont.d)

Business	Number of Internships Awarded	Total Grant Amount
Firespring	1	\$1,000
Flywheel	4	\$8,000
Forged Development	2	\$10,000
Global Industries, Inc.	1	\$2,000
Grain Place Foundation	1	\$1,000
Hancock & Dana, P.C.	5	\$10,000
Holland Basham Architects	2	\$4,000
Jelec, LLC	1	\$2,000
KidGlov	1	\$3,000
KZCO, Inc.	2	\$4,000
Lee Douglas Interiors	2	\$2,000
LeverageRx, Inc.	1	\$4,000
Lincoln Literacy	1	\$1,500
Lutz	4	\$8,000
Maxwell Solutions, LLC	1	\$1,000
Method Mark	1	\$1,000
Morrissey Engineering, Inc.	2	\$4,000
Nelnet	2	\$4,000
Norder Supply, Inc.	2	\$4,000
Norfolk Daily News	2	\$8,000
Ocuvera, LLC	2	\$10,000
Orthman Manufacturing, Inc.	2	\$4,000
Pen-Link, Ltd.	2	\$4,000
Pixel Bakery	1	\$3,000
Power Sports Nation	1	\$2,000
QA Technologies	1	\$2,000
Quo Vadis, LLC	2	\$10,000
Rabble Mill	2	\$4,000
Red Berry Innovations, Inc.	3	\$15,000
Red Branch Media	1	\$1,000
Red Thread	1	\$2,000
RentVision	2	\$4,000
Retail Aware	1	\$2,000
Retirement Plan Consultants	1	\$3,000
Rhea Brothers GP	1	\$3,000
Riekes Equipment Company	1	\$2,000
Rush Market, LLC	1	\$2,000
Shyft Solutions, LLC	2	\$10,000

Business	Number of Internships Awarded	Total Grant Amount
SkyVu Pictures, Inc.	3	\$4,500
TeamMates Mentoring Program	1	\$1,500
Tethon 3D	1	\$3,000
The S.A.F.E. Center	1	\$2,000
The Waldinger Corporation	3	\$6,000
Thompson, Dreesen & Dorner, Inc.	2	\$4,000
Three Pillars Media	1	\$2,000
Twin Cities Development Association, Inc.	1	\$3,000
United Way of the Kearney Area, Inc.	1	\$2,000
V2verify, LLC	3	\$6,000
Vala's Pumpkin Patch & Apple Orchard	1	\$1,000
Valmont Industries	10	\$30,000
Vaughans Printers, Inc.	1	\$1,000
Virtual Incision Corporation	3	\$12,000
TOTAL	127	\$329,000





ANNUAL REPORT
APPENDIX

Historical NAHTF applications, 1998-2020

Congressional District	Application Awarded	Organization Awarded	Project Location	Project Description	Project Summary	Grant Amount Requested	Amount Awarded	Amount of Cash Match	Percent of Cash Match	Amount Leveraged	Percent of Leverage	Total Project Cost	# of Units	Occupancy Rate	Expected Monthly	Employment Generated	Community Investment
U/N	98-HO-103	Panhandle Community Services	Sidney	U/N	New Construction	U/N	\$336,000	U/N	U/N	\$2,730,513	813%	\$3,066,513	83	N/A	N/A	46.9	\$4,653,318
U/N	98-HO-104	Scottsbluff Terrytown Gering Community Development Corp.	Scottsbluff	U/N	New Construction	U/N	\$243,000	U/N	U/N	\$1,123,954	463%	\$1,366,954	15	N/A	N/A	23.4	\$2,372,052
U/N	98-HO-203	Village of Johnstown	Johnstown	U/N	Regional Homeowner	U/N	\$143,250	U/N	U/N	\$256,750	179%	\$400,000	14	N/A	N/A	9.2	\$669,264
U/N	98-HO-206	City of Loup City	Loup City	U/N	Downpayment Assistance	U/N	\$143,250	U/N	U/N	\$822,428	574%	\$965,678	4	N/A	N/A	13.6	\$1,336,047
U/N	98-HO-304	Gothenburg Housing Development Corporation	Gothenburg	U/N	New Construction	U/N	\$234,212	U/N	U/N	\$1,332,083	569%	\$1,566,295	43	N/A	N/A	20.6	\$2,319,195
U/N	98-HO-305	Mid-Nebraska Community Services	Imperial	U/N	New Construction	U/N	\$125,810	U/N	U/N	\$407,820	324%	\$533,630	5	N/A	N/A	10.1	\$948,695
U/N	98-HO-404	Central Nebraska Goodwill Housing	Grand Island	U/N	New Construction	U/N	\$47,516	U/N	U/N	\$546,300	1150%	\$593,816	16	N/A	N/A	10.2	\$1,072,414
U/N	98-HO-407	City of St. Paul	St. Paul	U/N	Downpayment Assistance	U/N	\$150,000	U/N	U/N	\$716,000	477%	\$866,000	14	N/A	N/A	11.9	\$1,229,268
U/N	98-HO-409	City of Grand Island	Grand Island	U/N	New Construction	U/N	\$100,000	U/N	U/N	\$124,441	124%	\$224,441	1	N/A	N/A	3.9	\$405,334
U/N	98-HO-510	Progress Corporation Oakland	Oakland	U/N	New Construction	U/N	\$148,500	U/N	U/N	\$320,700	216%	\$469,200	8	N/A	N/A	7.8	\$348,252
U/N	98-HO-511	Allen Development Group	Allen	U/N	New Construction	U/N	\$53,800	U/N	U/N	\$105,000	195%	\$158,800	2	N/A	N/A	1.8	\$201,090
U/N	98-HO-513	Village of Winslow	Winslow	U/N	Regional Homeowner	U/N	\$104,000	U/N	U/N	\$296,000	285%	\$400,000	14	N/A	N/A	9.1	\$779,676
U/N	98-HO-514	City of Tilden	Tilden	U/N	Regional Homeowner	U/N	\$200,000	U/N	U/N	\$0	0%	\$200,000	21	N/A	N/A	4.8	\$406,794
U/N	98-HO-523	Leigh & Snyder Housing Corporation	Leigh & Snyder	U/N	New Construction	U/N	\$107,000	U/N	U/N	\$759,473	710%	\$866,473	16	N/A	N/A	13.3	\$1,405,608
U/N	98-HO-612	Gage County Economic Development Corp	Beatrice	U/N	New Construction	U/N	\$239,490	U/N	U/N	\$1,324,750	553%	\$1,564,240	44	N/A	N/A	23.2	\$2,364,326
U/N	98-HO-613	Southeast Nebraska Community Action	Nebraska City	U/N	New Construction	U/N	\$158,340	U/N	U/N	\$1,399,390	884%	\$1,557,730	42	N/A	N/A	23.5	\$2,457,853
U/N	98-HO-614	Catholic Charities	David City	U/N	New Construction	U/N	\$50,000	U/N	U/N	\$975,006	1950%	\$1,025,006	16	N/A	N/A	13.9	\$1,524,548
U/N	98-HO-615	Auburn Affordable Housing	Auburn	U/N	New Construction	U/N	\$220,000	U/N	U/N	\$1,087,202	494%	\$1,307,202	3	N/A	N/A	17.4	\$1,968,544

Congressional District	Application Awarded	Organization Awarded	Project Location	Project Description	Project Summary	Grant Amount Requested	Amount Awarded	Amount of Cash Match	Percent of Cash Match	Amount Leveraged	Percent of Leverage	Total Project Cost	# of Units	Occupancy Rate	Expected Monthly	Employment Generated	Community Investment
U/N	98-HO-701	Housing and Neighborhood Developers	Omaha	U/N	Downpayment Assistance	U/N	\$77,500	U/N	U/N	\$708,309	914%	\$785,809	14	N/A	N/A	13.8	\$1,597,429
U/N	98-HO-702	Holy Name Housing Corporation	Omaha	U/N	New Construction	U/N	\$88,600	U/N	U/N	\$1,888,153	2131%	\$1,976,753	50	N/A	N/A	34.7	\$4,018,433
U/N	98-HO-703	South Omaha Affordable Housing Corp	Omaha	U/N	Downpayment Assistance	U/N	\$41,936	U/N	U/N	\$1,542,457	3678%	\$1,584,393	18	N/A	N/A	27.8	\$3,220,826
U/N	98-HO-705	Omaha Economic Development Corporation	Omaha	U/N	New Construction	U/N	\$57,000	U/N	U/N	\$2,314,330	4060%	\$2,371,330	18	N/A	N/A	41.6	\$4,820,548
U/N	98-HO-706	Omaha 100, Inc.	Omaha	U/N	Downpayment Assistance	U/N	\$125,000	U/N	U/N	\$141,000	113%	\$266,000	55	N/A	N/A	4.7	\$540,736
U/N	98-HO-708	Bethpage, Inc.	Omaha	U/N	New Construction	U/N	\$100,000	U/N	U/N	\$1,878,109	1878%	\$1,978,109	16	N/A	N/A	34.7	\$4,021,190
U/N	98-HO-709	Mount Moriah Missionary Baptist Church Dev. Corp.	Omaha	U/N	Regional Homeowner	U/N	\$61,704	U/N	U/N	\$3,255,261	5276%	\$3,316,965	64	N/A	N/A	77.1	\$8,013,521
U/N	98-HO-710	South Omaha Affordable Housing Corporation	Omaha	U/N	New Construction	U/N	\$38,000	U/N	U/N	\$1,786,600	4702%	\$1,824,600	19	N/A	N/A	32.0	\$3,709,130
U/N	98-HO-711	South Omaha Affordable Housing Corporation	Omaha	U/N	New Construction	U/N	\$33,600	U/N	U/N	\$1,984,861	5907%	\$2,018,461	21	N/A	N/A	35.4	\$4,103,218
U/N	98-HO-806	City of Lincoln	Lincoln	U/N	New Construction	U/N	\$257,324	U/N	U/N	\$2,968,000	1153%	\$3,225,324	33	N/A	N/A	58.0	\$6,189,168
U/N	98-HO-902	Native Council on Economic and Community Development	Macy	U/N	New Construction	U/N	\$76,500	U/N	U/N	\$0	0%	\$76,500	20	N/A	N/A	1.0	\$109,355
U/N	98-HO-903	Winnebago Tribe	Winnebago	U/N	Infrastructure	U/N	\$72,955	U/N	U/N	\$561,000	769%	\$633,955	12	N/A	N/A	2.3	\$243,551
U/N	99-TF-102	City of Scottsbluff	Scottsbluff	U/N	Regional Homeowner	U/N	\$200,000	U/N	U/N	\$26,000	13%	\$226,000	9	N/A	N/A	5.3	\$466,475
U/N	99-TF-202	Burwell Housing Authority	Burwell	U/N	New Construction	U/N	\$180,000	U/N	U/N	\$447,509	249%	\$627,509	9	N/A	N/A	8.2	\$880,786
U/N	99-TF-204	Village of Scotia	Scotia	U/N	Regional Homeowner	U/N	\$195,000	U/N	U/N	\$17,000	9%	\$212,000	19	N/A	N/A	4.2	\$341,618
U/N	99-TF-207	City of Bassett	Bassett	U/N	Downpayment Assistance	U/N	\$90,000	U/N	U/N	\$255,000	283%	\$345,000	5	N/A	N/A	4.7	\$486,531
U/N	99-TF-209	Central Nebraska Community Services, Inc.	Boyd, Brown, Holt, Keya Paha & Rock Counties	U/N	Rental/Downpayment Assistance	U/N	\$305,000	U/N	U/N	\$370,200	121%	\$675,200	19	N/A	N/A	9.2	\$930,767
U/N	99-TF-301	Southwest NE Community Betterment Corporation	Grant	U/N	New Construction	U/N	\$150,000	U/N	U/N	\$497,000	331%	\$647,000	6	N/A	N/A	8.0	\$924,043

Congressional District	Application Awarded	Organization Awarded	Project Location	Project Description	Project Summary	Grant Amount Requested	Amount Awarded	Amount of Cash Match	Percent of Cash Match	Amount Leveraged	Percent of Leverage	Total Project Cost	# of Units	Occupancy Rate	Expected Monthly	Employment Generated	Community Investment
U/N	99-TF-302	Mid-Nebraska Community Services	Imperial	U/N	New Construction	U/N	\$190,000	U/N	U/N	\$21,033	11%	\$211,033	2	N/A	N/A	3.4	\$358,792
U/N	99-TF-305	McCook Economic Dev. Corp.	McCook	U/N	New Construction	U/N	\$459,361	U/N	U/N	\$1,337,544	291%	\$1,796,905	12	N/A	N/A	28.2	\$2,879,099
U/N	99-TF-306	Cambridge Housing Authority	Cambridge	U/N	Regional Homeowner	U/N	\$235,620	U/N	U/N	\$962,963	409%	\$1,198,583	16	N/A	N/A	22.5	\$2,112,117
U/N	99-TF-401	Harvard Townhouse, Inc.	Harvard	U/N	New Construction	U/N	\$200,000	U/N	U/N	\$437,750	219%	\$637,750	8	N/A	N/A	8.1	\$926,528
U/N	99-TF-402	Orleans Housing Authority	Orleans	U/N	New Construction	U/N	\$142,073	U/N	U/N	\$317,980	224%	\$460,053	6	N/A	N/A	6.3	\$645,314
U/N	99-TF-403	Central City Housing Authority	Central City	U/N	New Construction	U/N	\$217,712	U/N	U/N	\$1,087,224	499%	\$1,304,936	16	N/A	N/A	17.4	\$1,959,452
U/N	99-TF-404	Autumn Village, Inc.	Kearney	U/N	New Construction	U/N	\$65,419	U/N	U/N	\$877,500	1341%	\$942,919	15	N/A	N/A	15.1	\$1,603,123
U/N	99-TF-406	City of Holdrege	Holdrege	U/N	Regional Homeowner	U/N	\$200,000	U/N	U/N	\$60,277	30%	\$260,277	7	N/A	N/A	5.2	\$479,634
U/N	99-TF-501	Tilden Housing Development Corporation	Tilden	U/N	New Construction	U/N	\$190,000	U/N	U/N	\$601,992	317%	\$791,992	7	N/A	N/A	13.4	\$1,380,160
U/N	99-TF-507	Building Furures II, Inc.	Norfolk	U/N	New Construction	U/N	\$28,985	U/N	U/N	\$591,400	2040%	\$620,385	10	N/A	N/A	10.6	\$1,081,112
U/N	99-TF-509	Clearwater	Clearwater	U/N	Rental/ Downpayment Assistance	U/N	\$400,000	U/N	U/N	\$348,129	87%	\$748,129	29	N/A	N/A	10.0	\$1,059,381
U/N	99-TF-514	Village of Leigh	16 Counties in Northeast Nebraska	U/N	Regional Homeowner	U/N	\$300,000	U/N	U/N	\$49,500	17%	\$349,500	35	N/A	N/A	5.4	\$566,965
U/N	99-TF-515	Woodland Park Housing Authority	Stanton County	U/N	Regional Homeowner	U/N	\$400,000	U/N	U/N	\$36,000	9%	\$436,000	4	N/A	N/A	5.3	\$613,537
U/N	99-TF-517	Elkhorn Valley Community Development Corp.	Norfolk	U/N	Downpayment Assistance	U/N	\$210,000	U/N	U/N	\$1,300,000	619%	\$1,510,000	17	N/A	N/A	25.7	\$2,631,394
U/N	99-TF-601	Blue Valley Community Action	Beatrice	U/N	New Construction	U/N	\$250,000	U/N	U/N	\$1,747,000	699%	\$1,997,000	34	N/A	N/A	28.6	\$3,013,474
U/N	99-TF-602	Osceola Shelby Housing I, Limited Partnership	Osceola & Shelby	U/N	New Construction	U/N	\$270,000	U/N	U/N	\$718,700	266%	\$988,700	12	N/A	N/A	11.9	\$1,376,613
U/N	99-TF-603	Southeast Nebraska Affordable Housing Council	8 Counties in Southeast Nebraska	U/N	Regional Homeowner	U/N	\$400,000	U/N	U/N	\$1,408,000	352%	\$1,808,000	12	N/A	N/A	32.9	\$3,248,912
U/N	99-TF-604	Southeast Nebraska Affordable Housing Council	Plattsmouth	U/N	Regional Homeowner	U/N	\$190,752	U/N	U/N	\$457,332	240%	\$648,084	6	N/A	N/A	11.8	\$1,164,584
U/N	99-TF-609	Southeast Nebraska Affordable Housing Council	Seward	U/N	New Construction	U/N	\$473,464	U/N	U/N	\$1,348,103	285%	\$1,821,567	12	N/A	N/A	24.7	\$2,756,730

Congressional District	Application Awarded	Organization Awarded	Project Location	Project Description	Project Summary	Grant Amount Requested	Amount Awarded	Amount of Cash Match	Percent of Cash Match	Amount Leveraged	Percent of Leverage	Total Project Cost	# of Units	Occupancy Rate	Expected Monthly	Employment Generated	Community Investment
U/N	99-TF-610	Gage County Economic Development Corporation	Beatrice	U/N	New Construction	U/N	\$437,176	U/N	U/N	\$1,382,466	316%	\$1,819,642	12	N/A	N/A	26.1	\$2,745,840
U/N	99-TF-612	City of Seward	Seward	U/N	New Construction	U/N	\$215,000	U/N	U/N	\$898,863	418%	\$1,113,863	14	N/A	N/A	15.1	\$1,685,703
U/N	99-TF-701	Christmas in April - Omaha	Omaha	U/N	Regional Homeowner	U/N	\$146,000	U/N	U/N	\$79,000	54%	\$225,000	79	N/A	N/A	5.1	\$543,392
U/N	99-TF-706	City of Omaha	Omaha	U/N	Downpayment Assistance	U/N	\$500,000	U/N	U/N	\$4,770,000	954%	\$5,270,000	6	N/A	N/A	89.4	\$10,692,415
U/N	99-TF-708	Immanuel Elderly Housing	Omaha	U/N	New Construction	U/N	\$250,000	U/N	U/N	\$4,139,777	1656%	\$4,389,777	50	N/A	N/A	74.5	\$8,906,511
U/N	99-TF-801	Christmas in April - Lincoln	Lincoln	U/N	Regional Homeowner	U/N	\$33,000	U/N	U/N	\$31,833	96%	\$64,833	8	N/A	N/A	1.5	\$147,502
U/N	99-TF-802	City of Lincoln	Lincoln	U/N	Regional Homeowner	U/N	\$200,000	U/N	U/N	\$207,000	104%	\$407,000	11	N/A	N/A	9.6	\$925,968
U/N	99-TF-803	Lincoln Action Program	Lincoln	U/N	New Construction	U/N	\$80,000	U/N	U/N	\$178,000	223%	\$258,000	16	N/A	N/A	4.5	\$563,693
U/N	99-TFPD-102	Scotts Bluff County Housing Authority	Scotts Bluff County	U/N	Pre-development	U/N	\$15,650	U/N	U/N	\$0	0%	\$15,650	U/N	N/A	N/A	0.6	\$35,699
U/N	99-TFPD-602	Southeast Nebraska Affordable Housing Council	Plattsmouth	U/N	Pre-development	U/N	\$10,000	U/N	U/N	\$1,000	10%	\$11,000	U/N	N/A	N/A	0.4	\$22,004
U/N	99-TFPD-603	Nemaha County Economic Development Alliance	Nemaha	U/N	Pre-development	U/N	\$9,000	U/N	U/N	\$1,000	11%	\$10,000	U/N	N/A	N/A	0.4	\$18,639
U/N	99-TFPD-606	23 Preservation Foundation	Fairbury	U/N	Pre-development	U/N	\$20,000	U/N	U/N	\$0	0%	\$20,000	U/N	N/A	N/A	0.9	\$38,223
U/N	99-TFPD-702	Community Housing and Services Corporation	Omaha	U/N	Pre-development	U/N	\$20,000	U/N	U/N	\$172,245	861%	\$192,245	U/N	N/A	N/A	7.7	\$533,432
U/N	99-TFPD-801	Daywatch	Lincoln	U/N	Pre-development	U/N	\$20,000	U/N	U/N	\$2,000	10%	\$22,000	U/N	N/A	N/A	1.0	\$55,501
U/N	99-TFTA-101	High Plains Community Development Corporation	Dawes, Sheridan, Sioux & Box Butte Counties	U/N	Technical Assistance	U/N	\$27,785	U/N	U/N	\$27,785	100%	\$55,570	U/N	N/A	N/A	2.1	\$95,323
U/N	99-TFTA-201	Central Nebraska Community Services, Inc.	Loup City	U/N	Technical Assistance	U/N	\$16,823	U/N	U/N	\$0	0%	\$16,823	U/N	N/A	N/A	0.6	\$25,711
U/N	99-TFTA-401	Mid-Nebraska Community Services	Kearney	U/N	Technical Assistance	U/N	\$25,000	U/N	U/N	\$66,417	266%	\$91,417	U/N	N/A	N/A	5.1	\$180,465
U/N	99-TFTA-501	Wayne County Housing Dev. Corp.	Wayne	U/N	Technical Assistance	U/N	\$4,540	U/N	U/N	\$2,412	53%	\$6,952	U/N	N/A	N/A	0.3	\$13,283
U/N	99-TFTA-504	Northeast Housing Initiative	Cedar, Dixon & Pierce Counties	U/N	Technical Assistance	U/N	\$26,980	U/N	U/N	\$27,200	101%	\$54,180	U/N	N/A	N/A	0.7	\$76,242

Congressional District	Application Awarded	Organization Awarded	Project Location	Project Description	Project Summary	Grant Amount Requested	Amount Awarded	Amount of Cash Match	Percent of Cash Match	Amount Leveraged	Percent of Leverage	Total Project Cost	# of Units	Occupancy Rate	Expected Monthly	Employment Generated	Community Investment
U/N	99-TFTA-505	Three Rivers Development Corp (Burt/Washington County Community Housing Development Organizations)	Tekamah	U/N	Technical Assistance	U/N	\$25,000	U/N	U/N	\$0	0%	\$25,000	U/N	N/A	N/A	0.7	\$51,546
U/N	99-TFTA-601	Blue Valley Community Action	Fairbury	U/N	Technical Assistance	U/N	\$25,000	U/N	U/N	\$3,571	14%	\$28,571	U/N	N/A	N/A	1.3	\$54,604
U/N	99-TFTA-602	Blue Valley Community Action	Fairbury	U/N	Technical Assistance	U/N	\$25,000	U/N	U/N	\$95,648	383%	\$120,648	U/N	N/A	N/A	5.3	\$230,578
U/N	99-TFTA-701	Omaha 100, Incorporated	Omaha	U/N	Technical Assistance	U/N	\$25,000	U/N	U/N	\$141,000	564%	\$166,000	U/N	N/A	N/A	6.5	\$460,195
U/N	99-TFTA-702	Omaha Economic Development Corporation	Omaha	U/N	Technical Assistance	U/N	\$25,000	U/N	U/N	\$25,000	100%	\$50,000	U/N	N/A	N/A	2.0	\$138,613
U/N	99-TFTA-703	South Omaha Affordable Housing Corporation	Omaha	U/N	Technical Assistance	U/N	\$25,000	U/N	U/N	\$98,622	394%	\$123,622	U/N	N/A	N/A	4.9	\$312,712
U/N	99-TFTA-704	Family Housing Advisory Services	Omaha	U/N	Technical Assistance	U/N	\$25,000	U/N	U/N	\$179,400	718%	\$204,400	U/N	N/A	N/A	8.1	\$566,651
U/N	99-TFTA-712	Housing and Neighborhood Developers	Omaha	U/N	Technical Assistance	U/N	\$24,000	U/N	U/N	\$139,500	581%	\$163,500	U/N	N/A	N/A	6.4	\$453,264
U/N	99-TFTA-802	Nebraska Association of Community Housing Development Organizations	Statewide	U/N	Technical Assistance	U/N	\$25,000	U/N	U/N	\$67,772	271%	\$92,772	U/N	N/A	N/A	4.4	\$232,429
U/N	99-TFTA-902	Nee-Shock-Ha-Chee Community Development Corp.	Winnebago	U/N	Technical Assistance	U/N	\$30,872	U/N	U/N	\$80,163	260%	\$111,035	U/N	N/A	N/A	2.2	\$177,193
U/N	00-TFATP-001	Great Plains Paralyzed Veterans of America Education Center	Statewide	U/N	Regional Homeowner	U/N	\$200,000	U/N	U/N	\$0	0%	\$200,000	12	N/A	N/A	4.8	\$482,438
U/N	00-TFHP-102	Panhandle Community Services	Cheyenne County	U/N	Downpayment Assistance	U/N	\$142,494	U/N	U/N	\$1,294,000	908%	\$1,436,494	2	U/N	N/A	22.0	\$2,179,825
U/N	00-TFHP-103	High Plains Community Development Corp.	Dawes, Sheridan, Sioux & Box Butte Counties	U/N	Downpayment Assistance	U/N	\$158,500	U/N	U/N	\$37,425	24%	\$195,925	14	U/N	N/A	7.4	\$336,083
U/N	00-TFHP-201	CORE Development	Holt County	U/N	Rental/Downpayment Assistance	U/N	\$250,000	U/N	U/N	\$167,500	67%	\$417,500	18	U/N	N/A	7.8	\$684,987

Congressional District	Application Awarded	Organization Awarded	Project Location	Project Description	Project Summary	Grant Amount Requested	Amount Awarded	Amount of Cash Match	Percent of Cash Match	Amount Leveraged	Percent of Leverage	Total Project Cost	# of Units	Occupancy Rate	Expected Monthly	Employment Generated	Community Investment
U/N	00-TFHP-301	City of Imperial	Imperial	U/N	Regional Homeowner	U/N	\$52,600	U/N	U/N	\$157,800	300%	\$210,400	1	U/N	N/A	4.0	\$374,052
U/N	00-TFHP-303	Southwest NE Community Betterment Corporation	Chase, Dundy, Hayes, Hitchcock & Perkins County	U/N	Rental/Downpayment Assistance	U/N	\$255,350	U/N	U/N	\$131,850	52%	\$387,200	14	U/N	N/A	7.4	\$688,369
U/N	00-TFHP-505	City of Wakefield	Wakefield	U/N	Downpayment Assistance	U/N	\$314,650	U/N	U/N	\$900,000	286%	\$1,214,650	14	U/N	N/A	13.3	\$1,585,300
U/N	00-TFHP-50	City of Dakota City	Dakota City	U/N	Downpayment Assistance	U/N	\$158,700	U/N	U/N	\$1,124,000	708%	\$1,282,700	10	U/N	N/A	14.7	\$1,866,596
U/N	00-TFHP-507	CORE Development	Antelope County	U/N	Downpayment Assistance	U/N	\$55,994	U/N	U/N	\$109,725	196%	\$165,719	12	U/N	N/A	2.2	\$234,612
U/N	00-TFHP-601	Blue Valley Community Action	Butler, Fillmore, Gage, Polk, Jefferson, Saline, Seward, Thayer, & York Counties	U/N	Downpayment Assistance	U/N	\$300,000	U/N	U/N	\$3,090,910	1030%	\$3,390,910	60	U/N	N/A	48.5	\$5,116,885
U/N	00-TFHP-701	City of Omaha	Omaha	U/N	Downpayment Assistance	U/N	\$676,762	U/N	U/N	\$1,036,200	153%	\$1,712,962	39	U/N	N/A	67.5	\$4,748,776
U/N	00-TFHP-801	City of Lincoln	Lincoln	U/N	Downpayment Assistance/Rental/New Construction	U/N	\$349,804	U/N	U/N	\$2,720,000	778%	\$3,069,804	5	U/N	N/A	58.2	\$6,254,063
U/N	00-TFHP-901	Northern Ponca Housing Authority	Federal Designated Service Area	U/N	Regional Homeowner	U/N	\$192,000	U/N	U/N	\$17,100	9%	\$209,100	5	U/N	N/A	4.8	\$425,450
U/N	00-TFPD-401	City of Genoa	Genoa	U/N	Pre-development	U/N	\$4,500	U/N	U/N	\$2,200	49%	\$6,700	U/N	N/A	N/A	0.3	\$31,512
U/N	00-TFPD-501	City of Crofton	Crofton	U/N	Pre-development	U/N	\$4,500	U/N	U/N	\$500	11%	\$5,000	U/N	N/A	N/A	0.1	\$10,835
U/N	00-TFPD-601	Greater Wahoo Development Foundation	Wahoo	U/N	Pre-development	U/N	\$20,000	U/N	U/N	\$2,742	14%	\$22,742	U/N	N/A	N/A	0.7	\$45,286
U/N	00-TFRH-102	Scotts Bluff County Housing Authority	Scotts Bluff County	U/N	New Construction	U/N	\$163,500	U/N	U/N	\$474,500	290%	\$638,000	7	U/N	U/N	10.3	\$1,114,203
U/N	00-TFRH-202	City of Albion	Albion	U/N	New Construction	U/N	\$221,500	U/N	U/N	\$411,061	186%	\$632,561	8	U/N	U/N	8.3	\$895,530
U/N	00-TFRH-302	Bethpage, Inc.	Lexington & Holdrege	U/N	New Construction	U/N	\$40,000	U/N	U/N	\$543,583	1359%	\$583,583	6	U/N	U/N	11.6	\$1,075,418
U/N	00-TFRH-402	Hastings/Adams County Housing Dev. Corp.	Hastings	U/N	New Construction	U/N	\$168,500	U/N	U/N	\$1,477,251	877%	\$1,645,751	16	U/N	U/N	25.3	\$2,858,269
U/N	00-TFRH-502	Catholic Charities	Columbus	U/N	New Construction	U/N	\$250,000	U/N	U/N	\$0	0%	\$250,000	24	U/N	U/N	3.4	\$399,309

Congressional District	Application Awarded	Organization Awarded	Project Location	Project Description	Project Summary	Grant Amount Requested	Amount Awarded	Amount of Cash Match	Percent of Cash Match	Amount Leveraged	Percent of Leverage	Total Project Cost	# of Units	Occupancy Rate	Expected Monthly	Employment Generated	Community Investment
U/N	00-TFRH-503	Northeast Housing Initiative	West Point	U/N	New Construction	U/N	\$164,958	U/N	U/N	\$485,042	294%	\$650,000	8	U/N	U/N	7.6	\$878,456
U/N	00-TFRH-504	Columbus Development Corporation	Columbus	U/N	New Construction	U/N	\$460,693	U/N	U/N	\$1,413,851	307%	\$1,874,544	12	U/N	U/N	25.6	\$2,994,092
U/N	00-TFRH-505	Good Sheppard Assisted Living Center	Blair	U/N	New Construction	U/N	\$27,538	U/N	U/N	\$1,360,733	4941%	\$1,388,271	20	U/N	U/N	15.8	\$2,066,743
U/N	00-TFRH-603	Southeast Community College	Beatrice	U/N	New Construction	U/N	\$131,251	U/N	U/N	\$902,779	688%	\$1,034,030	10	U/N	U/N	14.4	\$1,560,500
U/N	00-TFRH-609	Seward County Housing Corporation	Seward	U/N	New Construction	U/N	\$373,000	U/N	U/N	\$935,546	251%	\$1,308,546	16	U/N	U/N	17.8	\$1,980,332
U/N	00-TFRH-610	Nemaha County Economic Development Alliance	Johnson, Auburn & Nemaha	U/N	New Construction	U/N	\$400,000	U/N	U/N	\$1,299,421	325%	\$1,699,421	16	U/N	U/N	5.3	\$602,369
U/N	00-TFRH-701	Douglas County Housing Authority	Omaha	U/N	New Construction	U/N	\$200,000	U/N	U/N	\$2,057,103	1029%	\$2,257,103	20	U/N	U/N	37.3	\$4,581,940
U/N	00-TFRH-702	South Omaha Affordable Housing Corporation	Omaha	U/N	New Construction	U/N	\$340,980	U/N	U/N	\$3,776,020	1107%	\$4,117,000	30	U/N	U/N	68.1	\$8,357,548
U/N	00-TFRH-801	Lincoln Civic Housing	Lincoln	U/N	New Construction	U/N	\$350,000	U/N	U/N	\$6,012,609	1718%	\$6,362,609	20	U/N	U/N	107.9	\$12,187,190
U/N	00-TFSD-101	Panhandle Community Services	Sidney	U/N	Downpayment Assistance	U/N	\$150,000	U/N	U/N	\$3,206,200	2137%	\$3,356,200	9	N/A	N/A	51.3	\$5,092,907
U/N	00-TFSD-102	Scotts Bluff County Housing Authority	Gering	U/N	Infrastructure	U/N	\$200,000	U/N	U/N	\$290,500	145%	\$490,500	15	N/A	N/A	11.5	\$845,228
U/N	00-TFSD-501	City of Norfolk	Norfolk	U/N	Infrastructure	U/N	\$400,000	U/N	U/N	\$5,347,165	1337%	\$5,747,165	32	N/A	N/A	97.8	\$10,015,268
U/N	00-TFTA-301	Southwest NE Community Betterment Corporation	Grant	U/N	Technical Assistance	U/N	\$25,000	U/N	U/N	\$0	0%	\$25,000	U/N	N/A	N/A	0.9	\$42,872
U/N	00-TFTA-701	Holy Name Housing Corporation	Omaha	U/N	Technical Assistance	U/N	\$25,000	U/N	U/N	\$127,847	511%	\$152,847	U/N	N/A	N/A	5.9	\$426,945
U/N	00-TFTA-704	Omaha Habitat for Humanity	Omaha	U/N	Technical Assistance	U/N	\$25,000	U/N	U/N	\$65,000	260%	\$90,000	U/N	N/A	N/A	6.3	\$454,573
U/N	00-TFTA-705	Family Housing Advisory Services	Omaha	U/N	Technical Assistance	U/N	\$25,000	U/N	U/N	\$259,000	1036%	\$284,000	U/N	N/A	N/A	11.0	\$793,298
U/N	00-TFTA-802	Nebraska Housing Resource	Lincoln	U/N	Technical Assistance	U/N	\$25,000	U/N	U/N	\$25,000	100%	\$50,000	U/N	N/A	N/A	0.8	\$95,771
U/N	00-TFTA-901	Native Council on Economic and Community Development	Walthill	U/N	Technical Assistance	U/N	\$25,000	U/N	U/N	\$40,000	160%	\$65,000	U/N	N/A	N/A	1.3	\$106,352

Congressional District	Application Awarded	Organization Awarded	Project Location	Project Description	Project Summary	Grant Amount Requested	Amount Awarded	Amount of Cash Match	Percent of Cash Match	Amount Leveraged	Percent of Leverage	Total Project Cost	# of Units	Occupancy Rate	Expected Monthly	Employment Generated	Community Investment
U/N	01-TFATP-001	Great Plains Paralyzed Veterans of America Education Center	Statewide	U/N	Regional Homeowner	U/N	\$200,000	U/N	U/N	\$0	0%	\$200,000	5	N/A	N/A	4.8	\$482,438
U/N	01-TFHP-001	Nebraska Housing Resource	Statewide	U/N	New Construction	U/N	\$100,000	U/N	U/N	\$53,250	53%	\$153,250	4	U/N	N/A	3.7	\$369,668
U/N	01-TFHP-202	City of Atkinson	Atkinson, Emmet, Spencer, Bristow, Butte & Lynch	U/N	Downpayment Assistance/Rental	U/N	\$400,000	U/N	U/N	\$427,500	107%	\$827,500	18	U/N	N/A	11.3	\$1,166,969
U/N	01-TFHP-302	Southwest NE Community Betterment Corporation	Chase, Dundy, Hayes, Hitchcock & Perkins County	U/N	Regional Homeowner	U/N	\$333,900	U/N	U/N	\$116,900	35%	\$450,800	21	U/N	N/A	8.6	\$801,438
U/N	01-TFHP-402	Hastings/Adams County Housing Dev. Corp.	Hastings	U/N	Downpayment Assistance	U/N	\$94,500	U/N	U/N	\$553,000	585%	\$647,500	10	U/N	N/A	9.8	\$1,124,550
U/N	01-TFHP-403	Mid-Nebraska Community Action	Buffalo County	U/N	Regional Homeowner	U/N	\$400,000	U/N	U/N	\$36,400	9%	\$436,400	17	U/N	N/A	7.0	\$741,954
U/N	01-TFHP-501	Village of Leigh	Burt, Cedar, Colfax, Cuming, Dixon, Dodge, Madison, Pierce, Platte, Stanton, Thurston & Wayne Counties	U/N	Downpayment Assistance	U/N	\$400,000	U/N	U/N	\$1,586,172	397%	\$1,986,172	29	U/N	N/A	25.9	\$2,657,532
U/N	01-TFHP-503	Elkhorn Valley Community Development Corp.	Norfolk	U/N	Rental/Downpayment Assistance	U/N	\$410,000	U/N	U/N	\$1,575,000	384%	\$1,985,000	18	U/N	N/A	33.8	\$3,459,150
U/N	01-TFHP-701	City of Omaha	Omaha	U/N	New Construction	U/N	\$445,238	U/N	U/N	\$0	0%	\$445,238	32	U/N	N/A	7.8	\$905,100
U/N	01-TFHP-801	City of Lincoln	Lincoln	U/N	New Construction	U/N	\$230,134	U/N	U/N	\$667,000	290%	\$897,134	12	U/N	N/A	4.1	\$441,611
U/N	01-TFIN-602	Blue Valley Community Action	Wymore	U/N	Infrastructure	U/N	\$50,000	U/N	U/N	\$15,000	30%	\$65,000	2	N/A	N/A	0.9	\$98,085
U/N	01-TFPD-605	Syracuse Housing Development	Syracuse	U/N	Pre-development	U/N	\$17,000	U/N	U/N	\$0	0%	\$17,000	U/N	N/A	N/A	0.3	\$25,653
U/N	01-TFPD-606	Beatrice Housing Agency	Beatrice	U/N	Pre-development	U/N	\$17,500	U/N	U/N	\$0	0%	\$17,500	U/N	N/A	N/A	0.2	\$26,407
U/N	01-TFPD-801	Southeast Nebraska Affordable Housing Council	Lincoln	U/N	Pre-development	U/N	\$56,380	U/N	U/N	\$0	0%	\$56,380	U/N	N/A	N/A	1.0	\$108,189
U/N	01-TFRH-104	Cirrus House, Inc.	Scottsbluff	U/N	New Construction	U/N	\$385,181	U/N	U/N	\$1,788,416	464%	\$2,173,597	29	U/N	U/N	35.0	\$3,795,981
U/N	01-TFRH-201	Keyapaha Housing Corporation	Valentine	U/N	New Construction	U/N	\$50,000	U/N	U/N	\$538,015	1076%	\$588,015	8	U/N	U/N	8.0	\$829,239

Congressional District	Application Awarded	Organization Awarded	Project Location	Project Description	Project Summary	Grant Amount Requested	Amount Awarded	Amount of Cash Match	Percent of Cash Match	Amount Leveraged	Percent of Leverage	Total Project Cost	# of Units	Occupancy Rate	Expected Monthly	Employment Generated	Community Investment
U/N	01-TFRH-202	Pilgrim/Omaha Econ. Dev. Corp. Community	Omaha	U/N	New Construction	U/N	\$50,000	U/N	U/N	\$50,000	100%	\$0	20	U/N	U/N	1.9	\$139,665
U/N	01-TFRH-301	Keith County Housing Development Corporation	Ogallala	U/N	New Construction	U/N	\$401,400	U/N	U/N	\$961,812	240%	\$1,363,212	16	U/N	U/N	24.1	\$2,078,731
U/N	01-TFRH-501	Fremont Housing Authority	Fremont	U/N	New Construction	U/N	\$376,000	U/N	U/N	\$4,055,692	1079%	\$4,431,692	39	U/N	U/N	75.4	\$7,722,866
U/N	01-TFRH-701	New Creations	Omaha	U/N	New Construction	U/N	\$100,000	U/N	U/N	\$0	0%	\$100,000	19	U/N	U/N	3.9	\$279,330
U/N	01-TFTA-001	Nebraska Housing Resource	Statewide	U/N	Operating Assistance	U/N	\$40,000	U/N	U/N	\$4,000	10%	\$44,000	U/N	N/A	N/A	0.8	\$84,433
U/N	01-TFTA-301	Southwest NE Community Betterment Corporation	Grant	U/N	Operating Assistance	U/N	\$25,000	U/N	U/N	\$0	0%	\$25,000	U/N	N/A	N/A	0.9	\$42,872
U/N	01-TFTA-502	Native Council on Economic and Community Development	Macy & Walthill	U/N	Operating Assistance	U/N	\$25,000	U/N	U/N	\$0	0%	\$25,000	U/N	N/A	N/A	0.5	\$40,905
U/N	01-TFTA-702	South Omaha Affordable Housing Corporation	Omaha	U/N	Operating Assistance	U/N	\$25,000	U/N	U/N	\$0	0%	\$25,000	U/N	N/A	N/A	1.0	\$69,833
U/N	01-TFTA-703	Family Housing Advisory Services	Omaha	U/N	Operating Assistance	U/N	\$25,000	U/N	U/N	\$0	0%	\$25,000	U/N	N/A	N/A	1.0	\$69,833
U/N	01-TFTA-704	Omaha 100, Inc.	Omaha	U/N	Operating Assistance	U/N	\$25,000	U/N	U/N	\$0	0%	\$25,000	U/N	N/A	N/A	1.0	\$69,833
U/N	01-TFTA-801	Nebraska Association of Community Housing Development Organizations	Statewide	U/N	Operating Assistance	U/N	\$25,000	U/N	U/N	\$123,325	493%	\$148,325	U/N	N/A	N/A	1.0	\$115,883
U/N	02-TFHP-001	Nebraska Housing Developers	Statewide	U/N	Operating Assistance	U/N	\$200,000	U/N	U/N	\$16,800	8%	\$216,800	U/N	U/N	N/A	5.2	\$522,963
U/N	02-TFHP-103	Housing Authority - Scotts Bluff	Gering	U/N	New Construction	U/N	\$200,000	U/N	U/N	\$86,830	43%	\$286,830	5	U/N	N/A	6.7	\$494,289
U/N	02-TFHP-302	West Central Nebraska Dev. Dist.	Brady, Farnam, Maxwell	U/N	New Construction	U/N	\$135,000	U/N	U/N	\$213,000	158%	\$348,000	1	U/N	N/A	4.4	\$514,509
U/N	02-TFHP-306	Southwest NE Community Betterment Corporation	Grant	U/N	New Construction	U/N	\$154,000	U/N	U/N	\$0	0%	\$154,000	12	U/N	N/A	1.9	\$219,942
U/N	02-TFHP-308	Keith County Housing Development Corp	Ogallala	U/N	Downpayment Assistance	U/N	\$31,000	U/N	U/N	\$0	0%	\$31,000	5	U/N	N/A	0.6	\$62,216

Congressional District	Application Awarded	Organization Awarded	Project Location	Project Description	Project Summary	Grant Amount Requested	Amount Awarded	Amount of Cash Match	Percent of Cash Match	Amount Leveraged	Percent of Leverage	Total Project Cost	# of Units	Occupancy Rate	Expected Monthly	Employment Generated	Community Investment
U/N	02-TFHP-507	City of Norfolk	Norfolk	U/N	New Construction	U/N	\$531,800	U/N	U/N	\$1,532,300	288%	\$2,064,100	6	U/N	N/A	35.1	\$3,596,994
U/N	02-TFHP-601	City of Seward	Seward	U/N	Downpayment Assistance	U/N	\$308,000	U/N	U/N	\$1,100,000	357%	\$1,408,000	21	U/N	N/A	19.1	\$2,130,844
U/N	02-TFHP-701	City of Omaha	Omaha	U/N	New Construction/ Rental	U/N	\$352,200	U/N	U/N	\$2,224,000	631%	\$2,576,200	0	U/N	N/A	43.7	\$5,226,907
U/N	02-TFHP-801	Nebraska Housing Resource	Statewide	U/N	New Construction	U/N	\$200,000	U/N	U/N	\$20,000	10%	\$220,000	3	U/N	N/A	3.5	\$421,392
U/N	02-TFHP-802	City of Lincoln	Lincoln	U/N	New Construction	U/N	\$244,800	U/N	U/N	\$560,000	229%	\$804,800	9	U/N	N/A	15.3	\$1,639,815
U/N	02-TFRH-301	Lincoln County Community Development Corp.	North Platte	U/N	New Construction	U/N	\$400,000	U/N	U/N	\$3,592,664	898%	\$3,991,664	49	U/N	U/N	66.2	\$6,796,987
U/N	02-TFRH-302	NAF Senior Housing II Inc.	Imperial	U/N	New Construction	U/N	\$50,000	U/N	U/N	\$625,700	1251%	\$675,700	8	U/N	U/N	12.8	\$1,201,269
U/N	02-TFRH-503	Fremont Housing Authority	Fremont	U/N	New Construction	U/N	\$400,000	U/N	U/N	\$2,280,500	570%	\$2,680,500	32	U/N	U/N	45.6	\$4,671,160
U/N	02-TFRH-603	City of Beatrice	Beatrice	U/N	Regional Homeowner	U/N	\$250,000	U/N	U/N	\$2,230,000	892%	\$2,480,000	0	U/N	U/N	36.8	\$3,748,484
U/N	02-TFRH-608	Syracuse Housing Development	Syracuse	U/N	New Construction	U/N	\$292,005	U/N	U/N	\$864,000	296%	\$1,156,005	12	U/N	U/N	20.4	\$1,744,412
U/N	02-TFTA-103	High Plains Community Dev. Corp.	Chadron Area	U/N	Operating Assistance	U/N	\$114,000	U/N	U/N	\$3,400	3%	\$117,400	U/N	N/A	N/A	1.4	\$64,155
U/N	02-TFTA-301	Keith County Housing Dev. Corp.	Ogallala	U/N	Operating Assistance	U/N	\$10,325	U/N	U/N	\$13,942	135%	\$24,267	U/N	N/A	N/A	0.2	\$17,235
U/N	02-TFTA-302	Southwest NE Community Betterment Corporation	Grant	U/N	Operating Assistance	U/N	\$74,000	U/N	U/N	\$3,400	5%	\$77,400	U/N	N/A	N/A	0.6	\$53,414
U/N	02-TFTA-303	Lincoln County Community Development Corp.	North Platte	U/N	Operating Assistance	U/N	\$114,000	U/N	U/N	\$20,000	18%	\$134,000	U/N	N/A	N/A	0.9	\$91,950
U/N	02-TFTA-306	McCook Economic Dev. Corp.	McCook	U/N	Operating Assistance	U/N	\$118,378	U/N	U/N	\$4,000	3%	\$122,378	U/N	N/A	N/A	0.7	\$70,499
U/N	02-TFTA-401	Mid-Nebraska Community Services	Kearney	U/N	Operating Assistance	U/N	\$120,000	U/N	U/N	\$4,000	3%	\$124,000	U/N	N/A	N/A	0.7	\$74,807
U/N	02-TFTA-402	Hastings/Adams County Housing Dev. Corp.	Hastings	U/N	Operating Assistance	U/N	\$114,000	U/N	U/N	\$3,400	3%	\$117,400	U/N	N/A	N/A	0.6	\$64,955
U/N	02-TFTA-501	Wayne County Community Development Corp.	Wayne	U/N	Operating Assistance	U/N	\$20,000	U/N	U/N	\$20,000	100%	\$40,000	U/N	N/A	N/A	0.4	\$52,206

Congressional District	Application Awarded	Organization Awarded	Project Location	Project Description	Project Summary	Grant Amount Requested	Amount Awarded	Amount of Cash Match	Percent of Cash Match	Amount Leveraged	Percent of Leverage	Total Project Cost	# of Units	Occupancy Rate	Expected Monthly	Employment Generated	Community Investment
U/N	02-TFTA-502	Northeast Housing Initiative	Cedar, Dixon, Knox & Pierce Counties	U/N	Operating Assistance	U/N	\$114,000	U/N	U/N	\$57,000	50%	\$171,000	U/N	N/A	N/A	1.2	\$128,055
U/N	02-TFTA-503	Ho-Chunk Community Dev. Corp.	Winnebago	U/N	Operating Assistance	U/N	\$125,000	U/N	U/N	\$4,000	3%	\$129,000	U/N	N/A	N/A	0.7	\$70,430
U/N	02-TFTA-504	Three Rivers Development Corp (Burt / Washington County Community Housing Development Organizations)	Burt/Washington County	U/N	Operating Assistance	U/N	\$120,000	U/N	U/N	\$0	0%	\$120,000	U/N	N/A	N/A	0.7	\$69,705
U/N	02-TFTA-505	Elkhorn Valley Community Development Corp.	Norfolk	U/N	Operating Assistance	U/N	\$114,000	U/N	U/N	\$3,400	3%	\$117,400	U/N	N/A	N/A	0.6	\$65,175
U/N	02-TFTA-601	Blue Valley Community Action, Inc.	Fairbury	U/N	Operating Assistance	U/N	\$114,000	U/N	U/N	\$3,400	3%	\$117,400	U/N	N/A	N/A	0.5	\$56,436
U/N	02-TFTA-602	Southeast Nebraska Affordable Housing	Lincoln	U/N	Operating Assistance	U/N	\$20,000	U/N	U/N	\$20,000	100%	\$40,000	U/N	N/A	N/A	0.7	\$71,878
U/N	02-TFTA-702	S. Omaha Afford Housing Corp	Omaha	U/N	Operating Assistance	U/N	\$20,000	U/N	U/N	\$30,205	151%	\$50,205	U/N	N/A	N/A	2.0	\$140,225
U/N	02-TFTA-703	Omaha 100, Inc.	Omaha	U/N	Operating Assistance	U/N	\$20,000	U/N	U/N	\$20,000	100%	\$40,000	U/N	N/A	N/A	0.7	\$81,314
U/N	02-TFTA-704	Family Housing Advisory Services	Omaha	U/N	Operating Assistance	U/N	\$20,000	U/N	U/N	\$20,000	100%	\$40,000	U/N	N/A	N/A	0.7	\$81,314
U/N	02-TFTA-801	Nebraska Housing Resource	Statewide	U/N	Operating Assistance	U/N	\$114,000	U/N	U/N	\$3,400	3%	\$117,400	U/N	N/A	N/A	0.6	\$71,637
U/N	02-TFTA-802	Lincoln Action Program	Lancaster and Saunders Counties	U/N	Operating Assistance	U/N	\$80,000	U/N	U/N	\$28,700	36%	\$108,700	U/N	N/A	N/A	1.2	\$150,100
U/N	02-TFTA-803	Nebraska Association of Community Housing Development Organizations	Statewide	U/N	Operating Assistance	U/N	\$129,000	U/N	U/N	\$3,400	3%	\$132,400	U/N	N/A	N/A	0.7	\$81,714
U/N	03-TFDH-501	Northeast NE Econ Devel District	Coleridge	U/N	New Construction	U/N	\$116,000	U/N	U/N	\$11,500	10%	\$127,500	0	N/A	N/A	3.1	\$259,331
U/N	03-TFDH-601	Blue Valley Community Action	Deshler	U/N	New Construction	U/N	\$197,000	U/N	U/N	\$390,000	198%	\$587,000	0	N/A	N/A	8.4	\$886
U/N	03-TFHP-204	Northeast Housing Initiative	Knox County	U/N	Regional Homeowner	U/N	\$200,000	U/N	U/N	\$16,800	8%	\$216,800	1	U/N	N/A	5.2	\$440,965
U/N	03-TFHP-303	Keith County	Keith County	U/N	Downpayment Assistance	U/N	\$56,000	U/N	U/N	\$400,000	714%	\$456,000	7	U/N	N/A	8.0	\$691,949
U/N	03-TFHP-601	Lincoln Action Program	Lancaster County	U/N	Downpayment Assistance	U/N	\$400,000	U/N	U/N	\$2,846,000	712%	\$3,246,000	0	U/N	N/A	56.6	\$7,092,044
U/N	03-TFRH-201	Village of Page	Page	U/N	New Construction	U/N	\$95,300	U/N	U/N	\$72,300	76%	\$167,600	2	U/N	U/N	2.8	\$292,067

Congressional District	Application Awarded	Organization Awarded	Project Location	Project Description	Project Summary	Grant Amount Requested	Amount Awarded	Amount of Cash Match	Percent of Cash Match	Amount Leveraged	Percent of Leverage	Total Project Cost	# of Units	Occupancy Rate	Expected Monthly	Employment Generated	Community Investment
U/N	03-TFRH-501	City of Norfolk	Norfolk	U/N	New Construction	U/N	\$400,000	U/N	U/N	\$1,776,500	444%	\$2,176,500	24	U/N	U/N	37.2	\$3,792,871
U/N	03-TFRH-605	Southeast Nebraska Affordable Housing Council	Syracuse & Tecumseh	U/N	New Construction	U/N	\$450,000	U/N	U/N	\$1,360,480	302%	\$1,810,480	0	U/N	U/N	31.9	\$2,732,015
U/N	03-TFRH-607	MLH Nebraska Housing Corporation	Lincoln & York	U/N	New Construction	U/N	\$100,000	U/N	U/N	\$1,154,826	1155%	\$1,254,826	10	U/N	U/N	23.8	\$2,556,763
U/N	03-TFRH-902	Omaha Tribal Housing Authority	Macy	U/N	New Construction	U/N	\$307,000	U/N	U/N	\$3,034,681	988%	\$3,341,681	0	U/N	U/N	43.7	\$4,776,859
U/N	03-TFRH-1001	South Central Behavioral Services	Hastings	U/N	New Construction	U/N	\$300,000	U/N	U/N	\$1,500,000	500%	\$1,800,000	0	U/N	U/N	27.7	\$3,126,162
U/N	03-TFTA-103	Western Nebraska Housing Opportunities	Scotts Bluff County	U/N	Operating Assistance	U/N	\$40,000	U/N	U/N	\$4,000	10%	\$44,000	U/N	N/A	N/A	1.0	\$75,824
U/N	03-TFTA-502	Wayne Community Housing Development Organizations	Pender, Homer, Jackson, Hubbard, and Cumming County	U/N	Operating Assistance	U/N	\$80,000	U/N	U/N	\$4,000	5%	\$84,000	U/N	N/A	N/A	1.9	\$84,070
U/N	03-TFTA-603	Southeast Nebraska Affordable Housing	Lincoln	U/N	Operating Assistance	U/N	\$40,000	U/N	U/N	\$4,000	10%	\$44,000	U/N	N/A	N/A	1.6	\$88,016
U/N	04-TFDH-601	Lincoln Action Program	Southern Lancaster County including Hallam	U/N	Regional Homeowner	U/N	\$400,000	U/N	U/N	\$40,000	10%	\$440,000	0	N/A	N/A	7.7	\$961,337
U/N	04-TFDH-602	Blue Valley Community Action	Gage, Saline and Cass Counties	U/N	Regional Homeowner	U/N	\$400,000	U/N	U/N	\$174,000	44%	\$574,000	0	N/A	N/A	7.8	\$866,166
U/N	04-TFHO-207	CORE Development	Brunswick, Chambers, Clearwater, Elgin, Ewing, Inman, Oakdale, Orchard, Page, Royal and Neligh	U/N	Regional Homeowner	U/N	\$300,000	U/N	U/N	\$30,000	10%	\$330,000	0	U/N	N/A	4.4	\$467,188
U/N	04-TFHP-103	Western Nebraska Housing Opportunities	Scotts Bluff County	U/N	Downpayment Assistance	U/N	\$146,600	U/N	U/N	\$736,000	502%	\$882,600	0	U/N	N/A	14.2	\$1,541,372
U/N	04-TFHP-202	Northeast Housing Initiative	Knox County	U/N	Regional Homeowner	U/N	\$119,980	U/N	U/N	\$200,550	167%	\$320,530	0	U/N	N/A	7.7	\$651,949
U/N	04-TFHP-305	Southwest NE Community Betterment Corporation	Perkins, Chase, Dundy, Hitchcock and Hayes Counties	U/N	Regional Homeowner	U/N	\$170,000	U/N	U/N	\$14,490	9%	\$184,490	0	U/N	N/A	3.5	\$327,989
U/N	04-TFHP-703	City of Omaha	Omaha	U/N	New Construction	U/N	\$416,000	U/N	U/N	\$661,000	159%	\$1,077,000	0	U/N	N/A	18.3	\$2,185,148
U/N	04-TFHP-802	Neighborhoods, Inc.	Lincoln	U/N	New Construction	U/N	\$270,000	U/N	U/N	\$1,378,541	511%	\$1,648,541	0	U/N	N/A	31.3	\$3,358,974
U/N	04-TFHP-803	Neighborhoods, Inc.	Lincoln	U/N	Downpayment Assistance	U/N	\$280,000	U/N	U/N	\$1,867,741	667%	\$2,147,741	0	U/N	N/A	40.8	\$4,376,116
U/N	04-TFTA-902	ISANTI Comm. Res. Org.	Santee	U/N	Operating Assistance	U/N	\$40,000	U/N	U/N	\$16,640	42%	\$56,640	U/N	N/A	N/A	0.9	\$90,662

Congressional District	Application Awarded	Organization Awarded	Project Location	Project Description	Project Summary	Grant Amount Requested	Amount Awarded	Amount of Cash Match	Percent of Cash Match	Amount Leveraged	Percent of Leverage	Total Project Cost	# of Units	Occupancy Rate	Expected Monthly	Employment Generated	Community Investment
U/N	04-TFTA-903	Native Council on Economic & Community Development	Walthill	U/N	Operating Assistance	U/N	\$40,000	U/N	U/N	\$69,984	175%	\$109,984	U/N	N/A	N/A	1.7	\$176,049
U/N	05-TFHP-109	High Plains Community Development Corp.	Chadron, Crawford, Harrison, Alliance, Hemingford, Gordon, Rushville and Hay Springs	U/N	Downpayment Assistance	U/N	\$120,000	U/N	U/N	\$26,800	22%	\$146,800	18	U/N	N/A	5.5	\$251,816
U/N	05-TFHO-351	Lincoln County Community Development Corp.	Brady, Hershey, Maxwell, North Platte, Sutherland, Wallace and Wellfleet	U/N	Owner-occupied Rehab	U/N	\$100,000	U/N	U/N	\$30,000	30%	\$130,000	5	U/N	N/A	2.2	\$221,363
U/N	05-TFHP-316	McCook Econ. Dev. Corp.	McCook	U/N	Purchase/Rehab/ Re-sale	U/N	\$200,000	U/N	U/N	\$93,300	47%	\$293,300	6	U/N	N/A	4.6	\$469,941
U/N	05-TFHO-318	Community Action Partnership of Mid-Nebraska	Furnas, Frontier, Red Willow counties	U/N	Owner-occupied Rehab	U/N	\$300,000	U/N	U/N	\$15,000	5%	\$315,000	18	U/N	N/A	4.9	\$504,710
U/N	05-TFHP-148	Western Nebraska Housing Opportunities	Scotts Bluff county	U/N	Purchase/Rehab/ Re-sale	U/N	\$200,000	U/N	U/N	\$116,000	58%	\$316,000	7	U/N	N/A	5.1	\$551,862
U/N	05-TFTA-101	High Plains Community Development Corp.	Western Nebraska	U/N	Operating Assistance	U/N	\$50,000	U/N	U/N	\$34,872	70%	\$84,872	0	N/A	N/A	3.2	\$145,587
U/N	05-TFHP-103	Western Nebraska Housing Opportunities	Scotts Bluff county	U/N	Downpayment Assistance	U/N	\$146,600	U/N	U/N	\$736,000	502%	\$882,600	8	U/N	N/A	14.2	\$1,541,372
U/N	05-TFHO-624	Beatrice	Beatrice	U/N	Owner-occupied Rehab	U/N	\$500,000	U/N	U/N	\$5,000	1%	\$505,000	11	U/N	N/A	7.5	\$763,300
U/N	05-TFHP-821	NeighborWorks	Lincoln	U/N	Downpayment Assistance/ Rental	U/N	\$400,000	U/N	U/N	\$1,932,000	483%	\$2,332,000	10	U/N	N/A	44.3	\$4,751,551
U/N	05-TFHP-822	NeighborWorks	Lincoln	U/N	New Construction	U/N	\$300,000	U/N	U/N	\$1,084,703	362%	\$1,384,703	18	U/N	N/A	26.3	\$2,821,392
U/N	05-TFRH-626	Southeast Affordable Housing Council	Nebraska City, Auburn	U/N	New Construction	U/N	\$350,000	U/N	U/N	\$1,917,175	548%	\$2,467,175	15	U/N	U/N	43.5	\$3,772,968
U/N	05-TFHP-611	Southeast Nebraska Community Action	Nemaha, Otoe, Richardson, Saunders counties	U/N	Downpayment Assistance/ Rental	U/N	\$350,000	U/N	U/N	\$978,400	280%	\$1,328,400	16	U/N	N/A	20.0	\$2,096,006
U/N	05-TFTA-244	Central Nebraska Economic Development Inc.	Blaine, Boyd, Brown, Cherry, Custer, Garfield, Greeley, Holt, Howard, Keya Paha, Loup, Rock, Sherman, Valley, Wheeler Counties	U/N	Operating Assistance	U/N	\$120,000	U/N	U/N	\$24,372	20%	\$144,372	0	N/A	N/A	0.6	\$60,654
U/N	05-TFHP-427	Housing Development Corporation	Hastings	U/N	New Construction	U/N	\$263,000	U/N	U/N	\$869,000	330%	\$1,132,000	8	U/N	N/A	17.1	\$1,966,009

Congressional District	Application Awarded	Organization Awarded	Project Location	Project Description	Project Summary	Grant Amount Requested	Amount Awarded	Amount of Cash Match	Percent of Cash Match	Amount Leveraged	Percent of Leverage	Total Project Cost	# of Units	Occupancy Rate	Expected Monthly	Employment Generated	Community Investment
U/N	05-TFHO-417	Community Action Partnership of Mid-Nebraska	Franklin, Webster Counties	U/N	Owner-occupied Rehab	U/N	\$250,000	U/N	U/N	\$24,000	10%	\$274,000	12	U/N	N/A	4.3	\$439,018
U/N	05-TFHP-215	CORE, Inc	Antelope, Holt Counties	U/N	Downpayment Assistance	U/N	\$192,000	U/N	U/N	\$375,000	195%	\$567,000	14	U/N	N/A	7.5	\$802,714
U/N	05-TFHO-254	CORE, Inc	Antelope, Holt Counties	U/N	Owner-occupied Rehab	U/N	\$200,000	U/N	U/N	\$20,000	10%	\$220,000	9	U/N	N/A	2.9	\$311,459
U/N	05-TFRH-402	Sutton Housing Agency	Sutton	U/N	New Construction	U/N	\$337,000	U/N	U/N	\$689,900	205%	\$1,026,900	8	U/N	U/N	13.5	\$1,453,804
U/N	05-TFHO-252	Northeast Economic Development Inc.	Boone, Antelope, Holt counties	U/N	Owner-occupied Rehab	U/N	\$200,000	U/N	U/N	\$16,300	8%	\$216,300	9	U/N	N/A	2.9	\$304,377
U/N	05-TFPD-412	Housing Development Corporation	Harvard	U/N	Pre-development	U/N	\$136,000	U/N	U/N	\$15,000	11%	\$151,000	0	N/A	N/A	1.9	\$219,374
U/N	05-TFDH-401	Housing Development Corporation	Hall, Adams counties	U/N	Disaster Relief Rehabilitation	U/N	\$738,000	U/N	U/N	\$0	0%	\$738,000	82	N/A	N/A	12.8	\$1,332,807
U/N	05-TFHO-534	Norfolk	Norfolk	U/N	Owner-occupied Rehab	U/N	\$196,500	U/N	U/N	\$0	0%	\$196,500	9	U/N	N/A	3.3	\$342,430
U/N	05-TFHO-553	Northeast Economic Development Inc.	Counties:Burt, Cedar, Colfax, Cuming	U/N	Owner-occupied Rehab	U/N	\$300,000	U/N	U/N	\$24,000	8%	\$324,000	14	U/N	N/A	4.3	\$455,932
U/N	05-TFHO-750	Omaha	OIC, Highland South neighborhoods in Omaha	U/N	Owner-occupied Rehab	U/N	\$766,800	U/N	U/N	\$125,000	16%	\$891,800	36	U/N	N/A	15.2	\$1,809,392
U/N	05-TFHP-746	Omaha	Charles Place development in Omaha	U/N	Downpayment Assistance	U/N	\$551,200	U/N	U/N	\$1,335,200	242%	\$1,886,400	12	U/N	N/A	32.1	\$3,827,357
U/N	05-TFHP-535	Wayne	Wayne	U/N	Downpayment Assistance	U/N	\$178,000	U/N	U/N	\$720,000	404%	\$898,000	8	U/N	N/A	9.0	\$1,172,025
U/N	05-TFRH-504	Wisner	Wisner	U/N	Rental	U/N	\$70,000	U/N	U/N	\$70,000	100%	\$140,000	8	U/N	U/N	1.4	\$182,721
U/N	05-TFRH-503	Progress Corporation	Oakland	U/N	Rental	U/N	\$49,500	U/N	U/N	\$49,500	100%	\$99,000	16	U/N	U/N	1.0	\$129,210
U/N	05-TFRH-751	Midwest Housing Equity Group	U/N	U/N	New Construction	U/N	\$190,000	U/N	U/N	\$3,145,000	1655%	\$3,335,000	18	U/N	U/N	56.8	\$6,766,452
U/N	05-TFHO-1001	Nebraska Housing Developers Assoc.	statewide	U/N	Owner-occupied Rehab	U/N	\$200,000	U/N	U/N	\$220,000	110%	\$420,000	22	U/N	N/A	2.1	\$246,870
U/N	06-TFHO-409	Housing Development Corporation"	Adams, Clay, Hall, Nuckols, Webster counties	U/N	Owner-occupied Rehab	U/N	\$236,000	U/N	U/N	\$44,000	19%	\$280,000	8	U/N	N/A	4.9	\$505,672
U/N	06-TFHO-502	Rebuilding Together	Omaha	U/N	Owner-occupied Rehab	U/N	\$159,000	U/N	U/N	U/N	U/N	U/N	U/N	U/N	N/A	U/N	U/N
U/N	06-TFHO-835	Lincoln Action Program	Lincoln	U/N	Owner-occupied Rehab	U/N	\$257,900	U/N	U/N	\$4,300	2%	\$262,200	9	U/N	N/A	5.0	\$534,244
U/N	06-TFHP-101	High Plains Community Development Corp.	Box Butte, Dawes, Sheridan, & Sioux Counties	U/N	Downpayment Assistance	U/N	\$100,000	U/N	U/N	\$40,000	40%	\$140,000	2	U/N	N/A	2.2	\$237,033

Congressional District	Application Awarded	Organization Awarded	Project Location	Project Description	Project Summary	Grant Amount Requested	Amount Awarded	Amount of Cash Match	Percent of Cash Match	Amount Leveraged	Percent of Leverage	Total Project Cost	# of Units	Occupancy Rate	Expected Monthly	Employment Generated	Community Investment
U/N	06-TFHP-2107	Northeast Housing Initiative	Knox, Antelope counties	U/N	Purchase/Rehab/Re-sale	U/N	\$150,000	U/N	U/N	\$260,000	173%	\$410,000	8	U/N	N/A	9.8	\$833,928
U/N	06-TFHP-326	McCook Economic Dev. Corp.	McCook	U/N	Purchase/Rehab/Re-sale	U/N	\$95,400	U/N	U/N	\$0	0%	\$95,400	30	U/N	N/A	1.5	\$161,521
U/N	06-TFHP-401	Housing Development Corporation	Harvard	U/N	Purchase/Rehab/Re-sale/Downpayment Assistance	U/N	\$284,000	U/N	U/N	\$424,000	149%	\$708,000	13	U/N	N/A	8.9	\$1,028,588
U/N	06-TFHP-413	Ravenna	Ravenna	U/N	Downpayment Assistance	U/N	\$202,800	U/N	U/N	\$534,750	264%	\$737,550	6	U/N	N/A	11.8	\$1,253,960
U/N	06-TFHP-555	Stanton	Stanton	U/N	New Construction/Downpayment Assistance	U/N	\$237,800	U/N	U/N	\$370,949	156%	\$608,749	3	U/N	N/A	8.1	\$856,630
U/N	06-TFHP-577	Norfolk	Norfolk	U/N	New Construction	U/N	\$400,000	U/N	U/N	\$4,563,500	1141%	\$4,963,500	35	U/N	N/A	84.8	\$8,649,628
U/N	06-TFHP-579	Pender Economic Development	Pender	U/N	New Construction/Downpayment Assistance	U/N	\$115,400	U/N	U/N	\$83,600	72%	\$199,000	2	U/N	N/A	3.1	\$318,535
U/N	06-TFHP-581	Northeast Economic Development	Burt, Cedar, Colfax, Cuming, Dakota, Dixon, Dodge, Douglas, Madison, Pierce, Platte, Stanton, Thurston, Washington, Wayne counties	U/N	Downpayment Assistance	U/N	\$365,700	U/N	U/N	\$45,300	12%	\$411,000	17	U/N	N/A	5.5	\$578,358
U/N	06-TFHP-631	York Housing Authority	York	U/N	Downpayment Assistance	U/N	\$342,000	U/N	U/N	\$1,000,000	292%	\$1,342,000	8	U/N	N/A	25.5	\$2,734,384
U/N	06-TFHP-643	Thayer County	Thayer County	U/N	Downpayment Assistance	U/N	\$250,000	U/N	U/N	\$512,000	205%	\$762,000	8	U/N	N/A	3.2	\$366,305
U/N	06-TFHP-759	Omaha	Omaha	U/N	New Construction/Downpayment Assistance	U/N	\$800,000	U/N	U/N	\$2,090,000	261%	\$2,890,000	18	U/N	N/A	49.2	\$5,863,582
U/N	06-TFHR-801	Lincoln	Lincoln	U/N	Owner-occupied Rehab	U/N	\$250,000	U/N	U/N	\$32,500	13%	\$282,500	33	N/A	N/A	5.4	\$575,606
U/N	06-TFHP-832	Neighborhoods, Inc.	Lincoln	U/N	Purchase/Rehab/Re-sale/Downpayment Assistance	U/N	\$320,000	U/N	U/N	\$965,500	302%	\$1,285,500	11	U/N	N/A	24.4	\$2,619,262
U/N	06-TFHP-834	Lincoln Action Program	Clinton neighborhood	U/N	Purchase/Rehab/Re-sale	U/N	\$398,600	U/N	U/N	\$423,400	106%	\$822,000	7	U/N	N/A	15.6	\$1,674,860
U/N	06-TFDR-617	Blue Valley Community Action	Hebron	U/N	Disaster Recovery	U/N	\$194,700	U/N	U/N	\$5,500	3%	\$200,200	8	N/A	N/A	0.9	\$96,239
U/N	06-TFDR-618	Blue Valley Community Action	Beatrice	U/N	Disaster Recovery	U/N	\$404,400	U/N	U/N	\$6,500	2%	\$410,900	16	N/A	N/A	6.1	\$621,069

Congressional District	Application Awarded	Organization Awarded	Project Location	Project Description	Project Summary	Grant Amount Requested	Amount Awarded	Amount of Cash Match	Percent of Cash Match	Amount Leveraged	Percent of Leverage	Total Project Cost	# of Units	Occupancy Rate	Expected Monthly	Employment Generated	Community Investment
U/N	06-TFDR-701	Midwest Housing Dev. Fund, Inc.	3525 Evans, Omaha	U/N	Disaster Recovery	U/N	\$230,745	U/N	U/N	\$9,755	4%	\$240,500	18	N/A	N/A	4.1	\$487,956
U/N	06-TFDR-833	Lincoln Action Program	Jonna Court, Lincoln	U/N	Disaster Recovery	U/N	\$516,471	U/N	U/N	-\$305,471	-59%	\$211,000	8	N/A	N/A	4.0	\$429,921
U/N	06-TFRH-101	Cirrus House, Inc.	Scottsbluff	U/N	New Construction	U/N	\$72,725	U/N	U/N	\$1,011,803	1391%	\$1,084,528	8	U/N	U/N	17.4	\$1,894,019
U/N	06-TFRH-5112	Douglas County Housing Authority	Valley	U/N	New Construction	U/N	\$600,000	U/N	U/N	\$1,661,882	277%	\$2,261,882	12	U/N	U/N	38.5	\$4,589,180
U/N	06-TFRH-701	New Community Development Corp.	Omaha	U/N	New Construction	U/N	\$300,000	U/N	U/N	\$8,221,632	2741%	\$8,521,632	51	U/N	U/N	145.0	\$17,289,720
U/N	06-TFRH-9103	Southeast NE Affordable Housing Council	Crete	U/N	New Construction	U/N	\$432,551	U/N	U/N	\$2,756,134	637%	\$3,188,685	24	U/N	U/N	43.3	\$4,811,726
U/N	06-TFDR-9102	Gordon Housing Authority	Gordon	U/N	Regional Homeowner	U/N	\$150,000	U/N	U/N	\$0	0%	\$150,000	5	N/A	N/A	2.4	\$253,963
U/N	06-TFRH-1093	Panhandle Community Services	Sidney	U/N	New Construction	U/N	\$100,000	U/N	U/N	\$620,100	620%	\$720,100	6	U/N	U/N	11.5	\$1,219,194
U/N	06-TFTA-9101	NE Housing Developers Association	Statewide	U/N	Operating Assistance	U/N	\$20,000	U/N	U/N	\$52,000	260%	\$72,000	U/N	N/A	N/A	1.2	\$121,902
U/N	06-TFTA-1001	NE Housing Developers Association	Statewide	U/N	Operating Assistance	U/N	\$80,000	U/N	U/N	\$18,723	23%	\$98,723	0	N/A	N/A	0.3	\$34,517
U/N	06-TFTA-157	Panhandle Community Services	Banner, Cheyenne, Deuel, Garden, Kimball, Morrill, Scottsbluff counties	U/N	Operating Assistance	U/N	\$40,000	U/N	U/N	\$48,500	121%	\$88,500	0	N/A	N/A	1.4	\$154,556
U/N	06-TFTA-192	High Plains Community Development Corp.	Box Butte, Dawes, Sheridan, Sioux counties	U/N	Operating Assistance	U/N	\$50,000	U/N	U/N	\$52,659	105%	\$102,659	0	N/A	N/A	3.8	\$176,098
U/N	06-TFTA-307	Community Action Partnership of Mid-Nebraska	Frontier, Furnas, Gosper counties	U/N	Operating Assistance	U/N	\$20,000	U/N	U/N	\$20,000	100%	\$40,000	0	N/A	N/A	0.2	\$16,023
U/N	06-TFTA-323	McCook Economic Dev. Corp.	McCook	U/N	Operating Assistance	U/N	\$64,000	U/N	U/N	\$90,000	141%	\$154,000	0	N/A	N/A	2.4	\$246,747
U/N	06-TFTA-364	Keith County Housing Dev. Corp.	Keith County	U/N	Operating Assistance	U/N	\$80,000	U/N	U/N	\$1,250	2%	\$81,250	0	N/A	N/A	0.7	\$62,901
U/N	06-TFTA-374	Lincoln County Community Development Corp.	Lincoln county	U/N	Operating Assistance	U/N	\$80,000	U/N	U/N	\$22,500	28%	\$102,500	0	N/A	N/A	1.1	\$106,425
U/N	06-TFTA-406	Community Action Partnership of Mid-Nebraska	Adams, Buffalo, Clay, Franklin, Harlan, Kearney, Nuckolls, Phelps, Webster counties	U/N	Operating Assistance	U/N	\$60,000	U/N	U/N	\$0	0%	\$60,000	0	N/A	N/A	0.5	\$54,179
U/N	06-TFTA-528	Wayne Community Housing Dev. Corp.	Wayne, Cuming, Thurston counties	U/N	Operating Assistance	U/N	\$120,000	U/N	U/N	\$31,000	26%	\$151,000	0	N/A	N/A	0.7	\$92,666

Congressional District	Application Awarded	Organization Awarded	Project Location	Project Description	Project Summary	Grant Amount Requested	Amount Awarded	Amount of Cash Match	Percent of Cash Match	Amount Leveraged	Percent of Leverage	Total Project Cost	# of Units	Occupancy Rate	Expected Monthly	Employment Generated	Community Investment
U/N	06-TFTA-705	GESU Housing	Cliffon Hills in Omaha	U/N	Operating Assistance	U/N	\$80,000	U/N	U/N	\$86,000	108%	\$166,000	0	N/A	N/A	2.1	\$255,644
U/N	06-TFTA-721	Midwest Housing Dev. Fund, Inc.	Omaha	U/N	Operating Assistance	U/N	\$120,000	U/N	U/N	\$161,800	135%	\$281,800	0	N/A	N/A	3.4	\$409,436
U/N	06-TFTA-744	Builder Foundation	Omaha	U/N	Operating Assistance	U/N	\$40,000	U/N	U/N	\$37,000	93%	\$77,000	0	N/A	N/A	1.3	\$156,227
U/N	06-TFTA-9100	Omaha	Omaha	U/N	Operating Assistance	U/N	\$31,800	U/N	U/N	\$30,000	94%	\$61,800	0	N/A	N/A	1.1	\$125,387
U/N	06-TFTA-950	Nebraska Housing Developers Association	Statewide	U/N	Operating Assistance	U/N	\$10,600	U/N	U/N	\$10,600	100%	\$21,200	0	N/A	N/A	0.1	\$12,461
U/N	06-TFTA-952	Nebraska Housing Developers Association	Statewide	U/N	Operating Assistance	U/N	\$48,400	U/N	U/N	\$63,600	131%	\$112,000	0	N/A	N/A	0.6	\$65,832
U/N	06-TFTA-994	High Plains Community Development Corp.	Western Nebraska	U/N	Operating Assistance	U/N	\$20,000	U/N	U/N	\$0	0%	\$20,000	0	N/A	N/A	0.8	\$34,307
U/N	06-TFTA-9104	Northeast Economic Development	Platte Center	U/N	Operating Assistance	U/N	\$3,200	U/N	U/N	\$0	0%	\$3,200	0	N/A	N/A	0.7	\$74,722
U/N	06-TFHP-998	Omaha	Omaha	U/N	Operating Assistance	U/N	\$249,100	U/N	U/N	\$0	0%	\$249,100	0	U/N	N/A	1.1	\$125,387
U/N	07-TFTA-1013	High Plains Community Development Corp.	Chadron	U/N	Technical Assistance	U/N	\$60,000	U/N	U/N	\$68,400	114%	\$128,400	0	N/A	N/A	4.8	\$220,253
U/N	07-TFTA-9074	Nebraska Housing Developers Assoc. (NHDA)	Statewide	U/N	Technical Assistance	U/N	\$22,000	U/N	U/N	\$0	0%	\$22,000	0	N/A	N/A	0.1	\$12,931
U/N	07-TFTA-5096	ISANTI	Santee	U/N	Technical Assistance	U/N	\$120,000	U/N	U/N	\$0	0%	\$120,000	0	N/A	N/A	1.9	\$192,081
U/N	07-TFHP-1014	High Plains Community Development Corp.	Dawes, Sheridan, Boxe Butte and Sheridan Counties	U/N	Downpayment Assistance	U/N	\$101,760	U/N	U/N	\$25,600	25%	\$127,360	8	U/N	N/A	4.7	\$218,469
U/N	07-TFHP-1025	Western Nebraska Housing Opportunities (WNHO)	Scottsbluff County	U/N	Downpayment Assistance	U/N	\$242,900	U/N	U/N	\$896,500	369%	\$1,139,400	38	U/N	N/A	18.4	\$1,989,847
U/N	07-TFHP-2031	Central Nebraska Econ. Dev. District (CNEDD), Inc.	Oneill	U/N	New Construction	U/N	\$420,200	U/N	U/N	\$1,309,800	312%	\$1,730,000	8	U/N	N/A	23.6	\$2,384,805
U/N	07-TFHP-2033	Central Nebraska Econ. Dev. District (CNEDD), Inc.	17 county area N Central NE	U/N	Downpayment Assistance	U/N	\$150,000	U/N	U/N	\$26,050	17%	\$176,050	7	U/N	N/A	2.4	\$242,685
U/N	07-TFHP-3022	Keith County	Keith County	U/N	Downpayment Assistance	U/N	\$106,000	U/N	U/N	\$1,150,000	1085%	\$1,256,000	19	U/N	N/A	21.3	\$1,915,240
U/N	07-TFHO-3054	Southwest NE Community Betterment Corporation	Perkins Co	U/N	Owner-occupied Rehab	U/N	\$200,000	U/N	U/N	\$14,400	7%	\$214,400	9	U/N	N/A	4.1	\$380,452

Congressional District	Application Awarded	Organization Awarded	Project Location	Project Description	Project Summary	Grant Amount Requested	Amount Awarded	Amount of Cash Match	Percent of Cash Match	Amount Leveraged	Percent of Leverage	Total Project Cost	# of Units	Occupancy Rate	Expected Monthly	Employment Generated	Community Investment
U/N	07-TFHP-3055	Southwest NE Community Betterment Corporation	Chase, Dundy, Hitchcock & Perkins counties	U/N	Downpayment Assistance	U/N	\$200,000	U/N	U/N	\$14,000	7%	\$214,000	20	U/N	N/A	4.1	\$380,452
U/N	07-TFHP-4069	Housing Dev. Corp.	Hastings	U/N	New Construction	U/N	\$258,100	U/N	U/N	\$701,000	272%	\$959,100	6	U/N	N/A	16.8	\$1,732,107
U/N	07-TFHP-4071	Housing Dev. Corp.	Grand Island	U/N	Purchase/Rehab/Re-sale	U/N	\$295,000	U/N	U/N	\$645,000	219%	\$940,000	10	U/N	N/A	16.5	\$1,697,613
U/N	07-TFHP-5019	Northeast Economic Development Inc.	15 Counties NE	U/N	Downpayment Assistance	U/N	\$400,000	U/N	U/N	\$189,000	47%	\$589,000	12	U/N	N/A	7.8	\$830,401
U/N	07-TFHP-5044	City of Wayne	Wayne	U/N	Downpayment Assistance	U/N	\$387,416	U/N	U/N	\$2,340,525	604%	\$2,727,941	17	U/N	N/A	27.3	\$3,560,373
U/N	07-TFHO-7087	Omaha	Omaha	U/N	Owner-occupied Rehab	U/N	\$300,000	U/N	U/N	\$104,400	35%	\$404,400	12	U/N	N/A	7.2	\$820,494
U/N	07-TFHP-6008	Thayer County	Thayer County	U/N	Downpayment Assistance	U/N	\$175,000	U/N	U/N	\$360,000	206%	\$535,000	6	U/N	N/A	2.2	\$257,183
U/N	07-TFHP-6057	Midwest Housing Initiatives, Inc	Seward	U/N	New Construction	U/N	\$478,800	U/N	U/N	\$1,210,000	253%	\$1,688,800	10	U/N	N/A	22.9	\$2,555,802
U/N	07-TFHO-8037	Neighborworks	Lincoln	U/N	Owner-occupied Rehab	U/N	\$258,500	U/N	U/N	\$4,300	2%	\$262,800	9	U/N	N/A	5.0	\$535,466
U/N	07-TFHP-8038	Neighborworks Lincoln	Lincoln	U/N	Purchase/Rehab/Re-sale	U/N	\$373,400	U/N	U/N	\$533,100	143%	\$906,500	7	U/N	N/A	17.2	\$1,847,032
U/N	07-TFHP-8039	Neighborworks Lincoln	Lincoln	U/N	Purchase/Rehab/Re-sale	U/N	\$266,300	U/N	U/N	\$228,300	86%	\$494,600	4	U/N	N/A	9.4	\$1,007,769
U/N	07-TFHP-8084	Neighborworks Lincoln	Lincoln	U/N	Downpayment Assistance	U/N	\$300,000	U/N	U/N	\$1,000,000	333%	\$1,300,000	10	U/N	N/A	24.7	\$2,648,806
U/N	07-TFHP-7088	Omaha	Omaha	U/N	Downpayment Assistance	U/N	\$800,000	U/N	U/N	\$2,855,000	357%	\$3,655,000	20	U/N	N/A	65.1	\$7,416,093
U/N	07-TFHP-5051	Neighborworks Northeast Nebraska	Colfax and Platte Co.	U/N	Purchase/Rehab/Re-sale	U/N	\$300,000	U/N	U/N	\$150,000	50%	\$450,000	10	U/N	N/A	6.0	\$633,239
U/N	07-TFDH-2078	Central Nebraska Econ. Dev. District (CNEDD), Inc.	Central NE	U/N	Disaster Relief Rehabilitation	U/N	\$240,000	U/N	U/N	\$0	0%	\$240,000	5	N/A	N/A	3.3	\$330,840
U/N	07-TFDH-3077	WCommunity Development	Western Nebraska	U/N	Disaster Relief Rehabilitation	U/N	\$240,000	U/N	U/N	\$0	0%	\$240,000	5	N/A	N/A	9.6	\$411,684
U/N	07-TFDH-4081	Community Action Partnership of Mid-Nebraska	Central NE	U/N	Disaster Relief Rehabilitation	U/N	\$120,000	U/N	U/N	\$0	0%	\$120,000	5	N/A	N/A	1.6	\$165,420
U/N	07-TFDH-5079	Northeast Economic Development Inc.	NE Nebraska	U/N	Disaster Relief Rehabilitation	U/N	\$240,000	U/N	U/N	\$0	0%	\$240,000	5	N/A	N/A	3.2	\$337,727
U/N	07-TFDH-6080	Blue Valley Community Action	Southeast NE	U/N	Disaster Relief Rehabilitation	U/N	\$240,000	U/N	U/N	\$0	0%	\$240,000	5	N/A	N/A	3.6	\$362,756
U/N	07-TFRH-4061	MIDWEST HOUSING DEVELOPMENT FUND, INC	Grand Island	U/N	New Construction	U/N	\$397,000	U/N	U/N	\$4,865,807	1226%	\$5,262,807	20	U/N	U/N	91.3	\$9,504,480

Congressional District	Application Awarded	Organization Awarded	Project Location	Project Description	Project Summary	Grant Amount Requested	Amount Awarded	Amount of Cash Match	Percent of Cash Match	Amount Leveraged	Percent of Leverage	Total Project Cost	# of Units	Occupancy Rate	Expected Monthly	Employment Generated	Community Investment
U/N	07-TFRH-6072	PAWNEE CITY COMMUNITY FOUNDATION	Pawnee City, Auburn	U/N	New Construction	U/N	\$368,388	U/N	U/N	\$1,129,420	307%	\$1,497,808	8	U/N	U/N	4.7	\$530,906
U/N	07-TFDR-6082	Blue Valley Community Action	Crete	U/N	Rental/Rehab	U/N	\$358,400	U/N	U/N	\$0	0%	\$358,400	16	N/A	N/A	5.3	\$541,716
U/N	07-TFDR-3050	LINCOLN COUNTY Community Development Corp.	Hershy & Wallace	U/N	Rental/Rehab	U/N	\$165,000	U/N	U/N	\$0	0%	\$165,000	7	N/A	N/A	2.9	\$280,962
U/N	07-TFRH-5091	Ho Chunk	Winnebago	U/N	New Construction	U/N	\$544,700	U/N	U/N	\$2,610,900	479%	\$3,155,600	20	U/N	U/N	17.1	\$1,722,860
U/N	07-TFRH-6074	Blue Valley Community Action	Osceola	U/N	Rental/Rehab	U/N	\$18,000	U/N	U/N	\$30,000	167%	\$48,000	8	U/N	U/N	0.7	\$72,551
U/N	07-TFRH-6075	Blue Valley Community Action	Rising City	U/N	Rental/Rehab	U/N	\$12,000	U/N	U/N	\$43,000	358%	\$55,000	4	U/N	U/N	0.8	\$83,132
U/N	07-TFHP-1093	High Plains Community Development Corp.	Box Butte, Dawes, Sheridan counties	U/N	Downpayment Assistance	U/N	\$100,000	U/N	U/N	\$38,400	38%	\$138,400	23	U/N	N/A	5.1	\$237,407
U/N	07-TFRHHP-3016	Dawson County	Dawson County	U/N	New Construction	U/N	\$523,329	U/N	U/N	\$2,589,469	495%	\$3,112,798	18	U/N	U/N	54.8	\$5,300,472
U/N	07-TFRH-7100	MHDF - Gretna CROWN	Gretna	U/N	New Construction	U/N	\$625,000	U/N	U/N	\$2,344,438	375%	\$2,969,438	15	U/N	U/N	50.0	\$6,024,751
U/N	07-TFRH-8102	Centerpointe	Lincoln	U/N	New Construction	U/N	\$100,000	U/N	U/N	\$1,223,100	1223%	\$1,323,100	10	U/N	U/N	25.1	\$2,695,874
U/N	07-TFRH-7101	Omaha - Open Door Mission	Omaha	U/N	New Construction	U/N	\$450,000	U/N	U/N	\$11,838,040	2631%	\$12,288,040	82	U/N	U/N	218.7	\$24,931,399
U/N	08-TFHP-4050	Housing Dev. Corp.	Adams, Cherry, Nuckolls, Webster & Hall Counties	U/N	Downpayment Assistance	U/N	\$388,050	U/N	U/N	\$20,000	5%	\$408,050	10	U/N	N/A	7.1	\$736,927
U/N	08-TFHP-6015	Southeast Nebraska Community Action	Cass, Johnson, Nemaha, Otoe, Pawnee & Richardson Counties	U/N	Downpayment Assistance	U/N	\$311,300	U/N	U/N	\$715,800	230%	\$1,027,100	15	U/N	N/A	17.9	\$1,854,914
U/N	08-TFHP-8034	Nebraska Housing Resource	Lincoln	U/N	Downpayment Assistance	U/N	\$318,000	U/N	U/N	\$2,500,000	786%	\$2,818,000	15	U/N	N/A	53.5	\$5,741,796
U/N	08-TFHP-8036	Neighborworks Lincoln	Lincoln	U/N	Downpayment Assistance	U/N	\$400,000	U/N	U/N	\$1,740,000	435%	\$2,140,000	17	U/N	N/A	40.7	\$4,360,342
U/N	08-TFHP-8039	Neighborworks Lincoln	Lincoln	U/N	Purchase/Rehab/Re-sale	U/N	\$400,000	U/N	U/N	\$694,200	174%	\$1,094,200	3	U/N	N/A	20.8	\$2,229,479
U/N	08-TFHP-8040	Neighborworks Lincoln	Lincoln	U/N	Purchase/Rehab/Re-sale	U/N	\$380,500	U/N	U/N	\$1,474,900	388%	\$1,855,400	6	U/N	N/A	35.3	\$3,780,457
U/N	08-TFHP-3013	Community Action Partnership of Mid-Nebraska	Frontier, Furnas, Gosper & Red Willow Counties (excluding McCook)	U/N	Downpayment Assistance	U/N	\$260,000	U/N	U/N	\$410,000	158%	\$670,000	8	U/N	N/A	8.9	\$923,595
U/N	08-TFHO-6078	Southeast Nebraska Community Action	Johnson, Nemaha, Pawnee & Richardson Counties	U/N	Owner-occupied Rehab	U/N	\$400,000	U/N	U/N	\$40,000	10%	\$440,000	14	U/N	N/A	7.7	\$794,628

Congressional District	Application Awarded	Organization Awarded	Project Location	Project Description	Project Summary	Grant Amount Requested	Amount Awarded	Amount of Cash Match	Percent of Cash Match	Amount Leveraged	Percent of Leverage	Total Project Cost	# of Units	Occupancy Rate	Expected Monthly	Employment Generated	Community Investment
U/N	08-TFRH-6057	Mosaic	Beatrice	U/N	New Construction	U/N	\$100,000	U/N	U/N	\$1,230,600	1231%	\$1,330,600	10	U/N	U/N	19.8	\$2,011,181
U/N	08-TFRH-4082	St. Paul Housing Authority	St. Paul	U/N	Rental/Rehab	U/N	\$100,000	U/N	U/N	\$0	0%	\$100,000	8	U/N	U/N	1.4	\$141,948
U/N	08-TFRH-1020	Western Nebraska Housing Opportunities (WNHO)	City of Scottsbluff	U/N	Rental/Rehab	U/N	\$998,915	U/N	U/N	\$335,000	34%	\$1,333,915	14	U/N	U/N	21.5	\$2,329,548
U/N	08-TFRH-1084	Elmwood Village LP	City of Scottsbluff	U/N	Disaster Recovery	U/N	\$215,000	U/N	U/N	\$35,000	16%	\$250,000	30	U/N	U/N	4.0	\$486,600
U/N	08-TFRH-4092	Holdrege Housing Partners	Holdrege	U/N	Rental/Rehab	U/N	\$369,362	U/N	U/N	\$13,500	4%	\$382,862	32	U/N	U/N	7.6	\$705,532
U/N	08-TFRH-3091	Cozad Housing Partners	Cozad	U/N	Rental/Rehab	U/N	\$410,117	U/N	U/N	\$15,894	4%	\$426,011	32	U/N	U/N	7.5	\$725,412
U/N	08-TFRH-4085	Aurora Housing Partners	Aurora	U/N	Rental/Rehab	U/N	\$202,943	U/N	U/N	\$9,900	5%	\$212,843	18	U/N	U/N	3.7	\$362,429
U/N	08-TFHP-3047	Lincoln County Community Dev. Corp.	North Platte	U/N	Purchase/Rehab/Re-sale	U/N	\$140,000	U/N	U/N	\$0	0%	\$140,000	3	U/N	N/A	1.5	\$145,361
U/N	08-TFHP-5012	Neighborworks Northeast	Schuyler	U/N	New Construction/Downpayment Assistance	U/N	\$220,000	U/N	U/N	\$112,000	51%	\$332,000	2	U/N	N/A	4.4	\$467,190
U/N	08-TFHP-5044	Northeast Economic Development	Wisner & Norfolk	U/N	New Construction/Downpayment Assistance	U/N	\$400,000	U/N	U/N	\$582,000	146%	\$982,000	5	U/N	N/A	9.8	\$1,281,657
U/N	08-TFRH-6081	Blue Valley Behavioral Health Center	Beatrice	U/N	New Construction/Rental	U/N	\$304,392	U/N	U/N	\$736,223	242%	\$1,040,615	3	U/N	U/N	15.4	\$1,572,873
U/N	08-TFHO-6099	Blue Valley Community Action	Gage, Jefferson, Saline & Thayer Co.	U/N	Owner-occupied Rehab	U/N	\$378,000	U/N	U/N	\$30,000	8%	\$408,000	14	U/N	N/A	6.1	\$616,686
U/N	08-TFRH-5098	Housing Authority of Wisner	Wisner	U/N	Rental/Rehab	U/N	\$46,050	U/N	U/N	\$0	0%	\$46,050	2	U/N	U/N	0.5	\$60,103
U/N	08-TFHO-1100	Nebraska Housing Developers Assoc. (NHDA)	Statewide	U/N	Owner-occupied Rehab	U/N	\$200,000	U/N	U/N	\$25,000	13%	\$225,000	7	U/N	N/A	3.6	\$430,969
U/N	07-TFRH-1105	Community Action Partnership of Western NE	Hemingford	U/N	Rental/Rehab	U/N	\$20,000	U/N	U/N	\$128,700	644%	\$148,700	16	U/N	U/N	2.7	\$280,802
U/N	08-TFRH-5095	Lyon's Apartments	Lyons	U/N	Rental/Rehab	U/N	\$80,000	U/N	U/N	\$138,352	173%	\$218,352	12	U/N	U/N	2.6	\$295,096
U/N	08-TFRH-7110	City of Omaha	Omaha	U/N	Rental/Rehab	U/N	\$330,000	U/N	U/N	\$485,400	147%	\$815,400	24	U/N	U/N	14.5	\$1,654,379
U/N	08-TFHP-7103	City of Omaha	Omaha	U/N	Downpayment Assistance	U/N	\$330,000	U/N	U/N	\$530,000	161%	\$860,000	8	U/N	N/A	15.3	\$1,744,869
U/N	08-TFHP-5097	Northeast Economic Development Inc.	Norfolk	U/N	Downpayment Assistance	U/N	\$200,000	U/N	U/N	\$0	0%	\$200,000	8	U/N	N/A	3.4	\$348,529

Congressional District	Application Awarded	Organization Awarded	Project Location	Project Description	Project Summary	Grant Amount Requested	Amount Awarded	Amount of Cash Match	Percent of Cash Match	Amount Leveraged	Percent of Leverage	Total Project Cost	# of Units	Occupancy Rate	Expected Monthly	Employment Generated	Community Investment
U/N	08-TFHO-1093	PADD	Chradron, Crawford, & Hemingford	U/N	Owner-occupied Rehab	U/N	\$100,000	U/N	U/N	\$0	0%	\$100,000	5	U/N	N/A	3.7	\$171,537
U/N	08-TFHP-1112	Western Nebraska Housing Opportunities (WNHO)	Scottsbluff County	U/N	Purchase/Rehab/Re-sale	U/N	\$100,000	U/N	U/N	\$297,500	298%	\$397,500	4	U/N	N/A	6.4	\$694,194
U/N	08-TFTA-5111	Native Council	Thurston County & Omaha Indian Reservation	U/N	Technical Assistance	U/N	\$40,000	U/N	U/N	\$4,000	10%	\$44,000	0	N/A	N/A	0.2	\$24,023
U/N	09-TFTA-8019	Neighborworks Lincoln	City of Lincoln & Lancaster County	U/N	Technical Assistance	U/N	\$40,000	U/N	U/N	\$0	0%	\$40,000	0	N/A	N/A	0.8	\$81,502
U/N	09-TFTA-2031	Central Nebraska Econ. Dev. District (CNEDD), Inc.	Blaine, Boyd, Brown, Cherry, Custer, Garfield, Greeley, Hamilton, Holt, Howard, Keya Paha, Loup, Merrick, Rock, Sherman, Valley, & Wheeler Counties	U/N	Technical Assistance	U/N	\$40,000	U/N	U/N	\$6,000	15%	\$46,000	0	N/A	N/A	0.8	\$63,411
U/N	09-TFTA-1016	High Plains Community Development Corp.	Dawes, Sheridan, Box Butte & Sioux Counties	U/N	Technical Assistance	U/N	\$30,000	U/N	U/N	\$15,080	50%	\$45,080	0	N/A	N/A	1.0	\$77,329
U/N	09-TFHP-2037	Loup City	Loup City	U/N	New Construction/Downpayment Assistance	U/N	\$390,000	U/N	U/N	\$975,870	250%	\$1,365,870	3	U/N	N/A	19.2	\$1,889,726
U/N	09-TFTA-3024	Lincoln County Community Dev. Corp.	Lincoln County: Brady, Hershey, Maxwell, North Platte, Sutherland, Wallace, Wellfleet	U/N	Technical Assistance	U/N	\$30,000	U/N	U/N	\$26,000	87%	\$56,000	0	N/A	N/A	1.0	\$95,357
U/N	09-TFTA-5056	Ho-Chunk Community Development Corp.	Winnebago Reservation	U/N	Technical Assistance	U/N	\$40,000	U/N	U/N	\$4,002	10%	\$44,002	0	N/A	N/A	0.2	\$24,023
U/N	08-TFHP-7102	Omaha	Omaha	U/N	New Construction/Downpayment Assistance	U/N	\$224,629	U/N	U/N	\$1,187,000	528%	\$1,411,629	12	U/N	N/A	25.1	\$2,864,078
U/N	09-TFHP-2012	Boone County	Boone County	U/N	Purchase/Rehab/Re-sale	U/N	\$320,900	U/N	U/N	\$5,000	2%	\$325,900	5	U/N	N/A	4.4	\$458,606
U/N	09-TFHP-1015	High Plains Community Development Corp	Dawes, Sioux, Boxe Butte and Sheridan Counties	U/N	Downpayment Assistance	U/N	\$200,000	U/N	U/N	\$38,600	19%	\$238,600	20	U/N	N/A	4.8	\$409,288
U/N	09-TFHP-3023	Lincoln County Community Dev. Corp.	Lincoln County	U/N	Downpayment Assistance	U/N	\$190,000	U/N	U/N	\$10,000	5%	\$200,000	16	U/N	N/A	2.1	\$207,659
U/N	09-TFHP-3030	McCook Econ. Dev. Corp.	McCook	U/N	Downpayment Assistance	U/N	\$190,000	U/N	U/N	\$0	0%	\$190,000	26	U/N	N/A	3.0	\$304,428

Congressional District	Application Awarded	Organization Awarded	Project Location	Project Description	Project Summary	Grant Amount Requested	Amount Awarded	Amount of Cash Match	Percent of Cash Match	Amount Leveraged	Percent of Leverage	Total Project Cost	# of Units	Occupancy Rate	Expected Monthly	Employment Generated	Community Investment
U/N	09-TFHP-1010	Western Nebraska Housing Opportunities (WNHO)	Scottsbluff County	U/N	Downpayment Assistance/Rehab	U/N	\$305,000	U/N	U/N	\$3,880,000	1272%	\$4,185,000	75	U/N	N/A	67.5	\$7,308,680
U/N	09-TFHP-5002	Neighborworks Northeast	Colfax, Cuming, Madison, Pierce, Platte, Stanton and Wayne Counties	U/N	Purchase/Rehab/Re-sale	U/N	\$643,500	U/N	U/N	\$1,222,500	190%	\$1,866,000	15	U/N	N/A	24.8	\$2,625,831
U/N	09-TFHP-5018	Norfolk Area Habitat for Humanity	Norfolk	U/N	New Construction/Downpayment Assistance	U/N	\$308,000	U/N	U/N	\$196,000	64%	\$504,000	3	U/N	N/A	8.6	\$878,293
U/N	09-TFHP-6001	Seward	Seward	U/N	Downpayment Assistance	U/N	\$338,000	U/N	U/N	\$1,120,000	331%	\$1,458,000	20	U/N	N/A	19.8	\$2,206,513
U/N	09-TFHP-6005	York County	York County	U/N	Downpayment Assistance/Rehab	U/N	\$329,900	U/N	U/N	\$840,000	255%	\$1,169,900	14	U/N	N/A	22.2	\$2,383,723
U/N	09-TFHP-6003	Blue Valley Community Action	Gage, Butler, Fillmore, Jefferson, Polk, York, Saline & Thayer Co.	U/N	Downpayment Assistance/Rehab	U/N	\$400,000	U/N	U/N	\$1,464,500	366%	\$1,864,500	28	U/N	N/A	27.9	\$2,818,164
U/N	09-TFHP-8020	Neighborworks Lincoln	Lincoln	U/N	Downpayment Assistance	U/N	\$400,000	U/N	U/N	\$1,750,000	438%	\$2,150,000	17	U/N	N/A	40.9	\$4,380,717
U/N	09-TFHP-6035	Thayer County	Thayer County	U/N	Downpayment Assistance/Rehab	U/N	\$288,000	U/N	U/N	\$600,000	208%	\$888,000	10	U/N	N/A	3.7	\$426,876
U/N	08-TFHO-6114	Southeast Nebraska Affordable Housing Council	Otoe, Saunders, Butler and Polk	U/N	Owner-occupied Rehab	U/N	\$400,000	U/N	U/N	\$0	0%	\$400,000	14	U/N	N/A	6.0	\$631,137
U/N	09-TFHP-5025	South Sioux City Habitat	South Sioux City	U/N	New Construction/Downpayment Assistance	U/N	\$264,900	U/N	U/N	\$50,000	19%	\$314,900	3	U/N	N/A	4.2	\$442,562
U/N	09-TFHP-4036	Santee Sioux Tribal Housing Authority	Santee	U/N	New Construction/Downpayment Assistance	U/N	\$290,477	U/N	U/N	\$864,523	298%	\$1,155,000	10	U/N	N/A	18.3	\$1,848,780
U/N	08-TFHO-3120	Southwest Nebraska Community Betterment Corp.	Perkins Co	U/N	Owner-occupied Rehab	U/N	\$100,000	U/N	U/N	\$7,350	7%	\$107,350	3	U/N	N/A	2.1	\$190,492
U/N	07-TFHP-7029	Omaha	Omaha	U/N	Downpayment Assistance	U/N	\$400,000	U/N	U/N	\$26,000	7%	\$426,000	90	U/N	N/A	7.6	\$864,319
U/N	09-TFRH-7069	Omaha	Omaha	U/N	New Construction/Rehab/Re-sale	U/N	\$360,000	U/N	U/N	\$5,231,947	1453%	\$5,591,947	28	U/N	U/N	99.8	\$11,345,601
U/N	09-TFHP-7068	Omaha	Omaha	U/N	New Construction	U/N	\$1,030,000	U/N	U/N	\$2,470,000	240%	\$3,500,000	16	U/N	N/A	62.5	\$7,101,212

Congressional District	Application Awarded	Organization Awarded	Project Location	Project Description	Project Summary	Grant Amount Requested	Amount Awarded	Amount of Cash Match	Percent of Cash Match	Amount Leveraged	Percent of Leverage	Total Project Cost	# of Units	Occupancy Rate	Expected Monthly	Employment Generated	Community Investment
U/N	05-TFPD-314	Lincoln County Community Dev. Corp.	Lincoln County & North Platte	U/N	New Construction/Downpayment Assistance	U/N	\$1,700,000	U/N	U/N	\$10,240,000	602%	\$11,940,000	74	N/A	N/A	125.4	\$12,397,242
U/N	09-TFRH-7067	Omaha	Omaha	U/N	New Construction	U/N	\$410,000	U/N	U/N	\$4,627,297	1129%	\$5,037,297	27	U/N	U/N	89.9	\$10,220,262
U/N	09-TFRHHP-3060	Lexington	Lexington	U/N	New Construction	U/N	\$500,000	U/N	U/N	\$5,058,000	1012%	\$5,558,000	32	U/N	U/N	97.8	\$9,464,162
U/N	09-TFRH-5054	Building Futures IV	Norfolk; Madison Co.	U/N	New Construction	U/N	\$29,878	U/N	U/N	\$1,097,700	3674%	\$1,127,578	10	U/N	U/N	19.2	\$1,964,968
U/N	09-TFPD-2055	Ord - Rolling Hills (NNI)	Ord	U/N	Pre-development	U/N	\$25,000	U/N	U/N	\$5,500	22%	\$30,500	0	N/A	N/A	0.3	\$42,000
U/N	09-TFRH-3022	Lincoln County Community Dev. Corp.	North Platte	U/N	Rental/Rehab	U/N	\$191,000	U/N	U/N	\$111,210	58%	\$302,210	3	U/N	U/N	3.2	\$313,783
U/N	09-TFHP-8082	NeighborWorks Lincoln	Lincoln	U/N	Downpayment Assistance/Rental	U/N	\$400,000	U/N	U/N	\$1,530,000	383%	\$1,930,000	17	U/N	N/A	36.7	\$3,932,458
U/N	09-TFRH-3080	McCook Econ. Dev. Corp.	McCook	U/N	Rental/Rehab	U/N	\$192,112	U/N	U/N	\$0	0%	\$192,112	24	U/N	U/N	3.0	\$307,812
U/N	09-TFHO-1077	Nebraska Housing Developers Assoc. (NHDA)	Statewide	U/N	Owner-occupied Rehab	U/N	\$200,000	U/N	U/N	\$23,250	12%	\$223,250	6	U/N	N/A	3.6	\$427,617
U/N	09-TFTA-1078	Nebraska Housing Developers Assoc. (NHDA)	Knox & Thurston Counties	U/N	Technical Assistance	U/N	\$40,000	U/N	U/N	\$10,000	25%	\$50,000	0	N/A	N/A	1.2	\$101,699
U/N	09-TFRH-1076	Scotts Bluff Housing Authority	Gering	U/N	Rental/Rehab	U/N	\$150,000	U/N	U/N	\$375,498	250%	\$525,498	24	U/N	U/N	8.5	\$917,729
U/N	09-TFRH-3073	Imperial	Imperial & Chase	U/N	Rental/Rehab	U/N	\$100,000	U/N	U/N	\$77,325	77%	\$177,325	16	U/N	U/N	3.4	\$314,663
U/N	09-TFHP-2059	Ord - Rolling Hills (NNI)	Ord	U/N	New Construction	U/N	\$725,000	U/N	U/N	\$4,423,332	610%	\$5,148,332	20	U/N	N/A	72.4	\$7,122,886
U/N	09-TFRH-1072	Rushville Housing Authority	Rushville	U/N	Rental/Rehab	U/N	\$85,202	U/N	U/N	\$5,000	6%	\$90,202	20	U/N	U/N	2.0	\$154,730
U/N	09-TFHP-8081	Neighborworks Lincoln	Lincoln (Lancaster Co., Malone Neighborhood)	U/N	New Construction	U/N	\$500,000	U/N	U/N	\$4,161,437	832%	\$4,661,437	18	U/N	N/A	88.6	\$9,497,879
U/N	09-TFRH-7069	City of Omaha	City of Omaha	U/N	New Construction/Rental	U/N	\$360,000	U/N	U/N	\$5,231,947	1453%	\$5,591,947	3	U/N	U/N	89.5	\$9,467,668
U/N	10-TFHP-3007	Keith County Housing Dev. Corp.	Ogallala	U/N	Downpayment Assistance/Rental	U/N	\$80,900	U/N	U/N	\$0	0%	\$80,900	1	U/N	N/A	1.4	\$123,362
U/N	10-TFHP-3025	McCook Econ. Dev. Corp.	Red Willow County	U/N	Downpayment Assistance/Rental	U/N	\$251,340	U/N	U/N	\$4,380	2%	\$255,720	6	U/N	N/A	4.0	\$409,728

Congressional District	Application Awarded	Organization Awarded	Project Location	Project Description	Project Summary	Grant Amount Requested	Amount Awarded	Amount of Cash Match	Percent of Cash Match	Amount Leveraged	Percent of Leverage	Total Project Cost	# of Units	Occupancy Rate	Expected Monthly	Employment Generated	Community Investment
U/N	10-TFTA-1002	High Plains	Butte, Daves, Sheridan, Sioux Counties	U/N	Technical Assistance	U/N	\$20,000	U/N	U/N	\$28,120	141%	\$48,120	0	N/A	N/A	0.8	\$66,333
U/N	10-TFTA-6005	Southeast Nebraska Community Action	Cass, Johnson, Nemaha, Otoe, Pawnee, Richardson & Sarpy Counties	U/N	Technical Assistance	U/N	\$25,000	U/N	U/N	\$2,500	10%	\$27,500	0	N/A	N/A	0.5	\$49,664
U/N	10-TFTA-4013	Housing Dev. Corp.	Adams, Clay, Hall, Nuckolls, & Webster Counties	U/N	Technical Assistance	U/N	\$40,000	U/N	U/N	\$28,670	72%	\$68,670	0	N/A	N/A	1.2	\$124,016
U/N	10-TFRH-1009	Western Nebraska Housing Opportunities (WNHO)	Scotts Bluff county	U/N	Rental/Rehab	U/N	\$286,300	U/N	U/N	\$286,400	100%	\$572,700	6	U/N	U/N	9.2	\$1,000,163
U/N	10-TFHP-5030	Hartington	Hartington	U/N	Infrastructure	U/N	\$400,000	U/N	U/N	\$1,378,803	345%	\$1,778,803	7	U/N	N/A	23.8	\$2,503,126
U/N	10-TFHP-3028	Lincoln County Community Dev. Corp.	Lincoln Co., Brady, Hershey, Maxwell, North Platte, Sutherland, Wallace, Wellfleet	U/N	Purchase/Rehab/Re-sale	U/N	\$200,000	U/N	U/N	\$263,000	132%	\$463,000	6	U/N	N/A	4.9	\$480,731
U/N	10-TFHP-2015	Bassett	Bassett	U/N	New Construction	U/N	\$131,700	U/N	U/N	\$67,550	51%	\$199,250	1	U/N	N/A	3.5	\$274,666
U/N	10-TFHP-2016	Burwell	Burwell	U/N	New Construction	U/N	\$171,965	U/N	U/N	\$10,550	6%	\$182,515	1	U/N	N/A	3.2	\$251,597
U/N	10-TFHP-4012	Housing Dev. Corp.	Adams, Clay, Hall, Nuckolls, & Webster Counties	U/N	Purchase/Rehab/Re-sale	U/N	\$150,000	U/N	U/N	\$0	0%	\$150,000	3	U/N	N/A	2.6	\$270,896
U/N	10-TFDH-6069	Southeast Nebraska Affordable Housing Council	Cass, Otoe, Saunders Counties	U/N	Owner-occupied Rehab	U/N	\$120,000	U/N	U/N	\$0	0%	\$120,000	14	N/A	N/A	2.2	\$216,716
U/N	10-TFDH-1047	PADD	Sioux, Scotts Bluff, Morrill, Cheyenne, & Garden Counties	U/N	Owner-occupied Rehab	U/N	\$120,000	U/N	U/N	\$0	0%	\$120,000	14	N/A	N/A	1.9	\$209,568
U/N	10-TFDH-4046	Housing Dev. Corp.	Adams, Nuckolls, & Webster Counties	U/N	Owner-occupied Rehab	U/N	\$120,000	U/N	U/N	\$0	0%	\$120,000	14	N/A	N/A	2.1	\$216,717
U/N	10-TFDH-3042	WCommunity Development	Dawson County	U/N	Owner-occupied Rehab	U/N	\$240,000	U/N	U/N	\$0	0%	\$240,000	26	N/A	N/A	4.2	\$408,672
U/N	10-TFDH-2043	Central Nebraska Econ. Dev. District (CNEDD), Inc.	Blaine, Boyd, Brown, Cherry, Custer, Garfield, Greeley, Hamilton, Holt, Howard, Keya Paha, Loup, Rock, Sherman, Valley, & Wheeler Counties	U/N	Owner-occupied Rehab	U/N	\$240,000	U/N	U/N	\$0	0%	\$240,000	27	N/A	N/A	4.2	\$330,840

Congressional District	Application Awarded	Organization Awarded	Project Location	Project Description	Project Summary	Grant Amount Requested	Amount Awarded	Amount of Cash Match	Percent of Cash Match	Amount Leveraged	Percent of Leverage	Total Project Cost	# of Units	Occupancy Rate	Expected Monthly	Employment Generated	Community Investment
U/N	10-TFDH-5044	Northeast Economic Development, Inc.	Antelope, Boone, Burt, Colfax, Cuming, Dodge, Rural Douglas, Knox, Madison, nance, Pierce, Platte, Stanton, Washington, & Wayne Counties	U/N	Owner-occupied Rehab	U/N	\$240,000	U/N	U/N	\$0	0%	\$240,000	27	N/A	N/A	3.2	\$334,146
U/N	10-TFHP-5072	South Sioux City Habitat	City of Sioux City	U/N	New Neighborhoods	U/N	\$750,000	U/N	U/N	\$3,541,814	472%	\$4,291,814	U/N	U/N	N/A	72.6	\$7,668,873
U/N	10-TFHP-6035	Neighborworks Lincoln	City of Lincoln & Lancaster County	U/N	Downpayment Assistance/ Rental	U/N	\$400,000	U/N	U/N	\$1,580,000	395%	\$1,980,000	30	U/N	N/A	37.7	\$4,034,335
U/N	10-TFHP-6033	Nebraska City	Nebraska City	U/N	Downpayment Assistance/ Rental	U/N	\$285,200	U/N	U/N	\$720,000	252%	\$1,005,200	12	U/N	N/A	18.4	\$1,815,358
U/N	10-TFHO-7065	City of Omaha	City of Omaha	U/N	Owner-occupied Rehab	U/N	\$183,000	U/N	U/N	\$150,000	82%	\$0	10	U/N	N/A	0.0	\$0
U/N	10-TFHP-7064	City of Omaha	City of Omaha	U/N	New Construction/ Downpayment Assistance	U/N	\$617,000	U/N	U/N	\$3,277,000	531%	\$3,894,000	22	U/N	N/A	62.3	\$6,592,892
U/N	11-TFTA-3011	Southwest Nebraska Community Betterment Corp.	Perkins, Chase, Dundy, Hitchcock and Hayes Counties	U/N	Technical Assistance	U/N	\$25,000	U/N	U/N	\$2,500	10%	\$27,500	0	N/A	N/A	0.4	\$46,941
U/N	11-TFHO-1055	Community Action Partnership of Western Nebraska	Counties of: Morrill, Scotts Bluffs	U/N	Owner-occupied Rehab	U/N	\$200,000	U/N	U/N	\$0	0%	\$200,000	7	U/N	N/A	3.4	\$357,372
U/N	11-TFRH-1010	Western Nebraska Housing Opportunities (WNHO)	Scotts Bluff County	U/N	Rental/Rehab	U/N	\$433,800	U/N	U/N	\$438,000	101%	\$871,800	8	U/N	U/N	14.1	\$1,488,127
U/N	11-TFHP-5003	Neighborworks Northeast Nebraska	Cities of Norfolk, including Woodland Park, Columbus, and Schuyler	U/N	Purchase/Rehab/ Re-sale	U/N	\$468,815	U/N	U/N	\$50,000	11%	\$518,815	10	U/N	N/A	8.4	\$885,596
U/N	11-TFHP-3024	Lincoln County Community Dev. Corp.	North Platte	U/N	New Construction	U/N	\$265,500	U/N	U/N	\$30,000	11%	\$295,500	3	U/N	N/A	4.8	\$504,407
U/N	11-TFHP-2015	Central Nebraska Econ. Dev. District (CNEDD), Inc.	Village of Stuart and City of Sargent	U/N	New Construction	U/N	\$507,639	U/N	U/N	\$87,690	17%	\$595,329	3	U/N	N/A	9.6	\$1,016,203
U/N	11-TFHP-2013	Village of Butte	Village of Butte	U/N	Purchase/Rehab/ Re-sale	U/N	\$161,720	U/N	U/N	\$10,000	6%	\$171,720	2	U/N	N/A	2.8	\$293,119
U/N	11-TFHP-6025	Blue Valley Community Action	Counties of: Butler, Fillmore, Gage, Jefferson, Polk, Saline, Seward, Thayer, and York	U/N	Purchase/Rehab/ Re-sale	U/N	\$300,458	U/N	U/N	\$0	0%	\$300,458	3	U/N	N/A	5.1	\$536,877
U/N	11-TFHO-7057	City of Omaha	City of Omaha	U/N	Owner-occupied Rehab	U/N	\$222,000	U/N	U/N	\$175,000	79%	\$397,000	11	U/N	N/A	6.4	\$672,157

Congressional District	Application Awarded	Organization Awarded	Project Location	Project Description	Project Summary	Grant Amount Requested	Amount Awarded	Amount of Cash Match	Percent of Cash Match	Amount Leveraged	Percent of Leverage	Total Project Cost	# of Units	Occupancy Rate	Expected Monthly	Employment Generated	Community Investment
U/N	11-TFHP-7058	City of Omaha	City of Omaha	U/N	New Construction/Downpayment Assistance	U/N	\$333,000	U/N	U/N	\$1,565,000	470%	\$1,898,000	11	U/N	N/A	30.4	\$3,213,484
U/N	11-TFHP-7059	City of Omaha	City of Omaha	U/N	Downpayment Assistance	U/N	\$445,000	U/N	U/N	\$400,000	90%	\$845,000	7	U/N	N/A	13.5	\$1,430,661
U/N	12-TFTA-3011	Lincoln County Community Development Corp.	Villages of: Brady, Curtis, Hershey, Maxwell, Sutherland, Wallace, and Wellfleet; City of North Platte	U/N	Operating Assistance	U/N	\$25,000	U/N	U/N	\$94,000	376%	\$119,000	0	N/A	N/A	1.9	\$201,478
U/N	12-TFTA-2030	Central Nebraska Economic Development, Inc.	Counties of: Blaine, Boyd, Brown, Cherry, Custer, Greeley, Garfield, Hamilton, Holt, Howard, Keya Paha, Loup, Merrick, Rock, Sherman, Valley, and Wheeler	U/N	Operating Assistance	U/N	\$25,000	U/N	U/N	\$20,000	80%	\$45,000	0	N/A	N/A	0.7	\$76,189
U/N	12-TFTA-6004	Southeast Nebraska Community Action	Counties of: Cass, Johnson, Nemaha, Otoe, Pawnee, Richardson, and Sarpy	U/N	Operating Assistance	U/N	\$25,000	U/N	U/N	\$2,500	10%	\$27,500	0	N/A	N/A	0.4	\$46,560
U/N	12-TFTA-5037	Ho-Chunk Community Development Corp.	Village of Winnebago	U/N	Operating Assistance	U/N	\$25,000	U/N	U/N	\$2,500	10%	\$27,500	0	N/A	N/A	0.4	\$46,560
U/N	12-TFRH-2032	Village of Wolbach	Village of Wolbach	U/N	Rental/Rehab	U/N	\$126,795	U/N	U/N	\$0	0%	\$126,795	4	U/N	U/N	2.0	\$214,675
U/N	12-TFRH-2031	Central Nebraska Economic Development, Inc.	The counties of: Blaine, Boyd, Brown, Cherry, Custer, Garfield, Greeley, hamilton, Holt, Howard, Keya Paha, Loup, Merrick, Rock, Sherman, Valley and Wheeler	U/N	Rental/Rehab	U/N	\$150,780	U/N	U/N	\$0	0%	\$150,780	5	U/N	U/N	2.4	\$255,284
U/N	12-TFRH-2029	Stuart Village Manor	Village of Stuart	U/N	New Construction/Rental	U/N	\$255,000	U/N	U/N	\$89,224	35%	\$344,224	2	U/N	U/N	5.5	\$582,802
U/N	12-TFRH-5034	City of Norfolk	City of Norfolk	U/N	Rental/Rehab	U/N	\$501,905	U/N	U/N	\$422,620	84%	\$924,525	7	U/N	U/N	14.8	\$1,565,304
U/N	12-TFRH-3012	Lincoln County Community Development Corp.	City of North Platte	U/N	Rental/Rehab	U/N	\$195,040	U/N	U/N	\$31,540	16%	\$226,580	4	U/N	U/N	3.6	\$383,620
U/N	12-TFHP-5051	City of Columbus	City of Columbus	U/N	New Construction	U/N	\$500,000	U/N	U/N	\$223,000	45%	\$723,000	9	U/N	N/A	11.6	\$1,224,104
U/N	12-TFHO-6002	Southeast Nebraska Community Action	Counties of: Johnson, Nemaha, Pawnee, and Richardson	U/N	Owner-occupied Rehab	U/N	\$400,000	U/N	U/N	\$40,000	10%	\$440,000	14	U/N	N/A	7.0	\$744,959

Congressional District	Application Awarded	Organization Awarded	Project Location	Project Description	Project Summary	Grant Amount Requested	Amount Awarded	Amount of Cash Match	Percent of Cash Match	Amount Leveraged	Percent of Leverage	Total Project Cost	# of Units	Occupancy Rate	Expected Monthly	Employment Generated	Community Investment
U/N	12-TFHP-1010	Western Nebraska Housing Opportunities	Cities of: Gering and Scottsbluff; The county of Scotts Bluff County	U/N	Downpayment Assistance	U/N	\$134,000	U/N	U/N	\$25,000	19%	\$159,000	35	U/N	N/A	2.5	\$269,201
U/N	12-TFHP-1009	Village of Gering	Village of Gering	U/N	New Construction/Downpayment Assistance	U/N	\$465,000	U/N	U/N	\$448,500	96%	\$913,500	5	U/N	N/A	14.6	\$1,546,637
U/N	12-TFHP-1035	High Plains Community Development Corp.	Counties of: Dawes, Sheridan, Sioux, Box Butte, and Morrill	U/N	Downpayment Assistance	U/N	\$75,000	U/N	U/N	\$0	0%	\$75,000	12	U/N	N/A	1.2	\$126,982
U/N	12-TFHP-6005	City of Seward	Seward County	U/N	Downpayment Assistance/Rental	U/N	\$349,000	U/N	U/N	\$840,000	241%	\$1,189,000	14	U/N	N/A	19.0	\$2,013,084
U/N	12-TFHP-6016	Thayer County Development Alliance	Thayer County	U/N	Downpayment Assistance/Rental	U/N	\$157,500	U/N	U/N	\$300,000	190%	\$457,500	5	U/N	N/A	7.3	\$774,589
U/N	12-TFHP-6006	Southeast Nebraska Community Action	Counties of: Cass, Johnson, Nemaha, Otoe, Pawnee, Richardson, and Sarpy	U/N	Downpayment Assistance/Rental	U/N	\$400,000	U/N	U/N	\$710,500	178%	\$1,110,500	15	U/N	N/A	17.8	\$1,880,176
U/N	12-TFHP-5017	Northeast Economic Development, Inc.	Counties of: Burt, Cedar, Colfax, Cuming, Dakota, Dodge, Dixon, Rural Douglas, Madison, Pierce, Platte, Stanton, Thurston, Washinton, and Wayne	U/N	New Construction/Downpayment Assistance	U/N	\$365,800	U/N	U/N	\$110,000	30%	\$475,800	4	U/N	N/A	7.6	\$805,572
U/N	12-TFHP-3052	Southwest Nebraska Community Betterment Corporation	Cities of: Imperial, Wauneta, and Grant	U/N	Downpayment Assistance	U/N	\$95,650	U/N	U/N	\$0	0%	\$95,650	4	U/N	N/A	1.5	\$161,944
U/N	12-TFHO-7058	Omaha	City of Omaha	U/N	Owner-occupied Rehab	U/N	\$400,000	U/N	U/N	\$0	0%	\$400,000	20	U/N	N/A	6.4	\$677,236
U/N	12-TFHP-7059	Omaha	City of Omaha	U/N	New Construction	U/N	\$850,000	U/N	U/N	\$0	0%	\$850,000	18	U/N	N/A	13.6	\$1,439,126
U/N	12-TFHP-8023	Neighborworks Lincoln	City of Lincoln	U/N	Purchase/Rehab/Re-sale	U/N	\$200,000	U/N	U/N	\$0	0%	\$200,000	4	U/N	N/A	3.2	\$338,618
U/N	13-TFTA-1002	High Plains Community Development Corporation	Counties of: Box Butte, Dawes, Sheridan, and Sioux	U/N	Operating Assistance	U/N	\$30,000	U/N	U/N	\$20,000	67%	\$50,000	0	N/A	N/A	0.4	\$90,903
U/N	13-TFHP-1025	Western Nebraska Housing Opportunity	City of Scottsbluff	U/N	New Construction	U/N	\$444,600	U/N	U/N	\$32,000	7%	\$476,600	4	U/N	N/A	3.7	\$866,487

Congressional District	Application Awarded	Organization Awarded	Project Location	Project Description	Project Summary	Grant Amount Requested	Amount Awarded	Amount of Cash Match	Percent of Cash Match	Amount Leveraged	Percent of Leverage	Total Project Cost	# of Units	Occupancy Rate	Expected Monthly	Employment Generated	Community Investment
U/N	13-TFHO-1039	Community Action Partnership of Western Nebraska	Counties of: Banner, Cheyenne, Deuel, Garden, Kimball, Morrill, Scottsbluff	U/N	Owner-occupied Rehab	U/N	\$337,000	U/N	U/N	\$53,075	16%	\$390,075	11	U/N	N/A	3.1	\$709,180
U/N	13-TFTA-1045	Community Action Partnership of Western Nebraska	Counties of: Banner, Cheyenne, Deuel, Garden, Kimball, Morrill, and Scotts Bluff	U/N	Operating Assistance	U/N	\$30,000	U/N	U/N	\$5,000	17%	\$35,000	0	N/A	N/A	0.3	\$63,632
U/N	13-TFRH-1074	City of Sidney	City of Sidney	U/N	New Neighborhoods	U/N	\$500,000	U/N	U/N	\$0	0%	\$500,000	4	U/N	U/N	3.9	\$909,030
U/N	13-TFHO-2019	Central Nebraska Economic Development, Inc.	Counties of: Blaine, Boyd, Brown, Cherry, Custer, Greeley, Garfield, Hamilton, Holt, Howard, Keya Paha, Loup, Merrick, Rock, Sherman, Valley, and Wheeler	U/N	Owner-occupied Rehab	U/N	\$188,000	U/N	U/N	\$0	0%	\$188,000	6	U/N	N/A	1.5	\$341,795
U/N	13-TFHP-2020	Midwest Housing Initiatives, Inc	City of Broken Bow	U/N	New Construction	U/N	\$432,000	U/N	U/N	\$172,500	40%	\$604,500	6	U/N	N/A	4.7	\$1,099,017
U/N	13-TFTA-3014	Southwest Nebraska Community Betterment Corporation	Counties of: Perkins, Chase, Dundy, Hayes, and Hitchcock	U/N	Operating Assistance	U/N	\$30,000	U/N	U/N	\$0	0%	\$30,000	0	N/A	N/A	0.2	\$54,542
U/N	13-TFHP-3036	McCook Economic Dev. Corp.	City of McCook	U/N	Purchase/Rehab/ Re-sale	U/N	\$300,000	U/N	U/N	\$4,500	2%	\$304,500	3	U/N	N/A	2.4	\$553,599
U/N	13-TFTA-3046	West Central Nebraska Dev. Dist.	Counties of: Grant, Hooker, Thomas, Arthur, McPherson, Logan, Keith, Perkins, Lincoln, Dawson, Chase, Hayes, Frontier, Gosper, Dundy, Hitchcock, Red Willow and Furnas	U/N	Operating Assistance	U/N	\$30,000	U/N	U/N	\$5,000	17%	\$35,000	0	N/A	N/A	0.3	\$63,632
U/N	13-TFHO-4009	Community Action Partnership of Mid-Nebraska	Counties of: Buffalo, Franklin, Harlan, Kearney, and Phelps	U/N	Owner-occupied Rehab	U/N	\$226,122	U/N	U/N	\$0	0%	\$226,122	8	U/N	N/A	1.8	\$411,103
U/N	13-TFTA-4010	Community Action Partnership of Mid-Nebraska	Counties of: Buffalo, Franklin, Frontier, Furnas, Gosper, Harlan, Kearney, Phelps, and Red Willow	U/N	Operating Assistance	U/N	\$30,000	U/N	U/N	\$0	0%	\$30,000	0	N/A	N/A	0.2	\$54,542
U/N	13-TFRH-4023	St. Paul Housing Authority	City of St. Paul	U/N	New Construction/ Rental	U/N	\$443,050	U/N	U/N	\$0	0%	\$443,050	3	U/N	U/N	3.5	\$805,491

Congressional District	Application Awarded	Organization Awarded	Project Location	Project Description	Project Summary	Grant Amount Requested	Amount Awarded	Amount of Cash Match	Percent of Cash Match	Amount Leveraged	Percent of Leverage	Total Project Cost	# of Units	Occupancy Rate	Expected Monthly	Employment Generated	Community Investment
U/N	13-TFRH-4026	Central Nebraska Community Services, Inc.	Cities of: Loup City, Central City, O'Neill, Cairo, Ainsworth and Greeley	U/N	Rental/Rehab	U/N	\$357,628	U/N	U/N	\$0	0%	\$357,628	24	U/N	U/N	2.8	\$650,189
U/N	13-TFTA-4032	Housing Development Corporation - Hastings	Counties of: Adams, Clay, Hall, Nuckolls, and Webster	U/N	Operating Assistance	U/N	\$30,000	U/N	U/N	\$35,000	117%	\$65,000	0	N/A	N/A	0.5	\$118,174
U/N	13-TFHP-5015	Wayne Community Housing Dev. Corp.	Counties of: Burt, Cumming, Dodge, Thurston, Washington and Wayne	U/N	Purchase/Rehab/ Re-sale	U/N	\$295,000	U/N	U/N	\$676,000	229%	\$971,000	8	U/N	N/A	7.6	\$1,765,336
U/N	13-TFTA-5022	Neighborworks Northeast Nebraska	Counties of: Colfax, Cuming, Madison, Peirce, Platte, Stanton and Wayne	U/N	Operating Assistance	U/N	\$30,000	U/N	U/N	\$89,500	298%	\$119,500	0	N/A	N/A	0.9	\$217,258
U/N	13-TFTA-5027	Coalition for a Better Community	City of Walthill	U/N	Operating Assistance	U/N	\$30,000	U/N	U/N	\$5,694	19%	\$35,694	0	N/A	N/A	0.3	\$64,894
U/N	13-TFHP-5034	Three Rivers Housing	City of Lyons	U/N	New Construction	U/N	\$395,300	U/N	U/N	\$0	0%	\$395,300	3	U/N	N/A	3.1	\$718,679
U/N	13-TFTA-5035	Three Rivers Housing	Counties of: Burt, Cuming, Dodge, and Washington	U/N	Operating Assistance	U/N	\$30,000	U/N	U/N	\$10,000	33%	\$40,000	0	N/A	N/A	0.3	\$72,722
U/N	13-TFHP-6003	Fillmore County.	County of Fillmore	U/N	Downpayment Assistance/ Rental	U/N	\$229,120	U/N	U/N	\$0	0%	\$229,120	8	U/N	N/A	1.8	\$416,554
U/N	13-TFTA-6004	Blue Valley Community Action	Counties of: Butler, Fillmore, Gage, Jefferson, Polk, Saline, Seward, Thayer, and York	U/N	Operating Assistance	U/N	\$30,000	U/N	U/N	\$2,500	8%	\$32,500	0	N/A	N/A	0.3	\$59,087
U/N	13-TFHO-6005	Blue Valley Community Action	Counties of: Fillmore, Gage, Jefferson, Saline, Thayer, and York	U/N	Owner-occupied Rehab	U/N	\$200,000	U/N	U/N	\$0	0%	\$200,000	7	U/N	N/A	1.6	\$363,612
U/N	13-TFHP-6006	Blue Valley Community Action	Counties of: Butler, Fillmore, Gage, Jefferson, Polk, Saline, Seward, Thayer, and York	U/N	Downpayment Assistance/ Rental	U/N	\$300,000	U/N	U/N	\$0	0%	\$300,000	8	U/N	N/A	2.3	\$545,418
U/N	13-TFTA-8021	Nebraska Housing Developers	Statewide	U/N	Operating Assistance	U/N	\$30,000	U/N	U/N	\$10,000	33%	\$40,000	0	N/A	N/A	0.3	\$72,722
U/N	13-TFHP-8049	NeighborWorks Lincoln	City of Lincoln	U/N	Downpayment Assistance/ Rental	U/N	\$221,300	U/N	U/N	\$0	0%	\$221,300	7	U/N	N/A	1.7	\$402,337
U/N	13-TFTA-8051	NeighborWorks Lincoln	City of Lincoln	U/N	Operating Assistance	U/N	\$30,000	U/N	U/N	\$60,000	200%	\$90,000	0	N/A	N/A	0.7	\$163,625
U/N	14-TFHO-3017	Nebraska Housing Developers	Statewide	U/N	Owner-occupied Rehab	U/N	\$310,000	U/N	U/N	\$0	0%	\$310,000	0	U/N	N/A	2.4	\$563,599

Congressional District	Application Awarded	Organization Awarded	Project Location	Project Description	Project Summary	Grant Amount Requested	Amount Awarded	Amount of Cash Match	Percent of Cash Match	Amount Leveraged	Percent of Leverage	Total Project Cost	# of Units	Occupancy Rate	Expected Monthly	Employment Generated	Community Investment
U/N	14-TFHO-3018	Humboldt	City of Humboldt	U/N	Owner-occupied Rehab	U/N	\$166,485	U/N	U/N	\$0	0%	\$166,485	0	U/N	N/A	1.3	\$302,680
U/N	14-TFHO-7074	City of Omaha	City of Omaha	U/N	Owner-occupied Rehab	U/N	\$472,000	U/N	U/N	\$320,000	68%	\$792,000	U/N	U/N	N/A	6.2	\$1,439,904
U/N	14-TFHP-01016	Neighborworks Northeast Ne	U/N	U/N	Purchase/Rehab/Re-sale	U/N	\$500,000	U/N	U/N	\$75,000	15%	\$575,000	0	U/N	N/A	4.5	\$1,045,385
U/N	14-TFHP-01042	NeighborWorks Lincoln	City of Lincoln	U/N	Downpayment Assistance/Rental	U/N	\$442,252	U/N	U/N	\$0	0%	\$442,252	0	U/N	N/A	3.5	\$804,041
U/N	14-TFHP-3005	High Plains Community Development Corporation	U/N	U/N	Purchase/Rehab/Re-sale/Downpayment Assistance	U/N	\$497,740	U/N	U/N	\$77,300	16%	\$575,040	0	U/N	N/A	4.5	\$1,045,457
U/N	14-TFHP-7072	City of Omaha	City of Omaha	U/N	Purchase/Rehab/Re-sale	U/N	\$483,800	U/N	U/N	\$370,000	76%	\$853,800	0	U/N	N/A	6.7	\$1,552,260
U/N	14-TFHP-7073	City of Omaha	City of Omaha	U/N	New Construction	U/N	\$483,800	U/N	U/N	\$938,200	194%	\$1,422,000	0	U/N	N/A	11.1	\$2,585,281
U/N	14-TFHP-7076	Habitat for Humanity	City of Omaha	U/N	Purchase/Rehab/Re-sale	U/N	\$450,000	U/N	U/N	\$1,592,550	354%	\$2,042,550	0	U/N	N/A	16.0	\$3,713,478
U/N	14-TFHP-7077	Habitat for Humanity	City of Omaha	U/N	New Construction	U/N	\$500,000	U/N	U/N	\$2,990,000	598%	\$3,490,000	0	U/N	N/A	27.3	\$6,345,029
U/N	14-TFRH-01028	Pender Community Development	City of Pender	U/N	Rental	U/N	\$732,950	U/N	U/N	\$81,500	11%	\$814,450	0	U/N	U/N	6.4	\$1,480,719
U/N	14-TFRH-01038	Madison	City of Madison	U/N	Rental	U/N	\$599,798	U/N	U/N	\$303,600	51%	\$903,398	0	U/N	U/N	7.1	\$1,642,432
U/N	14-TFRHC-3029	Sherman County	City of Loup City	U/N	Rental	U/N	\$716,750	U/N	U/N	\$79,700	11%	\$796,450	0	U/N	U/N	6.2	\$1,447,994
U/N	14-TFRHC-3034	Aurora Housing Development Corp.	City of Aurora	U/N	Rental	U/N	\$800,000	U/N	U/N	\$250,000	31%	\$1,050,000	0	U/N	U/N	8.2	\$1,908,963
U/N	14-TFTA-7080	Habitat for Humanity	City of Omaha	U/N	Technical Assistance	U/N	\$60,000	U/N	U/N	\$940,000	1567%	\$1,000,000	0	N/A	N/A	7.8	\$1,818,060
U/N	14-TFDH-069	Northeast Economic Development, Inc.	U/N	U/N	Disaster Relief Rehabilitation	U/N	\$320,000	U/N	U/N	\$0	0%	\$320,000	0	N/A	N/A	2.5	\$581,779
U/N	14-TFDH-070	Blue Valley Community Action, Inc.	U/N	U/N	Disaster Relief Rehabilitation	U/N	\$160,000	U/N	U/N	\$0	0%	\$160,000	0	N/A	N/A	1.3	\$290,890
U/N	14-TFDH-071	Southeast NE Affordable Housing Council	U/N	U/N	Disaster Relief Rehabilitation	U/N	\$160,000	U/N	U/N	\$0	0%	\$160,000	0	N/A	N/A	1.3	\$290,890
U/N	14-TFTAN-3004	Wayne Community Housing	U/N	U/N	Technical Assistance	U/N	\$60,000	U/N	U/N	\$99,211	165%	\$159,211	11	N/A	N/A	1.2	\$289,455
U/N	14-TFTAC-3036	South Central Economic Development District	U/N	U/N	Technical Assistance	U/N	\$60,000	U/N	U/N	\$7,000	12%	\$67,000	15	N/A	N/A	0.5	\$121,810
U/N	14-TFTAN-3026	Northeast Housing Imitative, Inc., Inc	U/N	U/N	Technical Assistance	U/N	\$60,000	U/N	U/N	\$28,844	48%	\$88,844	17	N/A	N/A	0.7	\$161,524
U/N	14-TFTAW-3048	McCook Economic Dev. Corp.	U/N	U/N	Technical Assistance	U/N	\$60,000	U/N	U/N	\$7,000	12%	\$67,000	15	N/A	N/A	0.5	\$121,810

Congressional District	Application Awarded	Organization Awarded	Project Location	Project Description	Project Summary	Grant Amount Requested	Amount Awarded	Amount of Cash Match	Percent of Cash Match	Amount Leveraged	Percent of Leverage	Total Project Cost	# of Units	Occupancy Rate	Expected Monthly	Employment Generated	Community Investment
U/N	14-TFTAC-3002	Central Nebraska Community Services, Inc.	U/N	U/N	Technical Assistance	U/N	\$60,000	U/N	U/N	\$4,483	7%	\$64,483	10	N/A	N/A	0.5	\$117,234
U/N	15-TFHO-15038	City of Fremont	City of Fremont	U/N	Owner-occupied Rehab	U/N	\$349,994	U/N	U/N	\$0	0%	\$349,994	11	U/N	N/A	2.7	\$636,310
U/N	15-TFHO-16056	City of Syracuse	City of Syracuse	U/N	Owner-occupied Rehab	U/N	\$420,988	U/N	U/N	\$0	0%	\$420,988	15	U/N	N/A	3.3	\$765,381
U/N	15-TFHO-27047	City of Omaha	City of Omaha	U/N	Owner-occupied Rehab	U/N	\$500,000	U/N	U/N	\$340,000	68%	\$840,000	17	U/N	N/A	6.6	\$1,527,170
U/N	15-TFHO-27060	Habitat for Humanity	City of Omaha	U/N	Owner-occupied Rehab	U/N	\$225,000	U/N	U/N	\$0	0%	\$225,000	15	U/N	N/A	1.8	\$409,064
U/N	15-TFHO-34019	City of Wood River	City of Wood River	U/N	Owner-occupied Rehab	U/N	\$321,240	U/N	U/N	\$29,500	9%	\$350,740	10	U/N	N/A	2.7	\$637,666
U/N	15-TFHO-36007	Blue Valley Community Action, Inc.	U/N	U/N	Owner-occupied Rehab	U/N	\$420,240	U/N	U/N	\$13,500	3%	\$433,740	13	U/N	N/A	3.4	\$788,565
U/N	15-TFHP-15044	Norfolk Area Habitat for Humanity	City of Norfolk	U/N	New Construction	U/N	\$222,904	U/N	U/N	\$104,820	47%	\$327,724	2	U/N	N/A	2.6	\$595,822
U/N	15-TFHP-18040	NeighborWorks Lincoln	City of Lincoln	U/N	Downpayment Assistance	U/N	\$472,492	U/N	U/N	\$0	0%	\$472,492	18	U/N	N/A	3.7	\$859,019
U/N	15-TFHP-18041	NeighborWorks Lincoln	City of Lincoln	U/N	New Construction	U/N	\$483,495	U/N	U/N	\$0	0%	\$483,495	6	U/N	N/A	3.8	\$879,023
U/N	15-TFHP-27050	City of Omaha	City of Omaha	U/N	Purchase/Rehab/Re-sale	U/N	\$500,000	U/N	U/N	\$370,000	74%	\$870,000	7	U/N	N/A	6.8	\$1,581,712
U/N	15-TFHP-27058	Habitat for Humanity	City of Omaha	U/N	New Construction	U/N	\$500,000	U/N	U/N	\$450,000	90%	\$950,000	16	U/N	N/A	7.4	\$1,727,157
U/N	15-TFHP-27059	Habitat for Humanity	City of Omaha	U/N	Purchase/Rehab/Re-sale	U/N	\$500,000	U/N	U/N	\$250,000	50%	\$750,000	16	U/N	N/A	5.9	\$1,363,545
U/N	15-TFHP-32030	Central Nebraska Economic Development, Inc.	Counties of: Blaine, Boyd, Brown, Cherry, Custer, Garfield, Greeley, Holt, Keya Paha, Loup, Rock, Sherman, Valley and Wheeler	U/N	Downpayment Assistance/Rental	U/N	\$187,040	U/N	U/N	\$12,000	6%	\$199,040	8	U/N	N/A	1.6	\$361,867
U/N	15-TFHP-33023	Southwest Nebraska Community Betterment Corporation	Counties of: Chase, Dundy, Hayes, Hitchcock and Perkins	U/N	Downpayment Assistance	U/N	\$139,840	U/N	U/N	\$13,500	10%	\$153,340	7	U/N	N/A	1.2	\$278,781
U/N	15-TFHP-33037	Career Services	Communities of: Lexington, Cozad and Gothenburg	U/N	Downpayment Assistance	U/N	\$486,239	U/N	U/N	\$210,914	43%	\$697,153	10	U/N	N/A	5.5	\$1,267,466
U/N	15-TFHP-33053	Lincoln County Community Development Corp.	City of North Platte	U/N	New Construction/Downpayment Assistance	U/N	\$281,740	U/N	U/N	\$70,000	25%	\$351,740	4	U/N	N/A	2.8	\$639,484
U/N	15-TFHP-35028	Wakefield	City of Wakefield	U/N	New Construction	U/N	\$356,759	U/N	U/N	\$25,997	7%	\$382,756	2	U/N	N/A	3.0	\$695,873

Congressional District	Application Awarded	Organization Awarded	Project Location	Project Description	Project Summary	Grant Amount Requested	Amount Awarded	Amount of Cash Match	Percent of Cash Match	Amount Leveraged	Percent of Leverage	Total Project Cost	# of Units	Occupancy Rate	Expected Monthly	Employment Generated	Community Investment
U/N	15-TFHP-36009	Blue Valley Community Action, Inc.	Counties of: Butler, Fillmore, Gage, Jefferson, Polk, Saline, Seward, Thayer and York	U/N	Downpayment Assistance/ Rental	U/N	\$429,039	U/N	U/N	\$16,000	4%	\$445,039	12	U/N	N/A	3.5	\$809,108
U/N	15-TFRH-16062	Nebraska Housing Developers Association	City of David City	U/N	New Construction	U/N	\$787,500	U/N	U/N	\$264,807	34%	\$1,052,307	5	U/N	U/N	8.2	\$1,913,157
U/N	15-TFTA-18039	Neighborworks Lincoln	City of Lincoln	U/N	Technical Assistance	U/N	\$60,000	U/N	U/N	\$0	0%	\$60,000	0	N/A	N/A	0.5	\$109,084
U/N	15-TFTA-18051	Nebraska Housing Developers Association	Statewide	U/N	Technical Assistance	U/N	\$60,000	U/N	U/N	\$3,000	5%	\$63,000	0	N/A	N/A	0.5	\$114,538
U/N	15-TFTA-33027	Career Services	Dawson County	U/N	Technical Assistance	U/N	\$60,000	U/N	U/N	\$99,660	166%	\$159,660	0	N/A	N/A	1.2	\$290,271
U/N	15-TFTA-36008	Blue Valley Community Action, Inc.	Counties of: Butler, Fillmore, Gage, Jefferson, Polk, Saline, Seward, Thayer and York	U/N	Technical Assistance	U/N	\$60,000	U/N	U/N	\$10,000	17%	\$70,000	0	N/A	N/A	0.5	\$127,264
CD1	16-TFHP-15007	NeighborWorks Northeast Nebraska	Communities within Colfax, Cuming, Madison Pierce, Platte, Stanton, Wayne Counties	Purchase/ Rehab/ Resale	Homebuyer	U/N	\$600,000	U/N	U/N	\$970,000	162%	\$1,570,000	14	100%	N/A	12.3	\$2,854,354
CD1	16-TFHP-15050	Three Rivers Housing Development Corporation	Communities within Burt, Cuming, Dodge and Washington Counties	Purchase/ Rehab/ Resale	Homebuyer	U/N	\$346,500	U/N	U/N	\$18,854	5%	\$365,354	7	100%	N/A	2.9	\$664,235
CD1	16-TFHP-18028	NeighborWorks Lincoln	City of Lincoln	Down Payment Asst with Rehab	Homebuyer	U/N	\$220,000	U/N	U/N	\$0	0%	\$220,000	8	100%	N/A	1.7	\$399,973
CD1	16-TFHP-18029	NeighborWorks Lincoln	City of Lincoln excluding blocks between Q & R St & from 22nd to 24th St, Lancaster County	New Construction with Down Payment Asst	Homebuyer	U/N	\$547,500	U/N	U/N	\$648,788	119%	\$1,196,288	5	100%	N/A	9.4	\$2,174,923
CD1	16-TFHP-18053	NeighborWorks Lincoln	City of Lincoln Antelope Square between Q & R St & from 22nd to 24th St, Lancaster County	New Construction with Down Payment Asst & Demolition	Homebuyer	U/N	\$500,000	U/N	U/N	\$7,273,738	1455%	\$7,773,738	12	100%	N/A	60.8	\$14,133,122
CD2	16-TFHP-27038	Habitat for Humanity of Omaha, Inc.	Omaha & Waterloo, Douglas County and Blair, Washington County	Purchase/ Rehab/ Resale	Homebuyer	U/N	\$500,000	U/N	U/N	\$1,481,920	296%	\$1,981,920	16	100%	N/A	15.5	\$3,603,249
CD2	16-TFHP-27039	Habitat for Humanity of Omaha, Inc.	Omaha & Waterloo, Douglas County and Blair, Washington County	New Construction with Demolition	Homebuyer	U/N	\$500,000	U/N	U/N	\$1,789,107	358%	\$2,289,107	16	100%	N/A	17.9	\$4,161,734

Congressional District	Application Awarded	Organization Awarded	Project Location	Project Description	Project Summary	Grant Amount Requested	Amount Awarded	Amount of Cash Match	Percent of Cash Match	Amount Leveraged	Percent of Leverage	Total Project Cost	# of Units	Occupancy Rate	Expected Monthly	Employment Generated	Community Investment
CD2	16-TFHP-27057	City of Omaha	City of Omaha Locust Glen Neighborhood, Douglas County	New Construction with Down Payment Asst	Homebuyer	U/N	\$480,000	U/N	U/N	\$400,000	83%	\$880,000	4	100%	N/A	6.9	\$1,599,893
CD2	16-TFHP-27059	City of Omaha	City of Omaha Clifton Hill Neighborhood, Douglas County	New Construction with Down Payment Asst	Homebuyer	U/N	\$600,000	U/N	U/N	\$1,425,000	238%	\$2,025,000	9	100%	N/A	15.9	\$3,681,572
CD3	16-TFHP-31002	High Plains Community Development Corp.	Communities within Box Butte, Dawes, Morrill, Sheridan, Sioux Counties	Down Payment Asst	Homebuyer	U/N	\$90,000	U/N	U/N	\$67,000	74%	\$157,000	12	100%	N/A	1.2	\$285,435
CD3	16-TFHP-31042	Western Nebraska Housing Opportunities	Communities within Scottsbluff County	Down Payment Asst with Rehab	Homebuyer	U/N	\$130,000	U/N	U/N	\$45,000	35%	\$175,000	34	100%	N/A	1.4	\$318,161
CD3	16-TFHP-34044	Housing Development Corp.	City of Grand Island, Hall County	Purchase/Rehab/ Resale	Homebuyer	U/N	\$400,000	U/N	U/N	\$75,000	19%	\$475,000	3	100%	N/A	3.7	\$863,579
CD3	16-TFHP-36019	Southeast Nebraska Community Action Partnership, Inc.	Communities within Cass, Johnson, Nemaha, Otoe, Pawnee, Richardson and Sarpy Counties	Down Payment Asst with Rehab	Homebuyer	U/N	\$257,400	U/N	U/N	\$10,500	4%	\$267,900	10	100%	N/A	2.1	\$487,058
CD2	16-TFHO-27036	Habitat for Humanity of Omaha, Inc.	Omaha & Waterloo, Douglas County and Blair, Washington County	Owner Occupied Rehab	Homeowner	U/N	\$636,500	U/N	U/N	\$538,650	85%	\$1,175,150	42	100%	N/A	9.2	\$2,136,493
CD2	16-TFHO-27058	City of Omaha	City of Omaha King Science Neighborhood, Douglas County	Owner Occupied Rehab	Homeowner	U/N	\$283,500	U/N	U/N	\$180,000	63%	\$463,500	9	100%	N/A	3.6	\$842,671
CD3	16-TFHO-32009	Central Nebraska Economic Development, Inc.	Communities within Blaine, Boyd, Brown, Cherry, Custer, Garfield, Greeley, Holt, Keya Paha, Loup, Rock, Sherman, Valley and Wheeler Counties	Owner Occupied Rehab	Homeowner	U/N	\$250,000	U/N	U/N	\$20,000	8%	\$270,000	8	100%	N/A	2.1	\$490,876
CD3	16-TFHO-33014	Southwest Community Betterment Corp	Palisade, Hitchcock County	Owner Occupied Rehab	Homeowner	U/N	\$198,750	U/N	U/N	\$16,610	8%	\$215,360	6	100%	N/A	1.7	\$391,537
CD3	16-TFHO-33015	Southwest Community Betterment Corp	Grant, Madrid, Elsie and Venango in Perkins County	Owner Occupied Rehab	Homeowner	U/N	\$231,875	U/N	U/N	\$19,460	8%	\$251,335	7	100%	N/A	2.0	\$456,942
CD3	16-TFHO-33026	Lincoln County Community Development Corp	Brady, Hershey, Maxwell, North Platte, Sutherland, Wallace, Wellfleet, Lincoln County	Owner Occupied Rehab with Demolition	Homeowner	U/N	\$250,000	U/N	U/N	\$15,000	6%	\$265,000	4	100%	N/A	2.1	\$481,786

Congressional District	Application Awarded	Organization Awarded	Project Location	Project Description	Project Summary	Grant Amount Requested	Amount Awarded	Amount of Cash Match	Percent of Cash Match	Amount Leveraged	Percent of Leverage	Total Project Cost	# of Units	Occupancy Rate	Expected Monthly	Employment Generated	Community Investment
CD3	16-TFHO-34035	Superior	City of Superior, Nuckolls County	Owner Occupied Rehab	Homeowner	U/N	\$250,000	U/N	U/N	\$50,000	20%	\$300,000	7	100%	N/A	2.3	\$545,418
CD3	16-TFHO-36012	Fairbury	City of Fairbury, Jefferson County	Owner Occupied Rehab	Homeowner	U/N	\$161,710	U/N	U/N	\$0	0%	\$161,710	7	100%	N/A	1.3	\$293,998
CD1	16-TFRH-15056	Building a Better Tomorrow	Madison Estates, Madison, Madison County	Rental New Construction	Rental	U/N	\$800,000	U/N	U/N	\$215,000	27%	\$1,015,000	4	93%	U/N	7.9	\$1,845,331
CD3	16-TFRH-33055	City of Imperial	Heather Estates II, Imperial, Chase County	Rental New Construction	Rental	U/N	\$786,000	U/N	U/N	\$228,500	29%	\$1,014,500	5	93%	U/N	7.9	\$1,844,422
CD2	16-TFRH-20073	Holy Name Housing Corp	Adams Park Senior Cottages, Omaha, Douglas County	Rental New Construction	Rental	U/N	\$500,000	U/N	U/N	\$4,868,458	974%	\$5,368,458	18	93%	U/N	42.0	\$9,760,179
CD1	16-TFTA-15008	NeighborWorks Northeast Nebraska	Counties of: Colfax, Cuming, Madison, Pierce, Platte, Stanton and Wayne	Non-Profit Operating	Technical Assistance	U/N	\$60,000	U/N	U/N	\$90,000	150%	\$150,000	0	N/A	N/A	1.2	\$272,709
CD2	16-TFTA-27037	Habitat for Humanity of Omaha, Inc.	City of Omaha	Non-Profit Operating	Technical Assistance	U/N	\$60,000	U/N	U/N	\$470,000	783%	\$530,000	0	N/A	N/A	4.1	\$963,572
CD3	16-TFTA-33016	Southwest Community Betterment Corp	Counties of: Chase, Dundy, Hayes, Hitchcock and Perkins	Non-Profit Operating	Technical Assistance	U/N	\$60,000	U/N	U/N	\$8,115	14%	\$68,115	0	N/A	N/A	0.5	\$123,836
CD3	16-TFTA-33027	Lincoln County Community Development Corp	City of North Platte	Non-Profit Operating	Technical Assistance	U/N	\$60,000	U/N	U/N	\$71,376	119%	\$131,376	0	N/A	N/A	1.0	\$238,849
CD3	16-TFTA-34045	Housing Development Corp.	Counties of: Adams, Clay, Hall, Nuckolls and Webster	Non-Profit Operating	Technical Assistance	U/N	\$60,000	U/N	U/N	\$3,000	5%	\$63,000	0	N/A	N/A	0.5	\$114,538
CD1	17-TFHP-15019	NeighborWorks Northeast	Communities in Madison, Platte, Colfax, Cuming, Pierce, Stanton and Wayne	Purchase / Rehab / Resale with Down Payment Assistance	Homebuyer	U/N	\$600,000	\$70,000	12%	\$1,274,560	212%	\$1,944,560	14	100%	N/A	15.2	\$3,535,327
CD1	17-TFHP-15023	HoChunk Community Development Corp.	Winnebago Indian Reservation, Thurston County	Down Payment Assistance	Homebuyer	U/N	\$250,000	\$250,000	100%	\$0	0%	\$500,000	20	100%	N/A	3.9	\$909,030
CD1	17-TFHP-18055	NeighborWorks Lincoln, Inc.	City of Lincoln, Lancaster County	Down Payment Assistance with Rehab	Homebuyer	U/N	\$400,000	\$4,000	1%	\$0	0%	\$404,000	16	100%	N/A	3.2	\$734,496
CD1	17-TFHP-18056	NeighborWorks Lincoln, Inc.	City of Lincoln, Lancaster County	New Construction with Down Payment Assistance	Homebuyer	U/N	\$500,000	\$171,054	34%	\$372,500	75%	\$1,043,554	4	100%	N/A	8.2	\$1,897,244

Congressional District	Application Awarded	Organization Awarded	Project Location	Project Description	Project Summary	Grant Amount Requested	Amount Awarded	Amount of Cash Match	Percent of Cash Match	Amount Leveraged	Percent of Leverage	Total Project Cost	# of Units	Occupancy Rate	Expected Monthly	Employment Generated	Community Investment
CD1	17-TFHP-18057	NeighborWorks Lincoln, Inc.	City of Lincoln, Lancaster County Antelope Square	New Construction with Down Payment Assistance	Homebuyer	U/N	\$500,000	\$280,000	56%	\$2,543,650	509%	\$3,323,650	7	100%	N/A	26.0	\$6,042,595
CD2	17-TFHP-27042	City of Omaha	City of Omaha, Douglas County Cornerstone East II	New Construction with Down Payment Assistance	Homebuyer	U/N	\$500,000	\$434,000	87%	\$240,000	48%	\$1,174,000	4	100%	N/A	9.2	\$2,134,402
CD2	17-TFHP-27073	Habitat for Humanity of Omaha, Inc.	Omaha and Waterloo in Douglas County; Blair in Washington County; and Tekamah in Burt County	New Construction	Homebuyer	U/N	\$500,000	\$442,500	89%	\$1,490,021	298%	\$2,432,521	16	100%	N/A	19.0	\$4,422,469
CD2	17-TFHP-27075	Habitat for Humanity of Omaha, Inc.	Omaha and Waterloo in Douglas County; Blair in Washington County; and Tekamah in Burt County	Purchase / Rehab / Resale	Homebuyer	U/N	\$500,000	\$500,000	100%	\$1,207,015	241%	\$2,207,015	16	100%	N/A	17.3	\$4,012,486
CD3	17-TFHP-31010	Western Nebraska Housing Opportunities	City of Scottsbluff, Scotts Bluff County	Down Payment Assistance with Rehab	Homebuyer	U/N	\$400,000	\$50,000	13%	\$50,000	13%	\$500,000	5	100%	N/A	3.9	\$909,030
CD3	17-TFHP-32007	Central Nebraska Economic Development	Ainsworth, Broken Bow, Burwell, O'Neill, Stuart, Valentine in Brown, Custer, Garfield, Holt, and Cherry Counties	Down Payment Assistance with Rehab	Homebuyer	U/N	\$189,000	\$18,900	10%	\$409,750	217%	\$617,650	6	100%	N/A	4.8	\$1,122,925
CD3	17-TFHP-33024	Southwest Nebraska Community Betterment Corp.	Perkins, Hayes, Hitchcock, Dundy, Chase Counties	Down Payment Assistance	Homebuyer	U/N	\$184,800	\$20,750	11%	\$4,000	2%	\$209,550	8	100%	N/A	1.6	\$380,974
CD3	17-TFHP-33026	Lincoln County Community Development Corp.	City of North Platte, Lincoln County	New Construction with Down Payment Assistance	Homebuyer	U/N	\$359,500	\$47,000	13%	\$130,000	36%	\$536,500	3	100%	N/A	4.2	\$975,389
CD3	17-TFHP-36017	Blue Valley Community Action	Butler, Fillmore, Gage, Jefferson, Polk, Saline, Seward, Thayer, and York Counties	Down Payment Assistance with Rehab	Homebuyer	U/N	\$375,000	\$37,500	10%	\$6,000	2%	\$418,500	12	100%	N/A	3.3	\$760,858
CD2	17-TFHO-27016	Omaha-Council Bluffs Metropolitan Area Planning Agency	Valley and Waterloo, Douglas County	Owner Occupied Rehab	Homeowner	U/N	\$315,000	\$37,500	12%	\$0	0%	\$352,500	10	100%	N/A	2.8	\$640,866

Congressional District	Application Awarded	Organization Awarded	Project Location	Project Description	Project Summary	Grant Amount Requested	Amount Awarded	Amount of Cash Match	Percent of Cash Match	Amount Leveraged	Percent of Leverage	Total Project Cost	# of Units	Occupancy Rate	Expected Monthly	Employment Generated	Community Investment
CD2	17-TFHO-27074	Habitat for Humanity of Omaha, Inc.	Omaha and Waterloo in Douglas County; Blair in Washington County; and Tekamah in Burt County	Owner Occupied Rehab	Homeowner	U/N	\$450,000	\$100,000	22%	\$164,360	37%	\$714,360	30	100%	N/A	5.6	\$1,298,749
CD3	17-TFHO-35061	CORE Development, Inc.	Brunswick, Ewing, Chambers, Elgin, Oakdale, Page, Orchard, Royal, Neligh, Clearwater, Inman, Antelope County in Holt County	Owner Occupied Rehab	Homeowner	U/N	\$240,660	\$25,000	10%	\$100,000	42%	\$365,660	7	100%	N/A	2.9	\$664,792
CD1	17-TFRH-15050	City of Madison	City of Madison, Madison County	Rental Rehab	Rental	U/N	\$500,000	\$51,000	10%	\$412,000	82%	\$963,000	12	93%	7781	7.5	\$1,750,792
CD2	17-TFRH-27053	Holy Name Housing Corporation	City of Omaha, Douglas County	Rental New Construction	Rental	U/N	\$495,172	\$149,000	30%	\$460,000	93%	\$1,104,172	5	93%	4836	8.6	\$2,007,451
CD3	17-TFRH-31011	Western Nebraska Housing Opportunities	City of Scottsbluff, Scotts Bluff County	Rental Rehab	Rental	U/N	\$500,000	\$50,000	10%	\$139,000	28%	\$689,000	10	93%	10010	5.4	\$1,252,643
CD3	17-TFRH-32006	Village of Arcadia, Nebraska	Village of Arcadia, Valley County	Rental New Construction	Rental	U/N	\$192,925	\$135,000	70%	\$3,500	2%	\$331,425	2	93%	902	2.6	\$602,551
CD3	17-TFRH-32014	Village of Stuart	Village of Stuart, Holt County	Rental New Construction	Rental	U/N	\$172,225	\$100,000	58%	\$0	0%	\$272,225	2	93%	791	2.1	\$494,921
CD3	17-TFRH-34015	Housing Authority of the City of St. Paul, Nebraska	City of St. Paul, Howard County	Rental Rehab	Rental	U/N	\$200,000	\$20,000	10%	\$0	0%	\$220,000	18	93%	6294	1.7	\$399,973
CD1	17-TFTA-15030	Three Rivers Housing Dev. Corp.	Arlington , Blair, Ft. Calhoun, Herman, Kennard in Washington Co. Bancroft, Beemer, West Point & Wisner in Cuming County; Craig, Decatur, Lyons, Oakland, Tekamah in Burt County; Dodge, Hooper, Fremont, Nickerson, North Bend, Scribner in Dodge County	Technical Assistance	Non-Profit Operating	U/N	\$40,000	\$4,000	10%	\$2,000	5%	\$46,000	0	N/A	N/A	0.4	\$83,631
CD2	17-TFTA-27029	Holy Name Housing Corp.	City of Omaha, Douglas County	Technical Assistance	Non-Profit Operating	U/N	\$40,000	\$524,000	1310%	\$1,019,253	2548%	\$1,583,253	0	N/A	N/A	12.4	\$2,878,449
CD3	17-TFTA-31001	High Plains Community Development Corp.	Chardon, Dawes County; Alliance & Hemingford, Box Butte County; Gordon, Rushville, Hay Springs, Sheridan County; Harrison, Sioux County	Technical Assistance	Non-Profit Operating	U/N	\$40,000	\$16,500	41%	\$25,675	64%	\$82,175	0	N/A	N/A	0.6	\$149,399

Congressional District	Application Awarded	Organization Awarded	Project Location	Project Description	Project Summary	Grant Amount Requested	Amount Awarded	Amount of Cash Match	Percent of Cash Match	Amount Leveraged	Percent of Leverage	Total Project Cost	# of Units	Occupancy Rate	Expected Monthly	Employment Generated	Community Investment
CD3	17-TFTA-32008	Central Nebraska Economic Development	Blain, Boyd, Brown, Cherry, Custer, Garfield, Greeley, Holt, Keya Paha, Loup, Rock, Sherman, Valley, and Wheeler Counties	Technical Assistance	Non-Profit Operating	U/N	\$40,000	\$20,000	50%	\$0	0%	\$60,000	0	N/A	N/A	0.5	\$109,084
CD3	17-TFTA-34020	Community Action Partnership of Mid-Nebraska	Buffalo, Franklin, Frontier, Furnas, Gosper, Harlan, Kearney, Phelps, and Red Willow Counties	Technical Assistance	Non-Profit Operating	U/N	\$40,000	\$4,000	10%	\$0	0%	\$44,000	0	N/A	N/A	0.3	\$79,995
CD3	17-TFTA-36018	Blue Valley Community Action	Butler, Fillmore, Gage, Jefferson, Polk, Saline, Seward, Thayer, and York Counties	Technical Assistance	Non-Profit Operating	U/N	\$40,000	\$10,000	25%	\$0	0%	\$50,000	0	N/A	N/A	0.4	\$90,903
CD3	17-TFTA-36044	Southeast Nebraska Community Action Partnership, Inc.	Cass, Johnson, Nemaha, Otoe, Pawnee, Richardson, and Sarpy Counties	Technical Assistance	Non-Profit Operating	U/N	\$40,000	\$4,000	10%	\$0	0%	\$44,000	0	N/A	N/A	0.3	\$79,995
CD1	18-TFHP-15010	Three Rivers Housing Dev. Corp.	City of Tekamah	New Construction w/Down Payment Assistance & Demolition	Homebuyer	U/N	\$487,500	\$48,750	10%	\$456,000	94%	\$992,250	3	100%	N/A	7.8	\$1,803,970
CD1	18-TFHP-15020	NeighborWorks Northeast	Madison, Platte, Colfax, Cuming, Pierce, Stanton and Wayne Counties	Purchase / Rehab / Resale	Homebuyer	U/N	\$800,000	\$95,000	12%	\$2,299,000	287%	\$3,194,000	19	100%	N/A	25.0	\$5,806,884
CD1	18-TFHP-18028	NeighborWorks Lincoln, Inc.	City of Lincoln, Lancaster County	New Construction w/Down Payment Assistance	Homebuyer	U/N	\$506,000	\$50,600	10%	\$444,000	88%	\$1,000,600	4	100%	N/A	7.8	\$1,819,151
CD1	18-TFHP-18029	NeighborWorks Lincoln, Inc.	City of Lincoln, Lancaster County	New Construction with Down Payment Assistance	Homebuyer	U/N	\$500,000	\$50,000	10%	\$248,500	50%	\$798,500	3	100%	N/A	6.3	\$1,451,721
CD1	18-TFHP-18030	NeighborWorks Lincoln, Inc.	City of Lincoln, Lancaster County	Down Payment Assistance with Rehab	Homebuyer	U/N	\$400,000	\$40,000	10%	\$21,500	5%	\$461,500	16	100%	N/A	3.6	\$839,035
CD1	18-TFHP-18052	Nebraska Housing Resource	City of Lincoln, Lancaster County	Down Payment Assistance	Homebuyer	U/N	\$120,000	\$40,650	34%	\$0	0%	\$160,650	7	100%	N/A	1.3	\$292,071
CD1	18-TFHO-16040	Southeast Nebraska Community Action	Cass, Johnson, Nemaha, Otoe, Pawnee, Richardson, and Sarpy Counties	Owner Occupied Rehab	Homeowner	U/N	\$126,000	\$12,600	10%	\$0	0%	\$138,600	4	100%	N/A	1.1	\$251,983

Congressional District	Application Awarded	Organization Awarded	Project Location	Project Description	Project Summary	Grant Amount Requested	Amount Awarded	Amount of Cash Match	Percent of Cash Match	Amount Leveraged	Percent of Leverage	Total Project Cost	# of Units	Occupancy Rate	Expected Monthly	Employment Generated	Community Investment
CD2	18-TFHP-27015	Habitat for Humanity of Omaha, Inc.	Omaha and Waterloo in Douglas County; Blair in Washington County; and Tekamah in Burt County	New Construction	Homebuyer	U/N	\$593,750	\$400,000	67%	\$2,117,519	357%	\$3,111,269	19	100%	N/A	24.4	\$5,656,474
CD2	18-TFHP-27018	Habitat for Humanity of Omaha, Inc.	Omaha and Waterloo in Douglas County; Blair in Washington County; and Tekamah in Burt County	Purchase / Rehab / Resale	Homebuyer	U/N	\$500,000	\$300,000	60%	\$1,612,016	322%	\$2,412,016	16	100%	N/A	18.9	\$4,385,190
CD2	18-TFHO-27016	Habitat for Humanity of Omaha, Inc.	Omaha and Waterloo in Douglas County; Blair in Washington County; and Tekamah in Burt County	Owner Occupied Rehab	Homeowner	U/N	\$450,000	\$100,000	22%	\$105,110	23%	\$655,110	30	100%	N/A	5.1	\$1,191,029
CD2	18-TFRH-27008	Holy Name Housing Corporation	City of Omaha, Douglas County	Rental New Construction	Rental	U/N	\$500,000	\$185,750	37%	\$440,000	88%	\$1,125,750	5	93%	5125	8.8	\$2,046,681
CD3	18-TFHP-31001	High Plains Community Development Corp.	Alliance, Hemingford in Box Butte County; Chardron, Crawford in Dawes County; Gordon Hay Springs, Rushville in Sioux County; Bayard, Bridgeport in Morrill County	Down Payment Assistance with Rehab	Homebuyer	U/N	\$123,000	\$32,000	26%	\$73,282	60%	\$228,282	18	100%	N/A	1.8	\$415,030
CD3	18-TFHP-33013	Lincoln County Community Development Corporation	Brady, Hershey, Maxwell, North Platte, Sutherland, Wallace and Wellfleet in Lincoln County	New Construction w/ Down Payment Assistance	Homebuyer	U/N	\$436,200	\$53,620	12%	\$389,285	89%	\$879,105	4	100%	N/A	6.9	\$1,598,266
CD3	18-TFHP-34011	Community Action Partnership of Mid-Nebraska	Cities and Villages in Buffalo County, including Amherst, Elm Creek, Gibbon, Kearney, Miller, Pleasanton, Ravenna, Riverdale and Shelton	Down Payment Assistance	Homebuyer	U/N	\$202,500	\$20,250	10%	\$1,661,485	820%	\$1,884,235	15	100%	N/A	14.7	\$3,425,652
CD3	18-TFHO-33022	Southwest Nebraska Community Betterment Corporation	Grant, Madrid, Elsie and Venango in Perkins County	Owner Occupied Rehab	Homeowner	U/N	\$252,000	\$27,250	11%	\$7,800	3%	\$287,050	8	100%	N/A	2.2	\$521,874
CD3	18-TFHO-33023	Southwest Nebraska Community Betterment Corporation	Hayes Center, Hamlet in Hayes County; Culbertson in Hitchcock County	Owner Occupied Rehab	Homeowner	U/N	\$252,000	\$27,250	11%	\$7,800	3%	\$287,050	8	100%	N/A	2.2	\$521,874
CD3	18-TFHO-34035	Housing Development Corporation	City of Grand Island	Owner Occupied Rehab	Homeowner	U/N	\$250,000	\$26,500	11%	\$0	0%	\$276,500	9	100%	N/A	2.2	\$502,694

Congressional District	Application Awarded	Organization Awarded	Project Location	Project Description	Project Summary	Grant Amount Requested	Amount Awarded	Amount of Cash Match	Percent of Cash Match	Amount Leveraged	Percent of Leverage	Total Project Cost	# of Units	Occupancy Rate	Expected Monthly	Employment Generated	Community Investment
CD3	18-TFHO-36002	Blue Valley Community Action	Butler, Fillmore, Gage, Jefferson, Polk, Saline, Seward, Thayer, and York Counties	Owner Occupied Rehab	Homeowner	U/N	\$252,000	\$25,200	10%	\$0	0%	\$277,200	8	100%	N/A	2.2	\$503,966
CD3	18-TFRH-32003	City of Atkinson	City of Atkinson	Rental New Construction	Rental	U/N	\$295,000	\$111,000	38%	\$37,760	13%	\$443,760	2	93%	1674	3.5	\$806,782
CD3	18-TFRH-35006	City of Bloomfield	City of Bloomfield	Rental New Construction	Rental	U/N	\$500,000	\$51,000	10%	\$658,800	132%	\$1,209,800	8	93%	7168	9.5	\$2,199,489
CD1	18-TFTA-18031	NeighborWorks Lincoln, Inc.	Lincoln, Lancaster County	Technical Assistance	Non-Profit Operating	U/N	\$40,000	\$4,000	10%	\$0	0%	\$44,000	0	N/A	N/A	0.3	\$79,995
CD1	18-TFTA-18019	Nebraska Housing Developers Association	Statewide	Technical Assistance	Non-Profit Operating	U/N	\$40,000	\$4,000	10%	\$4,000	10%	\$48,000	0	N/A	N/A	0.4	\$87,267
CD2	18-TFTA-27017	Habitat for Humanity of Omaha, Inc.	Omaha and Waterloo in Douglas County; Blair in Washington County	Technical Assistance	Non-Profit Operating	U/N	\$40,000	\$100,000	250%	\$80,000	200%	\$220,000	0	N/A	N/A	1.7	\$399,973
CD3	18-TFTA-33012	Lincoln County Community Development Corporation	Brady, Hershey, Maxwell, North Platte, Sutherland, Wallace and Wellfleet in Lincoln County	Technical Assistance	Non-Profit Operating	U/N	\$40,000	\$4,000	10%	\$15,400	39%	\$59,400	0	N/A	N/A	0.5	\$107,993
CD3	18-TFTA-34021	South Central Economic Development District	Adams, Buffalo, Clay, Franklin, Hall, Hamilton, Harlan, Howard, Kearney, Merrick, Nuckolls, Phelps and Webster Counties	Technical Assistance	Non-Profit Operating	U/N	\$40,000	\$4,000	10%	\$0	0%	\$44,000	0	N/A	N/A	0.3	\$79,995
CD3	18-TFTA-34033	Housing Development Corporation	Adams, Clay, Hall and Webster Counties	Technical Assistance	Non-Profit Operating	U/N	\$40,000	\$4,000	10%	\$0	0%	\$44,000	0	N/A	N/A	0.3	\$79,995
CD3	18-TFTA-35038	Wayne Community Housing Development Corporation	Burt, Cuming, Dodge, Thurston, Washington and Wayne Counties	Technical Assistance	Non-Profit Operating	U/N	\$40,000	\$40,000	100%	\$46,000	115%	\$126,000	0	N/A	N/A	1.0	\$229,076
CD3	18-TFTA-35047	Northeast Housing Imitative, Inc.	Cedar, Dakota, Dixon, Knox, Pierce and Antelope Counties	Technical Assistance	Non-Profit Operating	U/N	\$40,000	\$20,000	50%	\$36,000	90%	\$96,000	0	N/A	N/A	0.8	\$174,534
CD2	17-OERH-20102	Nebraska Urban Indian Health Coalition	City of Omaha, Douglas County	Rental New Construction	Rental	U/N	\$180,265	\$7,337,140	4070%	\$0	0%	\$7,517,405	44	93%	23785	58.8	\$13,667,093

Congressional District	Application Awarded	Organization Awarded	Project Location	Project Description	Project Summary	Grant Amount Requested	Amount Awarded	Amount of Cash Match	Percent of Cash Match	Amount Leveraged	Percent of Leverage	Total Project Cost	# of Units	Occupancy Rate	Expected Monthly	Employment Generated	Community Investment
CD1	17-TFTA-15030	Three Rivers Housing Dev. Corp.	Arlington , Blair, Ft. Calhoun, Herman, Kennard in Washington Co. Bancroft, Beemer, West Point & Wisner in Cuming County; Craig, Decatur, Lyons, Oakland, Tekamah in Burt County; Dodge, Hooper, Fremont, Nickerson, North Bend, Scribner in Dodge County	Technical Assistance	Non-Profit Operating	U/N	\$40,000	\$4,000	10%	\$2,000	5%	\$46,000	0	N/A	N/A	0.4	\$83,631
CD2	17-TFTA-27029	Holy Name Housing Corp.	City of Omaha, Douglas County	Technical Assistance	Non-Profit Operating	U/N	\$40,000	\$524,000	1310%	\$1,019,253	2548%	\$1,583,253	0	N/A	N/A	12.4	\$2,878,449
CD3	17-TFTA-31001	High Plains Community Development Corp.	Chardon, Dawes County; Alliance & Hemingford, Box Butte County; Gordon, Rushville, Hay Springs, Sheridan County; Harrison, Sioux County	Technical Assistance	Non-Profit Operating	U/N	\$40,000	\$16,500	41%	\$25,675	64%	\$82,175	0	N/A	N/A	0.6	\$149,399
CD3	17-TFTA-32008	Central Nebraska Economic Development	Blain, Boyd, Brown, Cherry, Custer, Garfield, Greeley, Holt, Keya Paha, Loup, Rock, Sherman, Valley, and Wheeler Counties	Technical Assistance	Non-Profit Operating	U/N	\$40,000	\$20,000	50%	\$0	0%	\$60,000	0	N/A	N/A	0.5	\$109,084
CD3	17-TFTA-34020	Community Action Partnership of Mid-Nebraska	Buffalo, Franklin, Frontier, Furnas, Gosper, Harlan, Kearney, Phelps, and Red Willow Counties	Technical Assistance	Non-Profit Operating	U/N	\$40,000	\$4,000	10%	\$0	0%	\$44,000	0	N/A	N/A	0.3	\$79,995
CD3	17-TFTA-36018	Blue Valley Community Action	Butler, Fillmore, Gage, Jefferson, Polk, Saline, Seward, Thayer, and York Counties	Technical Assistance	Non-Profit Operating	U/N	\$40,000	\$10,000	25%	\$0	0%	\$50,000	0	N/A	N/A	0.4	\$90,903
CD3	17-TFTA-36044	Southeast Nebraska Community Action Partnership, Inc.	Cass, Johnson, Nemaha, Otoe, Pawnee, Richardson, and Sarpy Counties	Technical Assistance	Non-Profit Operating	U/N	\$40,000	\$4,000	10%	\$0	0%	\$44,000	0	N/A	N/A	0.3	\$79,995
CD1	18-TFHP-15010	Three Rivers Housing Dev. Corp.	City of Tekamah	New Construction w/Down Payment Assistance & Demolition	Homebuyer	U/N	\$487,500	\$48,750	10%	\$456,000	94%	\$992,250	3	100%	N/A	7.8	\$1,803,970

Congressional District	Applications Awarded	Organization Awarded	Project Location	Project Description	Project Summary	Grant Amount Requested	Amount Awarded	Amount of Cash Match	Percent of Cash Match	Amount Leveraged	Percent of Leverage	Total Project Cost	# of Units	Occupancy Rate	Expected Monthly	Employment Generated	Community Investment
CD3	17-TFTA-36018	Blue Valley Community Action	Butler, Fillmore, Gage, Jefferson, Polk, Saline, Seward, Thayer, and York Counties	Technical Assistance	Non-Profit Operating	U/N	\$40,000	\$10,000	25%	\$0	0%	\$50,000	0	N/A	N/A	0.4	\$90,903
CD3	17-TFTA-36044	Southeast Nebraska Community Action Partnership, Inc.	Cass, Johnson, Nemaha, Otoe, Pawnee, Richardson, and Sarpy Counties	Technical Assistance	Non-Profit Operating	U/N	\$40,000	\$4,000	10%	\$0	0%	\$44,000	0	N/A	N/A	0.3	\$79,995
CD1	18-TFHP-15010	Three Rivers Housing Dev. Corp.	City of Tekamah	New Construction w/Down Payment Assistance & Demolition	Homebuyer	U/N	\$487,500	\$48,750	10%	\$456,000	94%	\$992,250	3	100%	N/A	7.8	\$1,803,970
CD1	18-TFHP-15020	NeighborWorks Northeast	Madison, Platte, Colfax, Cuming, Pierce, Stanton and Wayne Counties	Purchase / Rehab / Resale	Homebuyer	U/N	\$800,000	\$95,000	12%	\$2,299,000	287%	\$3,194,000	19	100%	N/A	25.0	\$5,806,884
CD1	18-TFHP-18028	NeighborWorks Lincoln, Inc.	City of Lincoln, Lancaster County	New Construction w/Down Payment	Homebuyer	U/N	\$506,000	\$50,600	10%	\$444,000	88%	\$1,000,600	4	100%	N/A	7.8	\$1,819,151
CD1	18-TFHP-18029	NeighborWorks Lincoln, Inc.	City of Lincoln, Lancaster County	New Construction with Down Payment Assistance	Homebuyer	U/N	\$500,000	\$50,000	10%	\$248,500	50%	\$798,500	3	100%	N/A	6.3	\$1,451,721
CD1	18-TFHP-18030	NeighborWorks Lincoln, Inc.	City of Lincoln, Lancaster County	Down Payment Assistance with Rehab	Homebuyer	U/N	\$400,000	\$40,000	10%	\$21,500	5%	\$461,500	16	100%	N/A	3.6	\$839,035
CD1	18-TFHP-18052	Nebraska Housing Resource	City of Lincoln, Lancaster County	Down Payment Assistance	Homebuyer	U/N	\$120,000	\$40,650	34%	\$0	0%	\$160,650	7	100%	N/A	1.3	\$292,071
CD1	18-TFHO-16040	Southeast Nebraska Community Action	Cass, Johnson, Nemaha, Otoe, Pawnee, Richardson, and Sarpy Counties	Owner Occupied Rehab	Homeowner	U/N	\$126,000	\$12,600	10%	\$0	0%	\$138,600	4	100%	N/A	1.1	\$251,983
CD2	18-TFHP-27015	Habitat for Humanity of Omaha, Inc.	Omaha and Waterloo in Douglas County; Blair in Washington County; and Tekamah in Burt County	New Construction	Homebuyer	U/N	\$593,750	\$400,000	67%	\$2,117,519	357%	\$3,111,269	19	100%	N/A	24.4	\$5,656,474
CD2	18-TFHP-27018	Habitat for Humanity of Omaha, Inc.	Omaha and Waterloo in Douglas County; Blair in Washington County; and Tekamah in Burt County	Purchase / Rehab / Resale	Homebuyer	U/N	\$500,000	\$300,000	60%	\$1,612,016	322%	\$2,412,016	16	100%	N/A	18.9	\$4,385,190

Congressional District	Applications Awarded	Organization Awarded	Project Location	Project Description	Project Summary	Grant Amount Requested	Amount Awarded	Amount of Cash Match	Percent of Cash Match	Amount Leveraged	Percent of Leverage	Total Project Cost	# of Units	Occupancy Rate	Expected Monthly	Employment Generated	Community Investment
CD2	18-TFHO-27016	Habitat for Humanity of Omaha, Inc.	Omaha and Waterloo in Douglas County; Blair in Washington County; and Tekamah in Burt County	Owner Occupied Rehab	Homeowner	U/N	\$450,000	\$100,000	22%	\$105,110	23%	\$655,110	30	100%	N/A	5.1	\$1,191,029
CD2	18-TFRH-27008	Holy Name Housing Corporation	City of Omaha, Douglas County	Rental New Construction	Rental	U/N	\$500,000	\$185,750	37%	\$440,000	88%	\$1,125,750	5	93%	5125	8.8	\$2,046,681
CD3	18-TFHP-31001	High Plains Community Development Corp.	Alliance, Hemingford in Box Butte County; Chardron, Crawford in Dawes County; Gordon Hay Springs, Rushville in Sioux County; Bayard, Bridgeport in Morrill County	Down Payment Assistance with Rehab	Homebuyer	U/N	\$123,000	\$32,000	26%	\$73,282	60%	\$228,282	18	100%	N/A	1.8	\$415,030
CD3	18-TFHP-33013	Lincoln County Community Development Corporation	Brady, Hershey, Maxwell, North Platte, Sutherland, Wallace and Wellfleet in Lincoln County	New Construction w/ Down Payment Assistance	Homebuyer	U/N	\$436,200	\$53,620	12%	\$389,285	89%	\$879,105	4	100%	N/A	6.9	\$1,598,266
CD3	18-TFHP-34011	Community Action Partnership of Mid-Nebraska	Cities and Villages in Buffalo County, including Amherst, Elm Creek, Gibbon, Kearney, Miller, Pleasanton, Ravenna, Riverdale and Shelton	Down Payment Assistance	Homebuyer	U/N	\$202,500	\$20,250	10%	\$1,661,485	820%	\$1,884,235	15	100%	N/A	14.7	\$3,425,652
CD3	18-TFHO-33022	Southwest Nebraska Community Betterment Corporation	Grant, Madrid, Elsie and Venango in Perkins County	Owner Occupied Rehab	Homeowner	U/N	\$252,000	\$27,250	11%	\$7,800	3%	\$287,050	8	100%	N/A	2.2	\$521,874
CD3	18-TFHO-33023	Southwest Nebraska Community Betterment Corporation	Hayes Center, Hamlet in Hayes County; Culbertson in Hitchcock County	Owner Occupied Rehab	Homeowner	U/N	\$252,000	\$27,250	11%	\$7,800	3%	\$287,050	8	100%	N/A	2.2	\$521,874
CD3	18-TFHO-34035	Housing Development Corporation	City of Grand Island	Owner Occupied Rehab	Homeowner	U/N	\$250,000	\$26,500	11%	\$0	0%	\$276,500	9	100%	N/A	2.2	\$502,694
CD3	18-TFHO-36002	Blue Valley Community Action	Butler, Fillmore, Gage, Jefferson, Polk, Saline, Seward, Thayer, and York Counties	Owner Occupied Rehab	Homeowner	U/N	\$252,000	\$25,200	10%	\$0	0%	\$277,200	8	100%	N/A	2.2	\$503,966
CD3	18-TFRH-32003	City of Atkinson	City of Atkinson	Rental New Construction	Rental	U/N	\$295,000	\$111,000	38%	\$37,760	13%	\$443,760	2	93%	1674	3.5	\$806,782

Congressional District	Applications Awarded	Organization Awarded	Project Location	Project Description	Project Summary	Grant Amount Requested	Amount Awarded	Amount of Cash Match	Percent of Cash Match	Amount Leveraged	Percent of Leverage	Total Project Cost	# of Units	Occupancy Rate	Expected Monthly	Employment Generated	Community Investment
CD3	18-TFRH-35006	City of Bloomfield	City of Bloomfield	Rental New Construction	Rental	U/N	\$500,000	\$51,000	10%	\$658,800	132%	\$1,209,800	8	93%	7168	9.5	\$2,199,489
CD1	18-TFTA-18031	NeighborWorks Lincoln, Inc.	Lincoln, Lancaster County	Technical Assistance	Non-Profit Operating	U/N	\$40,000	\$4,000	10%	\$0	0%	\$44,000	0	N/A	N/A	0.3	\$79,995
CD1	18-TFTA-18019	Nebraska Housing Developers Association	Statewide	Technical Assistance	Non-Profit Operating	U/N	\$40,000	\$4,000	10%	\$4,000	10%	\$48,000	0	N/A	N/A	0.4	\$87,267
CD2	18-TFTA-27017	Habitat for Humanity of Omaha, Inc.	Omaha and Waterloo in Douglas County; Blair in Washington County	Technical Assistance	Non-Profit Operating	U/N	\$40,000	\$100,000	250%	\$80,000	200%	\$220,000	0	N/A	N/A	1.7	\$399,973
CD3	18-TFTA-33012	Lincoln County Community Development Corporation	Brady, Hershey, Maxwell, North Platte, Sutherland, Wallace and Wellfleet in Lincoln County	Technical Assistance	Non-Profit Operating	U/N	\$40,000	\$4,000	10%	\$15,400	39%	\$59,400	0	N/A	N/A	0.5	\$107,993
CD3	18-TFTA-34021	South Central Economic Development District	Adams, Buffalo, Clay, Franklin, Hall, Hamilton, Harlan, Howard, Kearney, Merrick, Nuckolls, Phelps and Webster Counties	Technical Assistance	Non-Profit Operating	U/N	\$40,000	\$4,000	10%	\$0	0%	\$44,000	0	N/A	N/A	0.3	\$79,995
CD3	18-TFTA-34033	Housing Development Corporation	Adams, Clay, Hall and Webster Counties	Technical Assistance	Non-Profit Operating	U/N	\$40,000	\$4,000	10%	\$0	0%	\$44,000	0	N/A	N/A	0.3	\$79,995
CD3	18-TFTA-35038	Wayne Community Housing Development Corporation	Burt, Cuming, Dodge, Thurston, Washington and Wayne Counties	Technical Assistance	Non-Profit Operating	U/N	\$40,000	\$40,000	100%	\$46,000	115%	\$126,000	0	N/A	N/A	1.0	\$229,076
CD3	18-TFTA-35047	Northeast Housing Initiative, Inc.	Cedar, Dakota, Dixon, Knox, Pierce and Antelope Counties	Technical Assistance	Non-Profit Operating	U/N	\$40,000	\$20,000	50%	\$36,000	90%	\$96,000	0	N/A	N/A	0.8	\$174,534
CD2	17-OERH-20102	Nebraska Urban Indian Health Coalition	City of Omaha, Douglas County	Rental New Construction	Rental	U/N	\$180,265	\$7,337,140	4070%	\$0	0%	\$7,517,405	44	93%	23785	58.8	\$13,667,093
CD3	18-TFHP-33090	McCook Economic Development Corporation	McCook in Red Willow County; Benkelman in Dundy County; and Cambridge in Furnas County	Single Family New Construction Homebuyer	Homebuyer	\$501,500	\$405,600	\$70,000	17%	\$106,789	26%	\$582,389	2	100%	N/A	4.6	\$1,058,818
CD3	18-TFHP-34091	City of Superior	Superior in Nuckolls County	New Construction w/ Down Payment Assistance	Homebuyer	\$500,000	\$500,000	\$56,000	11%	\$0	0%	\$556,000	6	100%	N/A	4.4	\$1,010,841
CD1	18-TFRH-10086	Housing Foundation for Sarpy County	Bellevue in Sarpy County Nebraska	Rental New Construction	Rental	\$500,000	\$500,000	\$9,079,568	1816%	\$0	0%	\$9,579,568	75	93%	74016	75.0	\$17,416,229

Congressional District	Applications Awarded	Organization Awarded	Project Location	Project Description	Project Summary	Grant Amount Requested	Amount Awarded	Amount of Cash Match	Percent of Cash Match	Amount Leveraged	Percent of Leverage	Total Project Cost	# of Units	Occupancy Rate	Expected Monthly	Employment Generated	Community Investment
CD1	18-TFRH-17089	Omaha-Council Bluffs Metropolitan Area Planning Agency Foundation	Blair in Washington County	Multi-Family Rehabilitation, Adaptive Reuse, Conversion	Rental	\$500,000	\$450,000	\$50,000	11%	\$0	0%	\$500,000	12	93%	8928	3.9	\$909,030
CD2	18-TFRH-20088	Holy Name Housing Corp	Omaha in Douglas County	Rental New Construction	Rental		\$500,000	\$3,968,167	794%		0%	\$4,468,167	20	93%	13457	35.0	\$8,123,396
CD1	19-TFDR-15092	Greater Fremont Development Foundation	Dodge County	Housing Rehabilitation, Down Payment Assistance and Demolition	Homeowner & Homebuyer	\$500,000	\$500,000	\$50,000	10%	0%	0%	\$550,000	17	100%	N/A	4.3	\$999,933
CD3	19-TFDR-15094	Pierce County	Pierce County	Housing Rehabilitation, Down Payment Assistance and Demolition	Homeowner & Homebuyer	\$500,000	\$500,000	\$50,000	10%	\$0	0%	\$550,000	17	100%	N/A	4.3	\$999,933
CD1	19-TFDR-16090	Growing Regional Economic Activity Today	Nebraska City in Otoe County	New Construction with Down Payment Assistance	Homebuyer	\$500,000	\$500,000	\$50,000	10%	\$0	0%	\$550,000	4	100%	N/A	4.3	\$999,933
CD1	19-TFDR-16093	City of Peru	Peru in Nemaha County	Purchase/Rehabilitation/Resale with Down Payment Assistance	Homebuyer	\$500,000	\$500,000	\$50,000	10%	\$0	0%	\$550,000	4	100%	N/A	4.3	\$999,933
CD3	19-TFDR-32088	Village of Lynch	Lynch in Boyd County	Single Family Rental New Construction, Housing Rehabilitation and Demolition	Homeowner & Rental	\$500,000	\$500,000	\$75,000	15%	\$0	0%	\$575,000	9	100%	976	4.5	\$1,045,385
CD3	19-TFDR-34089	City of Wood River	Wood River in Hall County	Housing Rehabilitation	Homeowner & Rental	\$500,000	\$500,000	\$50,000	10%	\$0	0%	\$550,000	13	100% & 93%	U/N	4.3	\$999,933
CD1	19-TFHO-16019	City of Stromsburg	Polk County	Owner Occupied Rehabilitation	Homeowner	\$504,000	\$500,000	\$50,400	10%	\$0	0%	\$550,400	18	100%	N/A	4.3	\$1,000,660
CD1	19-TFHO-16054	City of Ashland	Saunders County	Owner Occupied Rehabilitation	Homeowner	\$504,000	\$500,000	\$56,700	11%	\$0	0%	\$556,700	18	100%	N/A	4.4	\$1,012,114
CD1	19-TFHO-16065	City of Milford	Milford in Seward County	Owner Occupied Rehab	Homeowner	\$252,000	\$252,000	\$25,200	10%	\$0	0%	\$277,200	9	100%	N/A	2.2	\$503,966

Congressional District	Applications Awarded	Organization Awarded	Project Location	Project Description	Project Summary	Grant Amount Requested	Amount Awarded	Amount of Cash Match	Percent of Cash Match	Amount Leveraged	Percent of Leverage	Total Project Cost	# of Units	Occupancy Rate	Expected Monthly	Employment Generated	Community Investment
CD3	19-TFHO-33034	West Central Nebraska Development District	Grant, Hooker, Thomas, Arthur, McPherson, Logan, Keith, Perkins, Lincoln, Dawson, Chase, Hayes, Frontier, Gosper, Dundy, Hitchcock, Red Willow and Furnas Counties	Owner Occupied Rehab	Homeowner	\$484,500	\$484,500	\$51,000	11%	\$0	0%	\$535,500	17	100%	N/A	4.2	\$973,571
CD3	19-TFHO-34008	Village of Shelton	Shelton in Buffalo County	Owner Occupied Rehab	Homeowner	\$150,000	\$150,000	\$15,000	10%	\$0	0%	\$165,000	4	100%	N/A	1.3	\$299,980
CD1	19-TFHP-15062	Fremont Area Habitat for Humanity	Fremont in Dodge County	Owner Occupied Rehabilitation, New Construction with Down Payment Assistance and Demolition	Homeowner & Homebuyer	\$500,000	\$500,000	\$50,000	10%	\$103,000	21%	\$653,000	10	100%	N/A	5.1	\$1,187,193
CD1	19-TFHP-18063	Lincoln Lancaster County Habitat for Humanity	Lincoln, Communities in Lancaster and Seward Counties Nebraska	New Construction with Down Payment Assistance	Homebuyer	\$500,000	\$500,000	\$50,000	10%	\$1,784,000	357%	\$2,334,000	16	100%	N/A	18.3	\$4,243,352
CD2	19-TFHP-27069	Habitat for Humanity of Omaha, Inc.	Omaha in Douglas County	New Construction	Homebuyer	\$595,000	\$500,000	\$50,000	10%	\$2,356,120	471%	\$2,906,120	16	100%	N/A	22.7	\$5,283,501
CD2	19-TFHP-27071	Habitat for Humanity of Omaha, Inc.	Omaha in Douglas County	Purchase Rehab Resale	Homebuyer	\$500,000	\$500,000	\$50,000	10%	\$3,275,880	655%	\$3,825,880	16	100%	N/A	29.9	\$6,955,679
CD3	19-TFHP-31001	High Plains Community Development Corporation	Chadron in Dawes County	New Construction with Down Payment Assistance and Acquisition	Homebuyer	\$399,000	\$399,000	\$52,066	13%	\$52,512	13%	\$503,578	2	100%	N/A	3.9	\$915,535
CD3	19-TFHP-31020	Western Nebraska Housing Opportunities	Scottsbluff, Gering, Terrytown, Mitchell, Morrill, Lyman in Scottsbluff County; Bayard and Bridgeport in Morrill County	Down Payment Assistance with Rehab	Homebuyer	\$246,250	\$246,250	\$25,000	10%	\$85,000	35%	\$356,250	50	100%	N/A	2.8	\$647,684
CD3	19-TFHP-32058	Custer Economic Development Corporation	Broken Bow in Custer County	New Construction with Down Payment Assistance	Homebuyer	\$500,000	\$500,000	\$52,500	11%	\$0	0%	\$552,500	3	100%	N/A	4.3	\$1,004,478

Congressional District	Applications Awarded	Organization Awarded	Project Location	Project Description	Project Summary	Grant Amount Requested	Amount Awarded	Amount of Cash Match	Percent of Cash Match	Amount Leveraged	Percent of Leverage	Total Project Cost	# of Units	Occupancy Rate	Expected Monthly	Employment Generated	Community Investment
CD3	19-TFHP-33016	Southwest Nebraska Community Betterment Corporation	Grant, Madrid, Venango, Elsie in Perkins County; Imperial, Lamar, Wauneta in Chase County; Hamlet, Hayes Center in Hayes County; Culbertson, Trenton, Stratton, Palisade in Hitchcock County; Benkelman, Haigler in Dundy County; and McCook in Red Willow County	Down Payment Assistance	Homebuyer	\$255,000	\$255,000	\$25,500	10%	\$5,740	2%	\$286,240	10	100%	N/A	2.2	\$520,401
CD3	19-TFHP-36002	Blue Valley Community Action	Fairbury in Jefferson County	Purchase Rehab/Lease Resale	Homebuyer	\$500,000	\$500,000	\$50,000	10%	\$0	0%	\$550,000	4	100%	N/A	4.3	\$999,933
CD3	19-TFHP-36025	Southeast Nebraska Community Action Council Action Partnership, Inc.	Cass, Johnson, Nemaha, Otoe, Pawnee, Richardson, and Sarpy Counties	Down Payment Assistance with Rehab	Homebuyer	\$225,000	\$225,000	\$22,500	10%	\$0	0%	\$247,500	6	100%	N/A	1.9	\$449,970
CD2	19-TFRH-27038	Holy Name Housing Corporation	Omaha in Douglas County	Single Family Rental New Construction	Rental	\$500,000	\$500,000	\$50,000	10%	\$275,043	55%	\$825,043	3	93%	2715	6.5	\$1,499,978
CD2	19-TFRH-27039	Holy Name Housing Corporation	Omaha in Douglas County	Single Family Rental New Construction	Rental	\$500,000	\$500,000	\$90,000	18%	\$778,793	156%	\$1,368,793	5	93%	4510	10.7	\$2,488,548
CD3	19-TFRH-33047	Lincoln County Community Development Corporation	North Platte in Lincoln County	Single Family Rental New Construction	Rental	\$440,000	\$440,000	\$60,000	14%	\$40,000	9%	\$540,000	4	93%	2105	4.2	\$981,752
CD1	19-TFTA-18013	South of Downtown Community Development Organization	Lincoln in Lancaster County	Nonprofit Technical Assistance	Non-Profit Operating	\$40,000	\$40,000	\$4,000	10%	\$9,936	25%	\$53,936	0	N/A	N/A	0.4	\$98,059
CD2	19-TFTA-27036	Holy Name Housing Corporation	Omaha in Douglas County	Nonprofit Technical Assistance	Non-Profit Operating	\$40,000	\$40,000	\$4,000	10%	\$0	0%	\$44,000	0	N/A	N/A	0.3	\$79,995

Congressional District	Applications Awarded	Organization Awarded	Project Location	Project Description	Project Summary	Grant Amount Requested	Amount Awarded	Amount of Cash Match	Percent of Cash Match	Amount Leveraged	Percent of Leverage	Total Project Cost	# of Units	Occupancy Rate	Expected Monthly	Employment Generated	Community Investment
CD3	19-TFTA-33015	Southwest Nebraska Community Betterment Corporation	Grant, Madrid, Venango, Elsie in Perkins County; Imperial, Lamar, Wauneta in Chase County; Hamlet, Hayes Center in Hayes County; Culbertson, Trenton, Stratton, Palisade in Hitchcock County; Benkelman, Haigler in Dundy County; and McCook in Red Willow County	Nonprofit Technical Assistance	Non-Profit Operating	\$40,000	\$40,000	\$4,500	11%	\$4,000	10%	\$48,500	0	N/A	N/A	0.4	\$88,176

(Legend: N/A = not applicable; U/N = unavailable)

Note: Employment Generated & Community Investment were updated with new methodology for any award made with 2013-2019 funds. Awards made with funds from 1998-2012 retain prior values.









NEBRASKA

Good Life. Great Opportunity.

DEPT. OF ECONOMIC DEVELOPMENT

opportunity.nebraska.gov

