

AMENDMENTS TO LB1

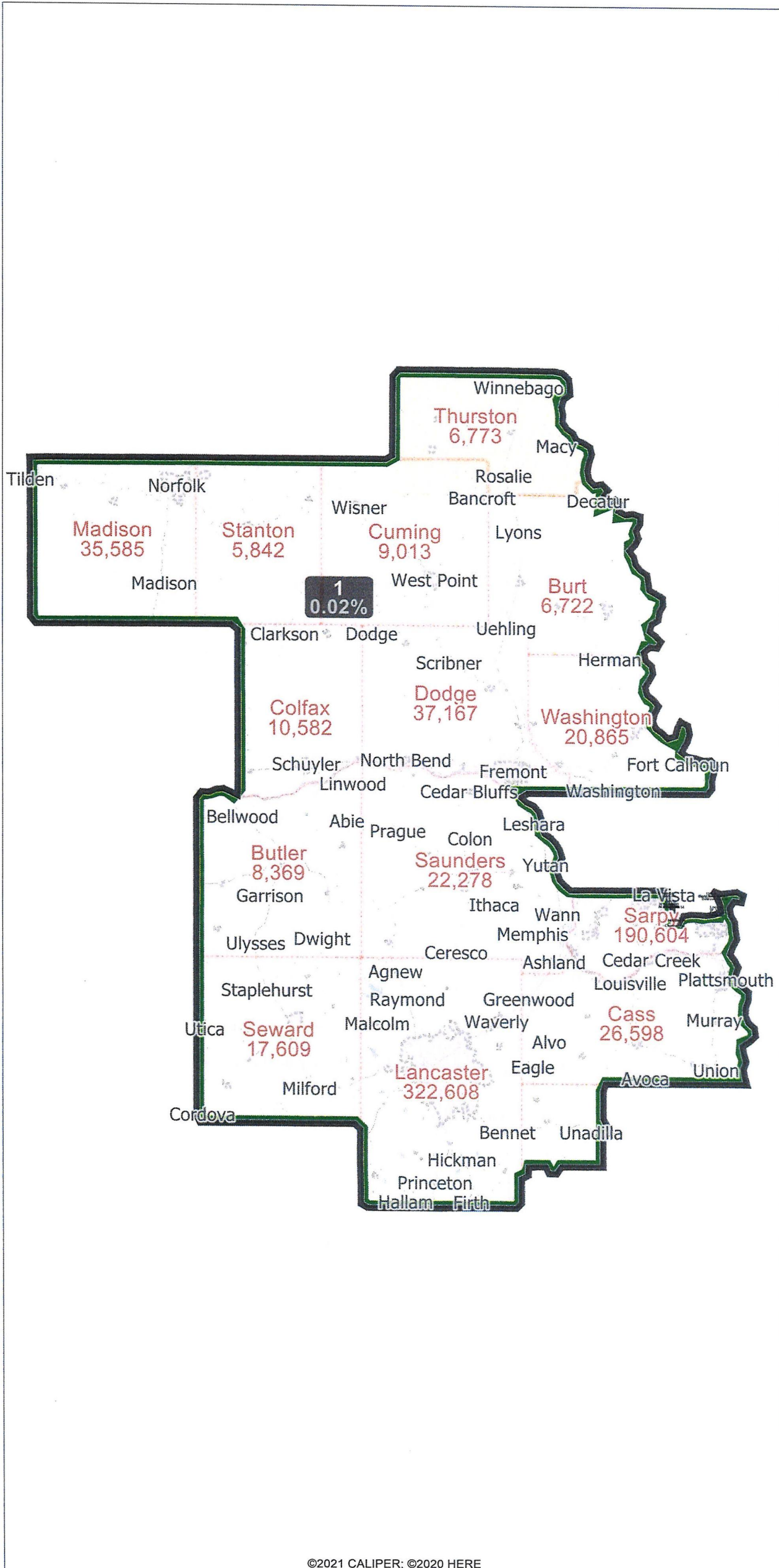
Introduced by Morfeld, 46.

- 1           1. On page 2, strike beginning with "CONG21-39001" in line 9 through
- 2 "CONG21-39001-3A" in line 11 and insert "CONG21-50002, CONG21-50002-1,
- 3 CONG21-50002-1A, CONG21-50002-1B, CONG21-50002-1C, CONG21-50002-2,
- 4 CONG21-50002-2A, CONG21-50002-3, CONG21-50002-3A, and CONG21-50002-3B".



# Nebraska Congressional District 1

CONG21-50002-1



©2021 CALIPER; ©2020 HERE

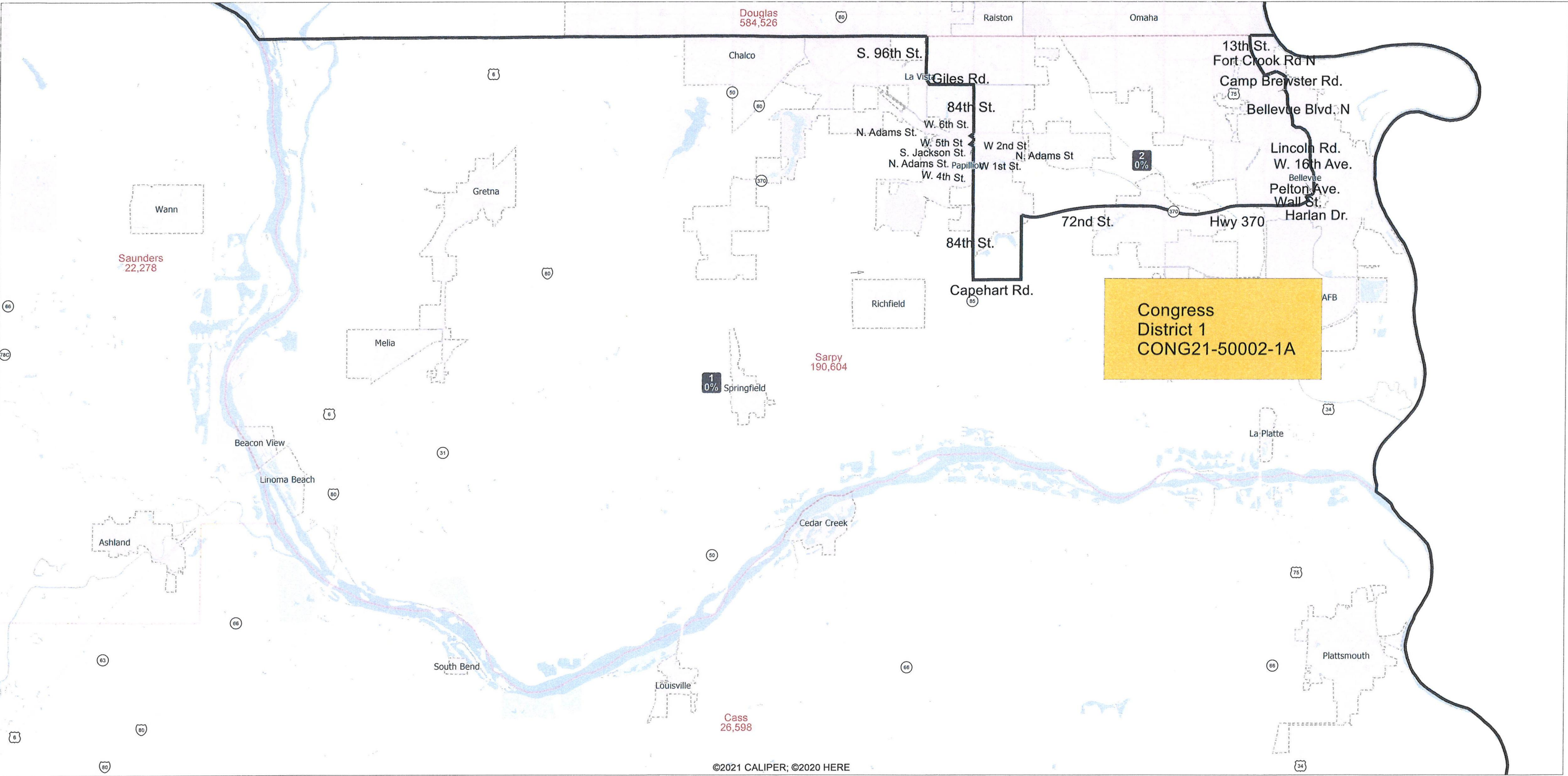
## District 1 Statistics

Field	Value
District	1
Population	653983
Deviation	148
% Deviation	0.02%
18+_Pop	492609
% 18+_Pop	75.32%
H18+_Pop	34970
% H18+_Pop	7.1%
18+_Wht	417342
% 18+_Wht	84.72%
18+_Blk	13536
% 18+_Blk	2.75%
18+_WhtBlk	2598
% 18+_WhtBlk	0.53%
18+_Ind	5670
% 18+_Ind	1.15%
18+_Asn	13828
% 18+_Asn	2.81%
18+_Hwn	331
% 18+_Hwn	0.07%
18+_Oth	16490
% 18+_Oth	3.35%
White	538711
% White	82.37%
Black	19211
% Black	2.94%
AmIndian	8810
% AmIndian	1.35%
Asian	18033
% Asian	2.76%
Hawaiian	460
% Hawaiian	0.07%
Other	24042
% Other	3.68%
Hispanic Origin	56627
% Hispanic Origin	8.66%

CONG21-50002-1  
U.S. Bureau of the Census  
(Population Data), 2020



Created by - Legislative Research Office GIS  
Source - U.S. Census Bureau  
Date - September 13, 2021



**Congress  
District 1  
CONG21-50002-1A**

U.S. House of Representatives  
District 1  
CONG21-50002-1B

Seward  
17,609

Cass  
26,598

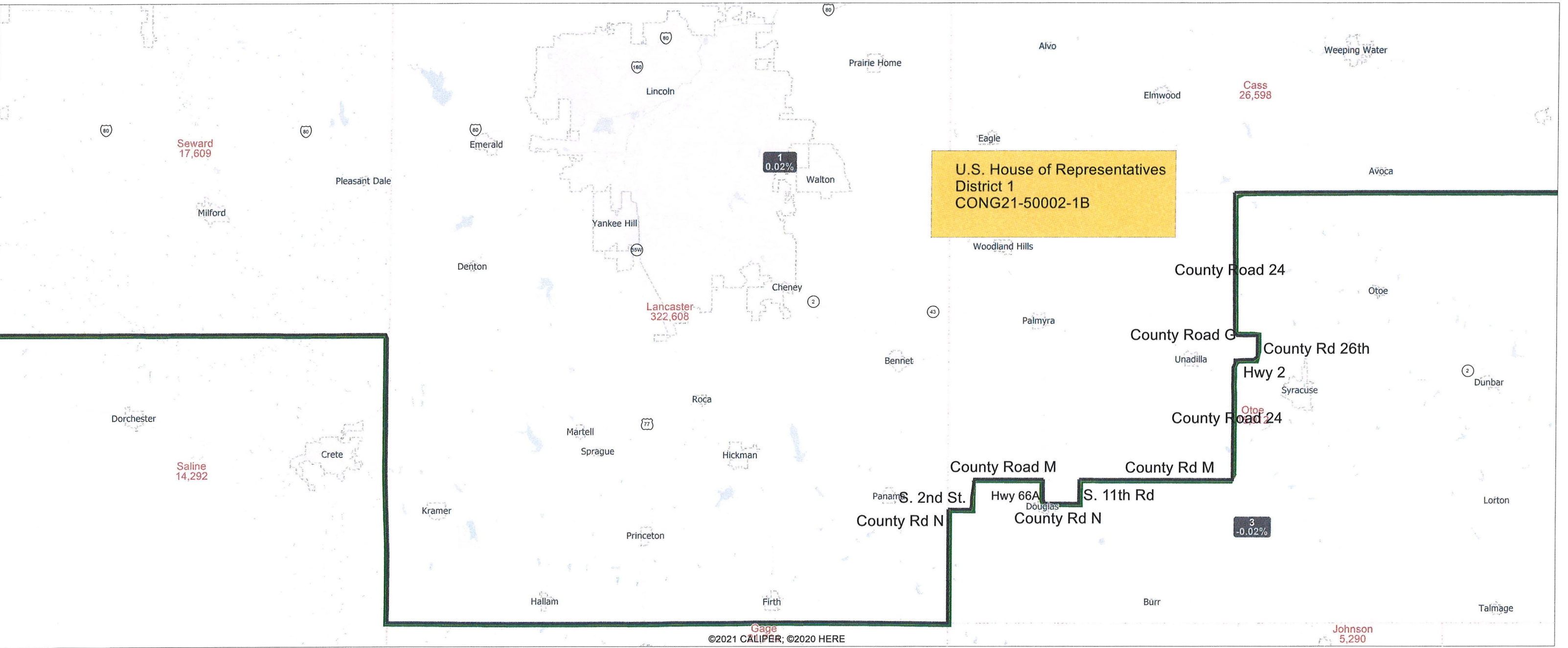
Lancaster  
322,608

Saline  
14,292

Otoe  
3  
-0.02%

Johnson  
5,290

©2021 CALIPER; ©2020 HERE



U.S. House of Representative  
District 1  
CONG21-50002-1C

McLean

Randolph

Cedar  
8,380

Concord

Hubbard

20

Sholes

Dixon  
5,606

Dakota  
21,582

75

77

Homer

3  
-0.02%

Carroll

Wakefield

Emerson

Winnebago

Pierce  
7,317

Pierce

81

Winside

Wayne  
9,697

Wayne

Thurston

Walthill

Thurston  
6,773

Macy

Hadar

Hoskins

Pender

1  
0.02%

Rosalie

Woodland Park

Norfolk

275

Pilger

Wisner

Cuming  
9,013

Bancroft

Decatur

Madison  
35,585

Stanton

Stanton  
5,842

275

Beemer

Bancroft

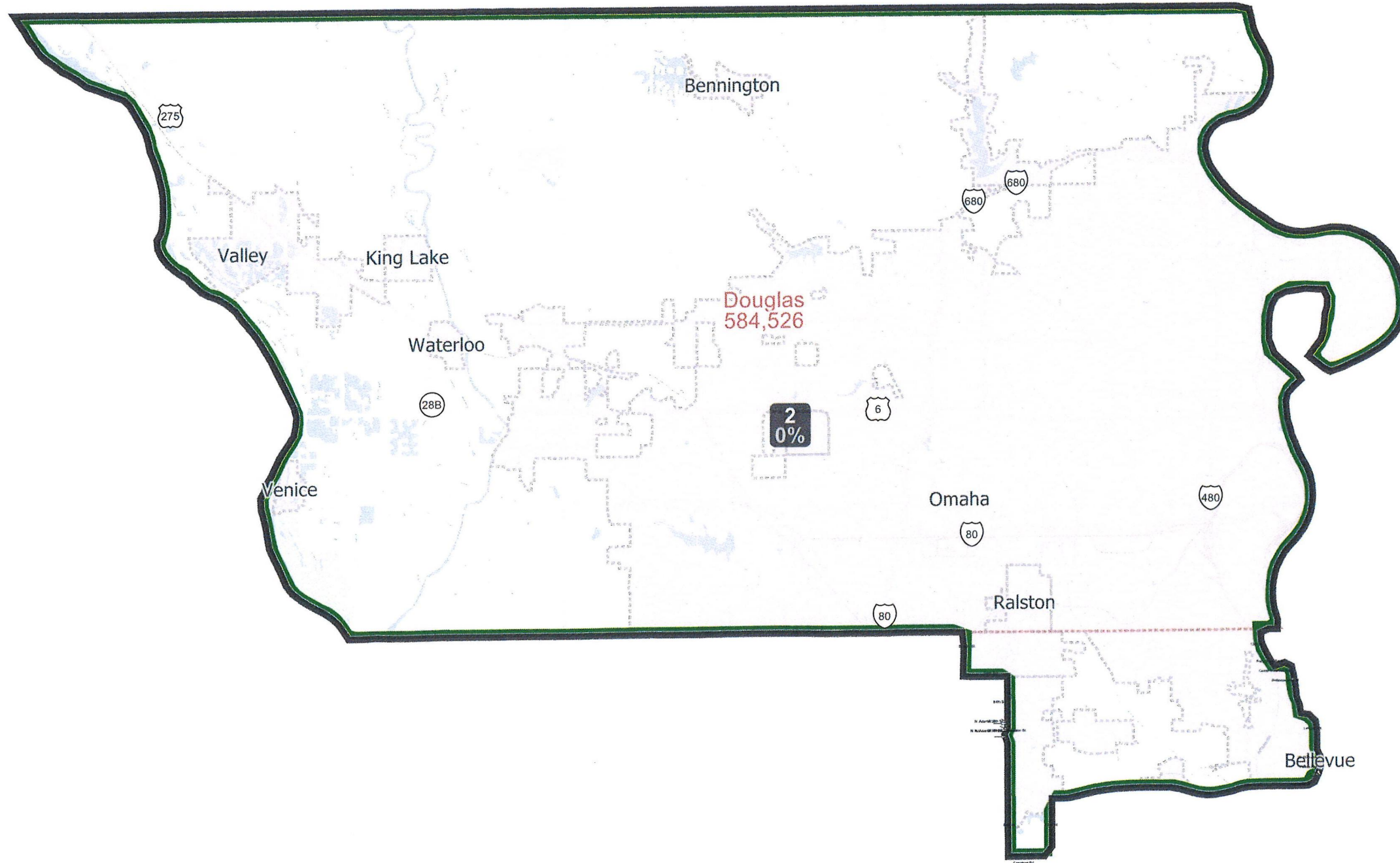
Burt  
6,722

77

Lyons

# Nebraska Congressional District 2

## CONG21-50002-2



©2021 CALIPER; ©2020 HERE

District 2 Statistics	
Field	Value
District	2
Population	653835
Deviation	0
% Deviation	0%
18+_Pop	487731
% 18+_Pop	74.6%
H18+_Pop	56675
% H18+_Pop	11.62%
18+_Wht	353951
% 18+_Wht	72.57%
18+_Blk	47367
% 18+_Blk	9.71%
18+_WhtBlk	3386
% 18+_WhtBlk	0.69%
18+_Ind	4223
% 18+_Ind	0.87%
18+_Asn	21307
% 18+_Asn	4.37%
18+_Hwn	434
% 18+_Hwn	0.09%
18+_Oth	26893
% 18+_Oth	5.51%
White	449671

CONG21-50002-2  
U.S. Bureau of the Census (Population Data), 2020



Created by - Legislative Research Office GIS  
Source - U.S. Census Bureau  
Date - September 13, 2021

Congress District 2  
CONG21-50002-2A

Douglas  
584,526

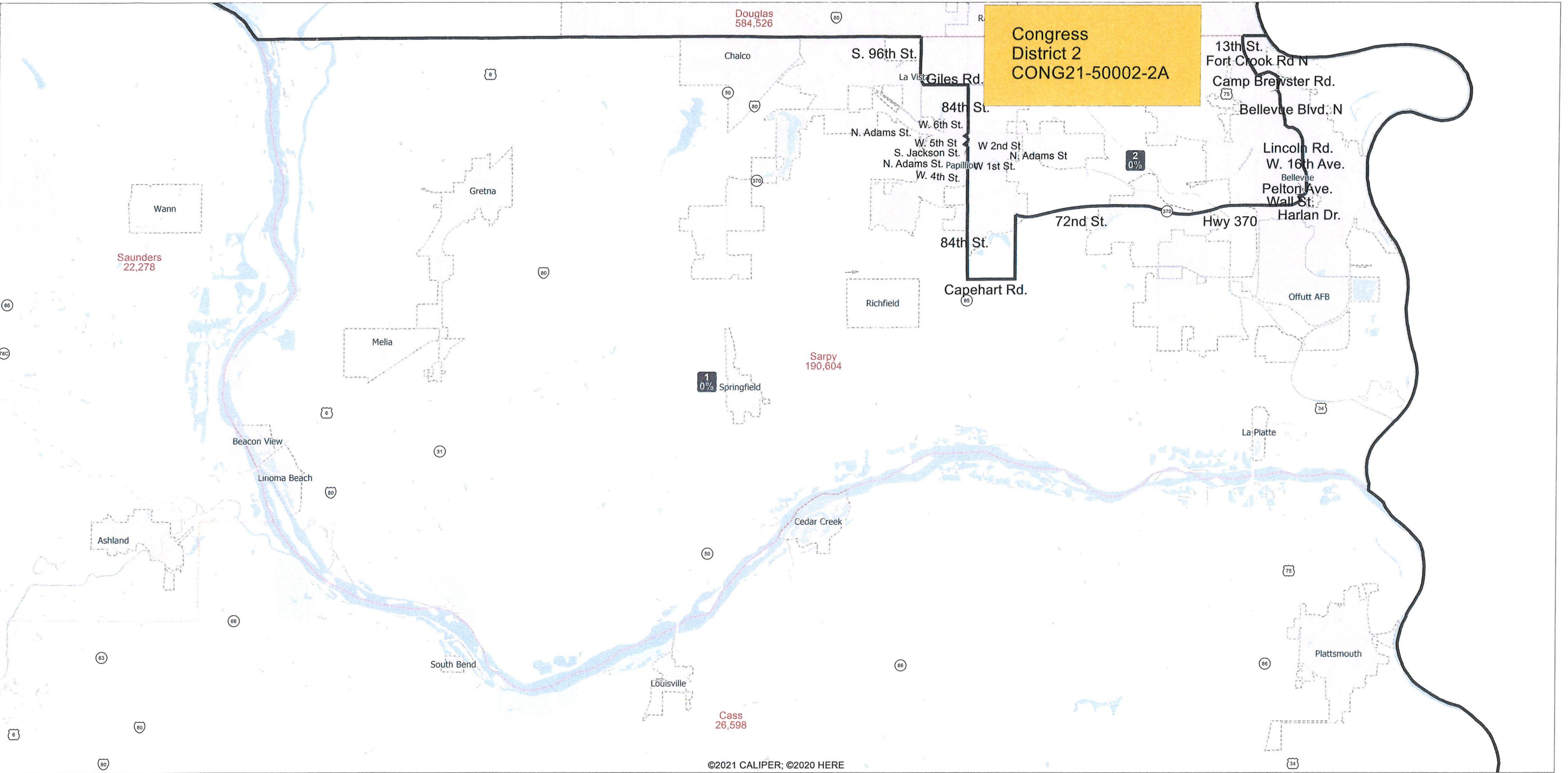
Saunders  
22,278

Sarpy  
190,604

Cass  
26,598

1  
0%

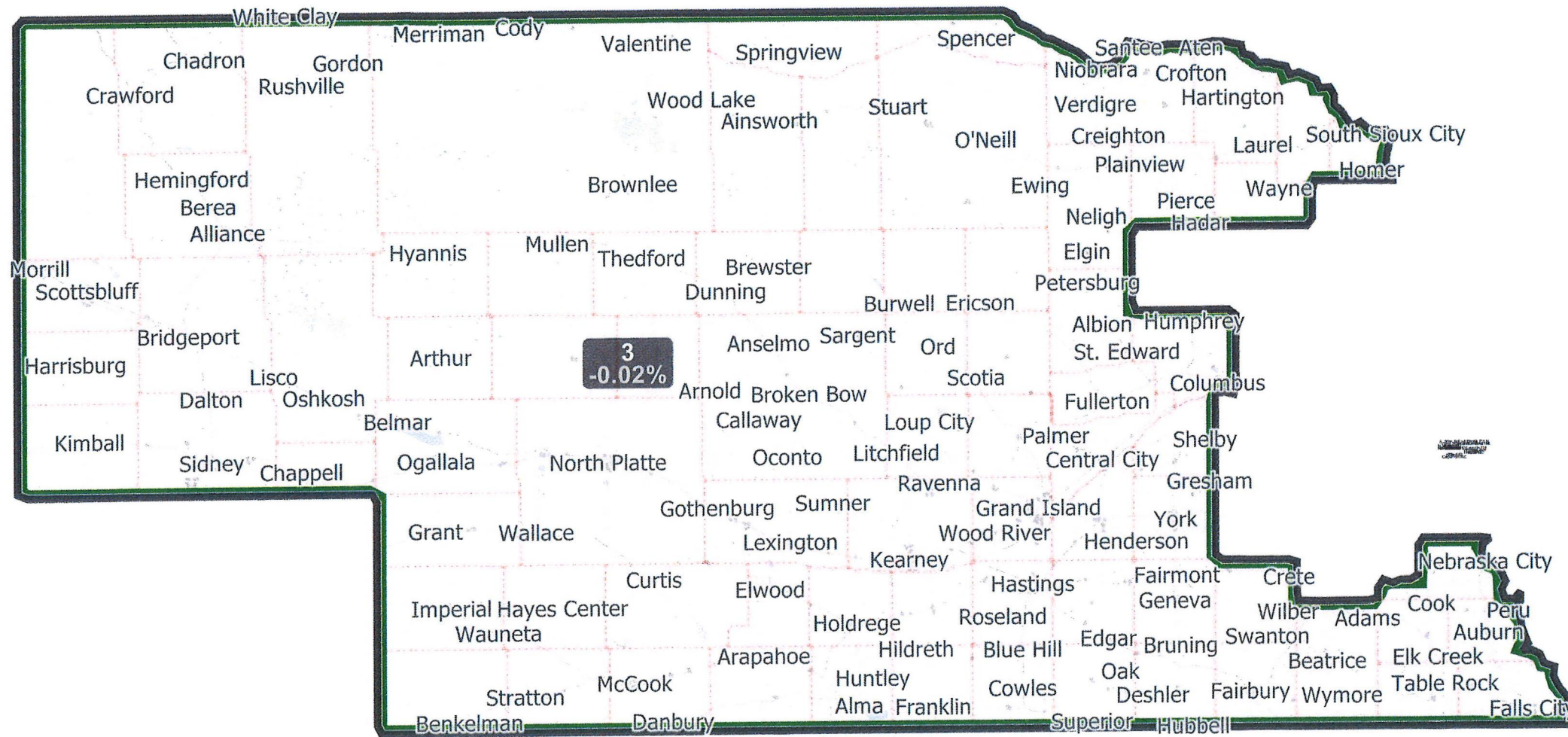
2  
0%





# Nebraska Congressional District 3

## CONG21-50002-3



District 3 Statistics	
Field	Value
District	3
Population	653686
Deviation	-149
% Deviation	-0.02%
18+_Pop	495787
% 18+_Pop	75.84%
H18+_Pop	53652
% H18+_Pop	10.82%
18+_Wht	427949
% 18+_Wht	86.32%
18+_Blk	6191
% 18+_Blk	1.25%
18+_WhtBlk	1069
% 18+_WhtBlk	0.22%
18+_Ind	5203
% 18+_Ind	1.05%
18+_Asn	4031
% 18+_Asn	0.81%
18+_Hwn	328
% 18+_Hwn	0.07%
18+_Oth	26430
% 18+_Oth	5.33%
White	549670

CONG21-13001-3 (Wayne Proposal, 9/9/21)  
U.S. Bureau of the Census (Population Data), 2020



Created by - Legislative Research Office GIS  
Source - U.S. Census Bureau  
Date - September 13, 2021

