

State of Nebraska
Employees Retirement Plan
Nebraska County
Employees Retirement Plan
State of Nebraska
Deferred Compensation Plan



**ANNUAL PLAN REPORT
FOR THE YEAR ENDING
DECEMBER 31, 2016**

Presented by:
Ameritas Retirement Plans
March 2017

ANNUAL PLAN REPORT

TABLE OF CONTENTS

1. State of Nebraska Employees Retirement Plan – Overview
2. State of Nebraska Employees Retirement Plan – Defined Contribution
3. State of Nebraska Employees Retirement Plan – Cash Balance
4. Nebraska County Employees Retirement Plan – Overview
5. Nebraska County Employees Retirement Plan – Defined Contribution
6. Nebraska County Employees Retirement Plan – Cash Balance
7. State of Nebraska Deferred Compensation Plan
8. Nebraska State Patrol DROP Option
9. Ameritas Annuity Statistics / Equal Retirement Benefit Fund
10. Ameritas Retirement Plan Services

STATE OF NEBRASKA EMPLOYEES RETIREMENT PLAN
Contract 3310-01
Defined Contribution and Cash Balance
Account Summary - 1/1/2016 to 12/31/2016

Account Summary	Defined Contribution	Cash Balance	Total
Beginning Balance	\$611,637,756.94	\$1,099,451,901.94	\$1,711,089,658.88
Deposits			
Member*	\$6,733,166.09	\$28,638,175.29	\$35,371,341.38
Employer**	\$10,504,299.96	\$44,665,540.45	\$55,169,840.41
Total Contributions	\$17,237,466.05	\$73,303,715.74	\$90,541,181.79
Transfers	(\$5,115,399.40)	\$5,115,399.40	\$0.00
Forfeiture Transfer***	\$0.00	(\$2,453,879.66)	(\$2,453,879.66)
Withdrawals	(\$30,438,677.65)	(\$99,957,088.52)	(\$130,395,766.17)
Expenses	(\$195,850.28)	(\$1,125,901.73)	(\$1,321,752.01)
Earnings	\$51,629,363.21	\$54,361,095.59	\$105,990,458.80
Ending Balance	\$644,754,658.87	\$1,128,695,242.76	\$1,773,449,901.63
Employer Sources:	\$395,605,050.06	\$690,176,266.21	\$1,085,781,316.27
Employee Sources:	\$249,149,608.81	\$438,518,976.55	\$687,668,585.36
Members with an Account Balance	3,948	19,936	23,884
Average Account Balance	\$163,311.72	\$56,615.93	\$74,252.63
Average Age	55.7	43.7	45.6
Average Service	22.3	8.0	10.3

*Member contributions = 4.8%

**Employer contributions = 156% of Member contributions

*** Forfeiture Transfer processed each January and June.

STATE OF NEBRASKA EMPLOYEES RETIREMENT PLAN

Contract 3310-01

Defined Contribution and Cash Balance

Withdrawal Reason Summary - 01/01/2016 to 12/31/2016

Withdrawal Reason	Defined Contribution Withdrawals		Cash Balance Withdrawals		Total Withdrawals	
	Amount	Number*	Amount	Number*	Amount	Number*
Termination	(\$7,319,669.08)	194	(\$18,531,582.48)	1,220	(\$25,851,251.56)	1,414
Retirement	(\$19,834,327.97)	900	(\$78,102,750.90)	593	(\$97,937,078.87)	1,493
Disability	(\$199,291.58)	2	(\$5,423.94)	1	(\$204,715.52)	3
Death	(\$2,019,353.40)	52	(\$2,624,151.47)	43	(\$4,643,504.87)	95
QDRO	(\$477,275.94)	13	(\$166,876.89)	7	(\$644,152.83)	20
Minimum Distributions	(\$588,759.68)	122	(\$526,302.84)	68	(\$1,115,062.52)	190
Other**	\$0.00	0	\$0.00	0	\$0.00	0
Total	(\$30,438,677.65)	1,283	(\$99,957,088.52)	1,932	(\$130,395,766.17)	3,215

*Number includes all withdrawals. For example, Members receiving monthly distributions would be counted as 12 withdrawals.

STATE OF NEBRASKA EMPLOYEES RETIREMENT PLAN
Contract 3310-01
Defined Contribution and Cash Balance
Withdrawal Type Summary - 01/01/2016 to 12/31/2016

Withdrawal Type	Defined Contribution		Cash Balance		Total	
	Amount	Members	Amount	Members	Amount	Members
100% Rollover	(\$13,067,600.57)	100	(\$19,888,873.87)	380	(\$32,956,474.44)	480
100% Lump Sum	(\$3,043,616.26)	61	(\$12,236,109.18)	1,070	(\$15,279,725.44)	1,131
100% Annuity*	\$0.00	0	(\$33,892,507.73)	158	(\$33,892,507.73)	158
Annuity + Rollover	\$0.00	0	(\$1,516,368.92)	6	(\$1,516,368.92)	6
Partial Payment (Includes SWO's)	(\$3,424,430.14)	219	(\$28,031.38)	1	(\$3,452,461.52)	220
Partial + Rollover	(\$10,803,832.07)	48	(\$16,959,983.73)	97	(\$27,763,815.80)	145
Partial + Lump Sum	(\$99,198.61)	2	(\$8,897.66)	1	(\$108,096.27)	3
Partial + Annuity*	\$0.00	0	(\$6,965,326.92)	35	(\$6,965,326.92)	35
Partial + Rollover + Annuity	\$0.00	0	(\$8,460,989.13)	18	(\$8,460,989.13)	18
Total	(\$30,438,677.65)	430	(\$99,957,088.52)	1,766	(\$130,395,766.17)	2,196
Forfeitures	\$0.00	0	\$3,687,397.20	444	\$3,687,397.20	444
Forfeiture Balance	\$0.00		\$2,078,057.64		\$2,078,057.64	

*There were 23 Defined Contribution Members who elected an Annuity for a total of \$4,672,582.99. These figures are shown in the Cash Balance section, since all Annuities are paid out of the Cash Balance Fund.

STATE OF NEBRASKA EMPLOYEES RETIREMENT PLAN

Contract 3310-01

Defined Contribution and Cash Balance

Withdrawal Type Summary - 01/01/2016 to 12/31/2016

Withdrawal Type	Amount	Percent
Rollover	(62,787,304.98)	48.15%
Lump Sum	(15,338,897.77)	11.76%
Annuity	(45,710,273.90)	35.06%
Partial Payment (Includes SWO's)	<u>(6,559,289.52)</u>	<u>5.03%</u>
Total	(130,395,766.17)	100.00%

STATE OF NEBRASKA EMPLOYEES RETIREMENT PLAN

Contract 3310-01

Defined Contribution and Cash Balance

Account Summary - Comparison of 2015 to 2016

Account Summary	2015	2016
Beginning Balance	\$1,672,478,652.50	\$1,711,089,658.88
Contributions		
Member*	\$34,673,276.11	\$35,371,341.38
Employer**	\$54,069,509.52	\$55,169,840.41
Total Contributions	\$88,742,785.63	\$90,541,181.79
Transfers	\$0.00	\$0.00
Forfeiture Transfer***	(\$1,923,614.68)	(\$2,453,879.66)
Withdrawals	(\$148,280,040.64)	(\$130,395,766.17)
Expenses	(\$1,219,276.85)	(\$1,321,752.01)
Earnings	\$101,291,152.92	\$105,990,458.80
Ending Balance	\$1,711,089,658.88	\$1,773,449,901.63
Employee Sources:	\$661,486,114.21	\$687,668,585.36
Employer Sources:	\$1,049,603,544.67	\$1,085,781,316.27
Members with an Account Balance	23,550	23,884
Average Account Balance	\$72,657.73	\$74,252.63

*Member contributions = 4.8%

**Employer contributions = 156% of Member contributions

*** Forfeiture Transfer processed each January and June.

STATE OF NEBRASKA EMPLOYEES RETIREMENT PLAN
Contract 3310-01
Defined Contribution and Cash Balance
Withdrawal Reason Summary - Comparison of 2015 to 2016

Withdrawal Reason	2015 Withdrawals		2016 Withdrawals	
	Amount	Number*	Amount	Number*
Termination	(\$25,102,507.78)	2,078	(\$25,851,251.56)	1,414
Retirement	(\$116,608,788.51)	1,800	(\$97,937,078.87)	1,493
Disability	(\$85,760.56)	2	(\$204,715.52)	3
Death	(\$5,037,429.88)	88	(\$4,643,504.87)	95
QDRO	(\$303,363.38)	15	(\$644,152.83)	20
Minimum Distributions	(\$1,142,173.90)	176	(\$1,115,062.52)	190
Other**	(\$16.63)	2	\$0.00	0
Total	(\$148,280,040.64)	4,161	(\$130,395,766.17)	3,215

*Number includes all withdrawals. For example, Members receiving monthly distributions would be counted as 12 withdrawals.

STATE OF NEBRASKA EMPLOYEES RETIREMENT PLAN

Contract 3310-01

Defined Contribution and Cash Balance

Withdrawal Type Summary - Comparison of 2015 to 2016

Withdrawal Type	2015		2016	
	Amount	Members	Amount	Members
100% Rollover	(\$35,601,536.53)	398	(\$32,956,474.44)	480
100% Lump Sum	(\$14,909,678.90)	1,049	(\$15,279,725.44)	1,131
100% Annuity	(\$19,477,629.21)	101	(\$33,892,507.73)	158
Annuity + Rollover	(\$7,878,536.23)	26	(\$1,516,368.92)	6
Partial Payment (Includes SWO's)	(\$3,847,045.79)	225	(\$3,452,461.52)	220
Partial + Rollover	(\$41,511,718.92)	248	(\$27,763,815.80)	145
Partial + Lump Sum	(\$490,433.16)	6	(\$108,096.27)	3
Partial + Annuity	(\$16,394,759.94)	79	(\$6,965,326.92)	35
Partial + Rollover + Annuity	(\$8,168,685.33)	17	(\$8,460,989.13)	18
Other**	(\$16.63)	2		
Total	(\$148,280,040.64)	2,151	(\$130,395,766.17)	2,196
Forfeitures	\$2,689,627.23	373	\$3,687,397.20	444
Forfeiture Balance	\$1,499,611.39		\$2,078,057.64	

STATE OF NEBRASKA EMPLOYEES RETIREMENT PLAN

Contract 3310-01

Defined Contribution and Cash Balance

Member Information - Comparison of 2015 to 2016

Members	Defined Contribution	Cash Balance	Total
New Members			
2015	0	2,426	2,426
2016	0	2,108	2,108
Increase/(Decrease)	0	(318)	(318)
Active Members			
2015	2,653	13,010	15,663
2016	2,567	13,381	15,948
Increase/(Decrease)	(86)	371	285
Deferred Members			
2015	1,475	6,412	7,887
2016	1,381	6,555	7,936
Increase/(Decrease)	(94)	143	49
Total Members			
2015	4,128	19,422	23,550
2016	3,948	19,936	23,884
Increase/(Decrease)	(180)	514	334

STATE OF NEBRASKA EMPLOYEES RETIREMENT PLAN
Contract 3310-01
Defined Contribution
Summary of Assets - 01/01/2016 to 12/31/2016

Fund Name	Balance 1/1/2016	Deposits	Withdrawals	Net Transfers	Expenses	Net Earnings	Balance 12/31/2016	% Total Balance
Stable Fund	\$71,048,446.62	\$1,848,958.12	(\$5,546,960.01)	\$3,775,744.58	(\$25,727.13)	\$1,275,768.70	\$72,376,230.88	11.23%
Money Market Fund	\$3,349,653.13	\$138,424.80	(\$955,271.69)	\$2,331,650.16	(\$1,673.60)	\$19,153.85	\$4,881,936.65	0.76%
S & P 500 Stock Index	\$93,405,250.00	\$2,322,400.14	(\$4,335,118.79)	(\$2,981,066.79)	(\$28,114.97)	\$10,697,011.31	\$99,080,360.90	15.37%
Small Co. Stock Fund	\$26,643,474.34	\$828,271.32	(\$819,329.91)	\$1,795,545.42	(\$8,320.14)	\$6,271,675.33	\$34,711,316.36	5.38%
International Stock Fund	\$14,519,124.43	\$681,301.32	(\$494,484.33)	(\$802,923.64)	(\$4,145.97)	\$795,289.45	\$14,694,161.26	2.28%
Bond Market Index	\$7,812,690.95	\$310,626.44	(\$291,284.05)	\$1,175,037.99	(\$2,875.19)	\$219,046.64	\$9,223,242.78	1.43%
Lg. Co. Growth Stock Index	\$28,298,221.00	\$774,430.24	(\$710,753.58)	(\$4,062,074.73)	(\$7,453.70)	\$1,656,921.95	\$25,949,291.18	4.02%
Lg. Co. Value Stock Index	\$21,262,942.68	\$720,905.92	(\$848,916.16)	\$707,929.71	(\$6,466.65)	\$3,661,225.60	\$25,497,621.10	3.95%
Conservative Premixed Fund	\$13,212,699.02	\$467,529.11	(\$770,806.73)	\$883,803.26	(\$4,786.26)	\$692,332.12	\$14,480,770.52	2.25%
Aggressive Premixed Fund	\$54,169,753.50	\$1,921,074.62	(\$1,899,549.04)	(\$3,519,641.61)	(\$17,473.71)	\$5,284,204.84	\$55,938,368.60	8.68%
Moderate Premixed Fund	\$265,318,303.19	\$6,833,595.38	(\$13,113,193.85)	(\$6,709,159.99)	(\$84,958.58)	\$20,135,368.40	\$272,379,954.55	42.25%
Investor Select Fund	\$5,915,107.80	\$215,011.94	(\$325,685.15)	\$77,582.24	(\$1,625.62)	\$450,638.95	\$6,331,030.16	0.98%
Age-Based Conservative	\$3,211,285.04	\$67,473.23	(\$247,729.39)	\$1,308,381.32	(\$1,100.17)	\$183,562.93	\$4,521,872.96	0.70%
Age-Based Aggressive	\$350,408.45	\$17,556.35	\$0.00	(\$116,264.17)	(\$88.18)	\$22,811.39	\$274,423.84	0.04%
Age-Based Moderate	\$3,120,396.79	\$89,907.12	(\$79,594.97)	\$1,020,056.85	(\$1,040.41)	\$264,351.75	\$4,414,077.13	0.68%
Total Fund	\$611,637,756.94	\$17,237,466.05	(\$30,438,677.65)	(\$5,115,399.40)	(\$195,850.28)	\$51,629,363.21	\$644,754,658.87	100.00%

STATE OF NEBRASKA EMPLOYEES RETIREMENT PLAN

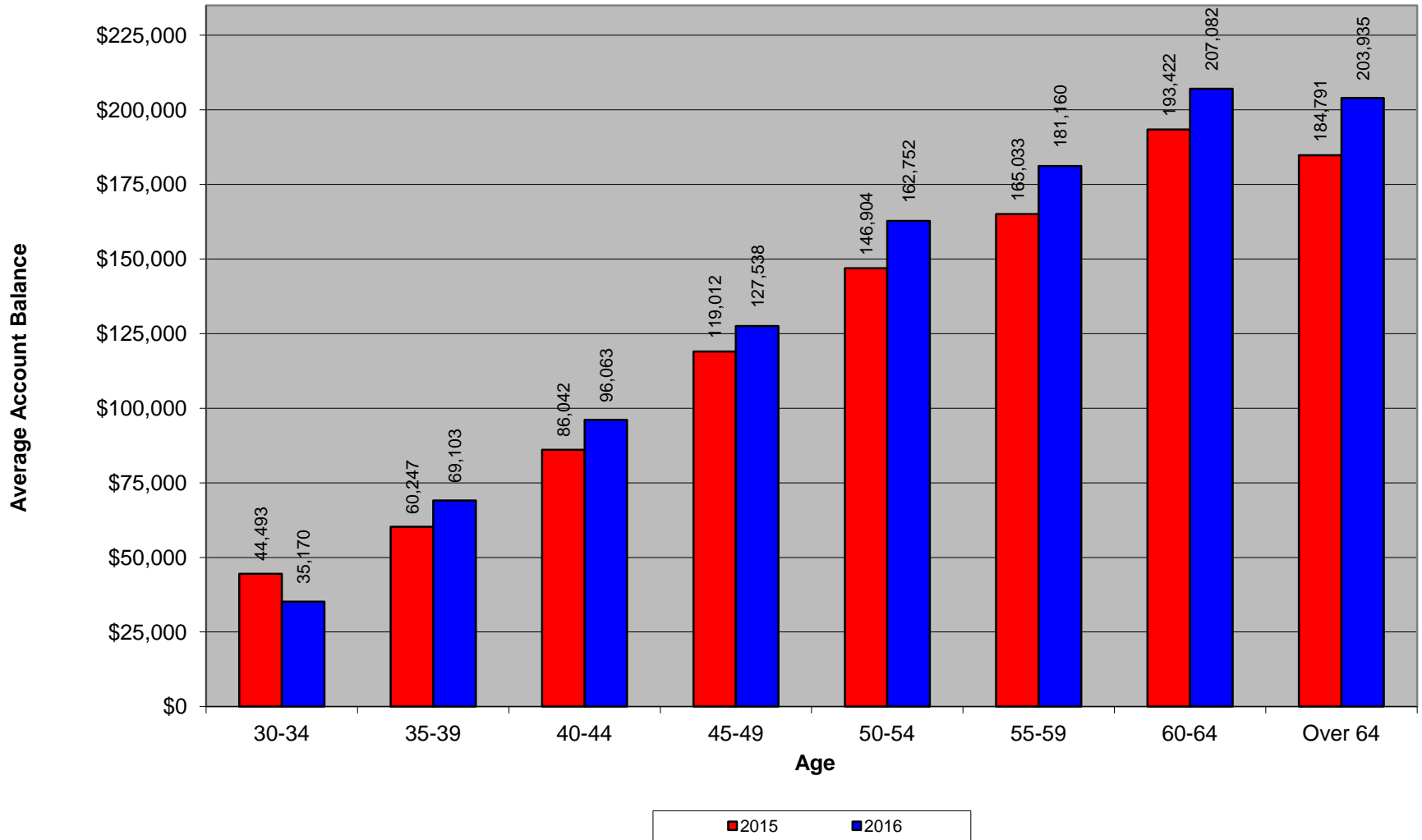
Contract 3310-01

Defined Contribution

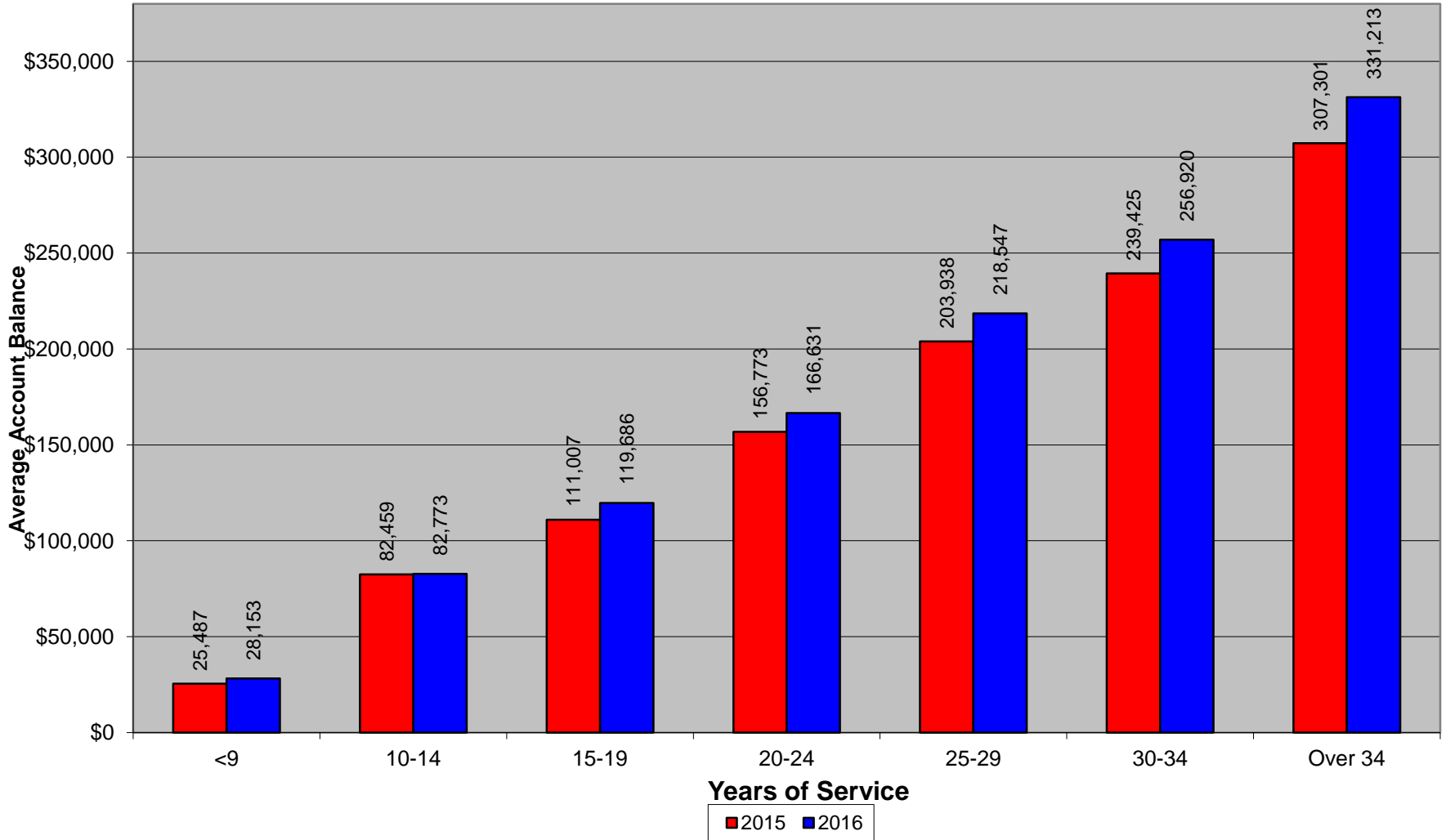
Member Investment Account Balances - as of 12/31/2016

Fund Name	# of Members With A Balance	Market Value	Average Market Value
Stable Fund	2,228	\$72,376,230.88	\$32,484.84
Money Market Fund	277	\$4,881,936.65	\$17,624.32
S & P 500 Stock Index	2,327	\$99,080,360.90	\$42,578.58
Small Co. Stock Fund	1,164	\$34,711,316.36	\$29,820.72
International Stock Fund	991	\$14,694,161.26	\$14,827.61
Bond Market Index	513	\$9,223,242.78	\$17,979.03
Lg. Co. Growth Stock Index	1,002	\$25,949,291.18	\$25,897.50
Lg. Co. Value Stock Index	912	\$25,497,621.10	\$27,957.92
Conservative Premixed Fund	480	\$14,480,770.52	\$30,168.27
Aggressive Premixed Fund	1,075	\$55,938,368.60	\$52,035.69
Moderate Premixed Fund	3,035	\$272,379,954.55	\$89,746.28
Investor Select Fund	169	\$6,331,030.16	\$37,461.72
Age-Based Conservative	47	\$4,521,872.96	\$96,210.06
Age-Based Aggressive	18	\$274,423.84	\$15,245.77
Age-Based Moderate	81	\$4,414,077.13	\$54,494.78
Total		\$644,754,658.87	

STATE OF NEBRASKA EMPLOYEES RETIREMENT PLAN
Contract 3310-01
Defined Contribution
Account Balance by Age



STATE OF NEBRASKA EMPLOYEES RETIREMENT PLAN
Contract 3310-01
Defined Contribution
Account Balance by Years of Service



STATE OF NEBRASKA EMPLOYEES RETIREMENT PLAN

Contract 3310-01

Cash Balance

Summary of Assets - 01/01/2016 to 12/31/2016

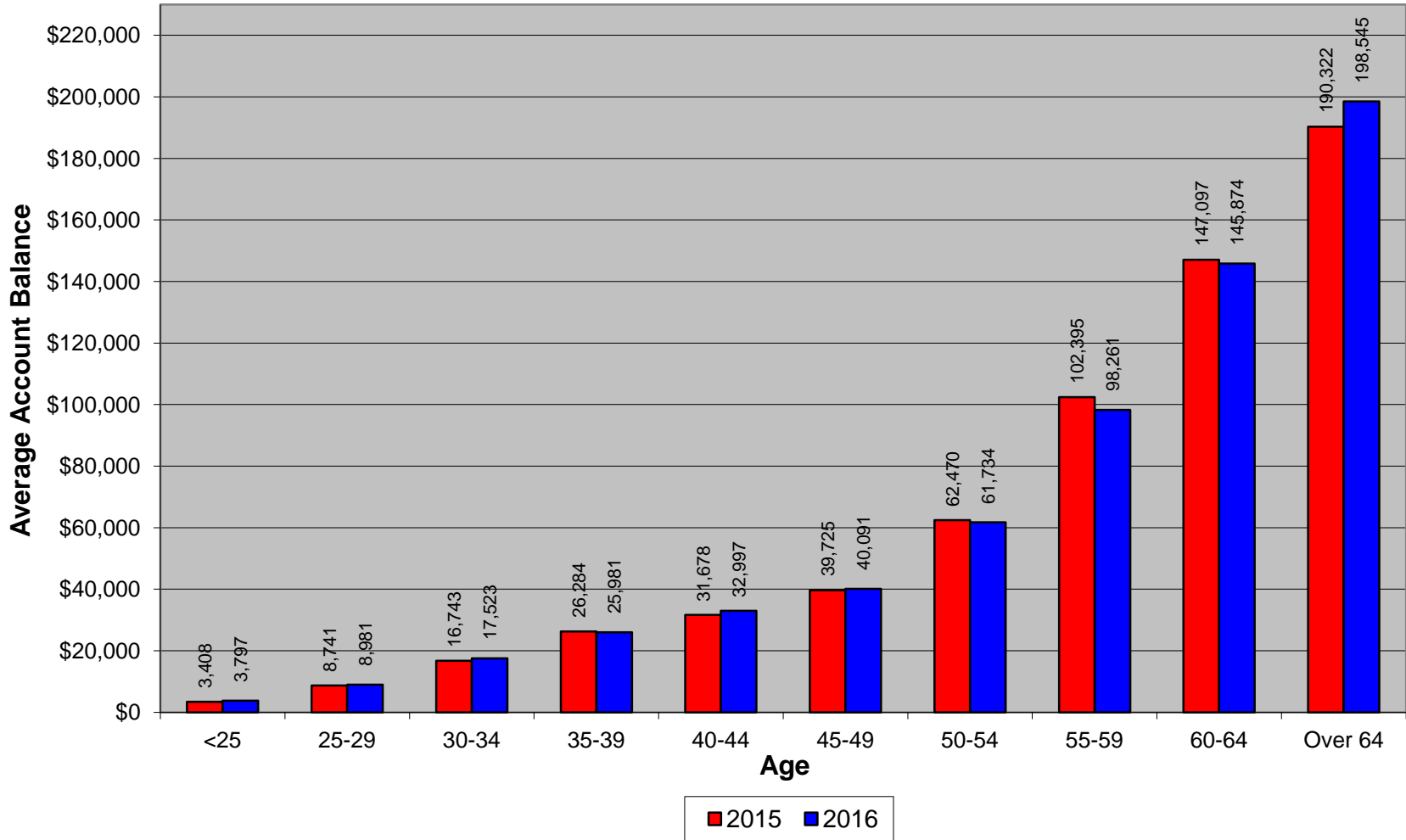
Fund Name	Balance 1/1/2016	Deposits	Withdrawals	Net Transfers	Expenses	Net Earnings	Balance 12/31/2016	% Total Balance
Cash Balance Fund	\$1,099,156,391.21	\$73,140,735.58	(\$102,127,437.23)	\$5,251,786.27	(\$1,122,676.98)	\$54,361,095.59	\$1,128,659,894.44	100.00%
Residual Accounts Fund	<u>\$295,510.73</u>	<u>\$162,980.16</u>	<u>(\$283,530.95)</u>	<u>(\$136,386.87)</u>	<u>(\$3,224.75)</u>	<u>\$0.00</u>	<u>\$35,348.32</u>	<u>0.00%</u>
Total Fund	\$1,099,451,901.94	\$73,303,715.74	(\$102,410,968.18)	\$5,115,399.40	(\$1,125,901.73)	\$54,361,095.59	\$1,128,695,242.76	100.00%

STATE OF NEBRASKA EMPLOYEES RETIREMENT PLAN

Contract 3310-01

Cash Balance

Account Balance by Age

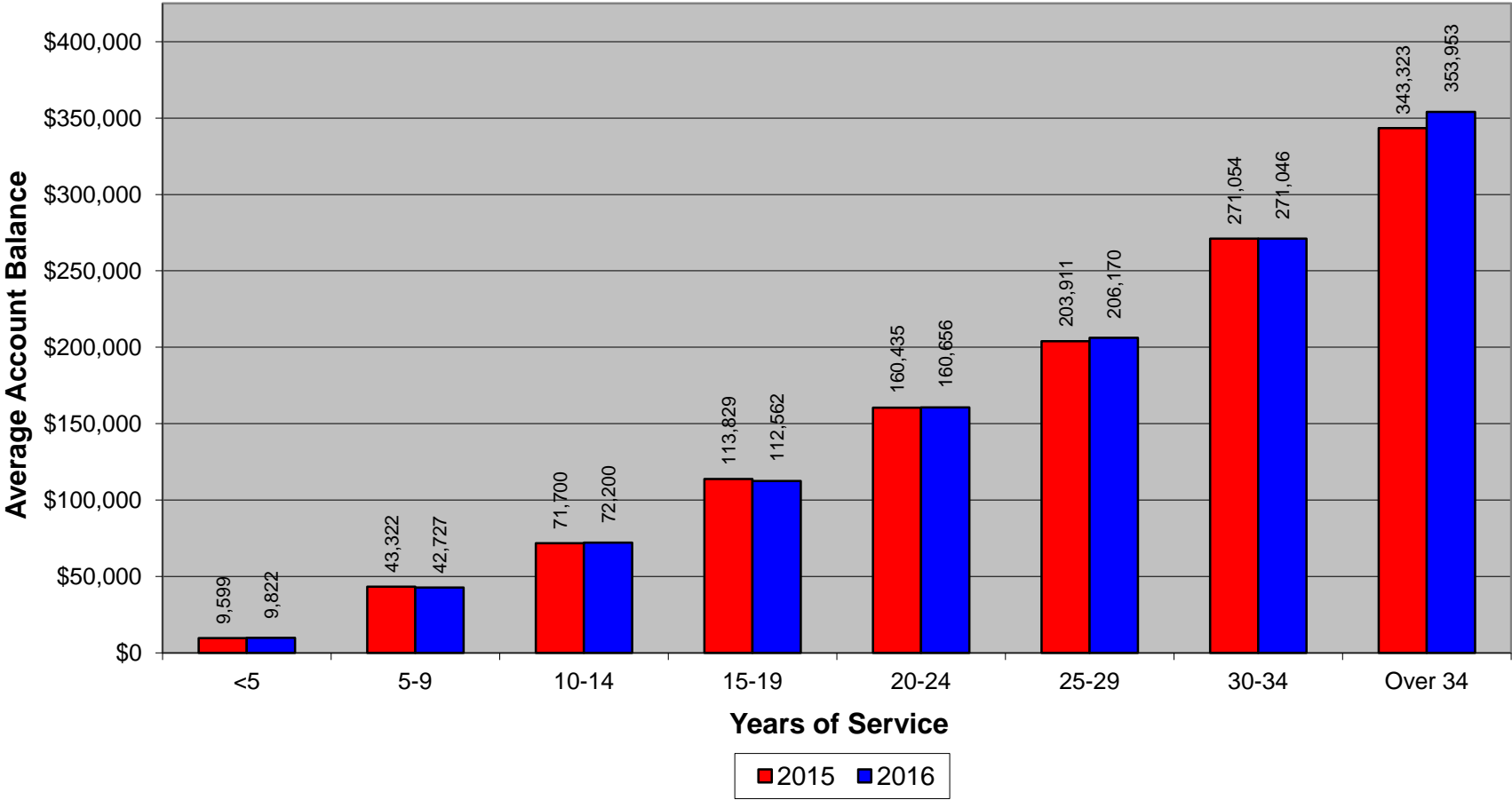


STATE OF NEBRASKA EMPLOYEES RETIREMENT PLAN

Contract 3310-01

Cash Balance

Account Balance by Years of Service



NEBRASKA COUNTY EMPLOYEES RETIREMENT PLAN
Contract 3135-01
Defined Contribution and Cash Balance
Account Summary - 1/1/2016 to 12/31/2016

Account Summary	Defined Contribution	Cash Balance	Total
Beginning Balance	\$187,115,191.36	\$364,064,269.82	\$551,179,461.18
Deposits			
Member*	\$2,374,913.15	\$11,418,643.71	\$13,793,556.86
Employer**	\$3,498,030.90	\$16,891,730.95	\$20,389,761.85
Total Contributions	\$5,872,944.05	\$28,310,374.66	\$34,183,318.71
Transfers	(\$1,675,054.45)	\$1,675,054.45	\$0.00
Forfeiture Transfer	\$0.00	(\$392,707.83)	(\$392,707.83)
Withdrawals	(\$9,199,861.13)	(\$29,037,901.66)	(\$38,237,762.79)
Expenses	(\$149,406.14)	(\$632,434.82)	(\$781,840.96)
Earnings	\$15,542,175.44	\$18,174,892.82	\$33,717,068.26
Ending Balance	\$197,505,989.13	\$382,161,547.44	\$579,667,536.57
Employee Sources:	\$77,920,507.66	\$153,424,385.64	\$231,344,893.30
Employer Sources:	\$119,585,481.47	\$228,737,161.80	\$348,322,643.27
Members with an Account Balance	1,690	9,337	11,027
Average Account Balance	\$116,867.45	\$40,929.80	\$52,568.02
Average Age	57.4	47.0	48.6
Average Service	19.4	7.3	9.2

*Member contributions = 4.5%

**Employer contributions = 150% of Member contributions

*** Forfeiture Transfer processed each January and June.

NEBRASKA COUNTY EMPLOYEES RETIREMENT PLAN

Contract 3135-01

Defined Contribution and Cash Balance

Withdrawal Reason Summary - 01/01/2016 to 12/31/2016

Withdrawal Reason	Defined Contribution Withdrawals		Cash Balance Withdrawals		Total Withdrawals	
	Amount	Number*	Amount	Number*	Amount	Number*
Termination	(\$2,244,587.41)	72	(\$5,883,178.01)	394	(\$8,127,765.42)	466
Retirement	(\$6,069,954.48)	364	(\$21,062,562.56)	281	(\$27,132,517.04)	645
Disability	\$0.00	0	(\$34,760.26)	1	(\$34,760.26)	1
Death	(\$646,733.06)	11	(\$1,871,283.78)	39	(\$2,518,016.84)	50
QDRO	(\$61,276.30)	3	(\$16,338.84)	3	(\$77,615.14)	6
Minimum Distributions	(\$172,434.99)	74	(\$164,122.70)	54	(\$336,557.69)	128
Other**	(\$4,874.89)	4	(\$5,655.51)	14	(\$10,530.40)	18
Total	(\$9,199,861.13)	528	(\$29,037,901.66)	786	(\$38,237,762.79)	1,314

*Number includes all withdrawals. For example, Members receiving monthly distributions would be counted as 12 withdrawals.

** Other includes Return of Ineligible Contributions

NEBRASKA COUNTY EMPLOYEES RETIREMENT PLAN

Contract 3135-01

Defined Contribution and Cash Balance

Withdrawal Type Summary - 01/01/2016 to 12/31/2016

Withdrawal Type	Defined Contribution		Cash Balance		Total	
	Amount	Members	Amount	Members	Amount	Members
100% Rollover	(\$5,612,324.36)	47	(\$6,028,913.96)	142	(\$11,641,238.32)	189
100% Lump Sum	(\$958,017.13)	23	(\$5,152,233.26)	417	(\$6,110,250.39)	440
100% Annuity*	\$0.00	0	(\$8,708,179.72)	53	(\$8,708,179.72)	53
Annuity + Rollover	\$0.00	0	(\$2,180,145.48)	5	(\$2,180,145.48)	5
Partial Payment (Includes SWO's)	(\$827,938.54)	115	(\$3,677.71)	1	(\$831,616.25)	116
Partial + Rollover	(\$1,677,580.78)	12	(\$4,654,025.07)	48	(\$6,331,605.85)	60
Partial + Lump Sum	(\$119,125.43)	1	\$0.00	0	(\$119,125.43)	1
Partial + Annuity*	\$0.00	0	(\$1,510,188.82)	12	(\$1,510,188.82)	12
Partial + Rollover + Annuity	\$0.00	0	(\$794,882.13)	3	(\$794,882.13)	3
Other**	(\$4,874.89)	4	(\$5,655.51)	14	(\$10,530.40)	18
Total	(\$9,199,861.13)	202	(\$29,037,901.66)	695	(\$38,237,762.79)	897
Forfeitures	\$0.00	0	\$871,225.73	475	\$871,225.73	475
Forfeiture Balance	\$0.00		\$520,651.56		\$520,651.56	

*There were 11 Defined Contribution Members who elected an Annuity for a total of \$1,511,434.83. These figures are shown in the Cash Balance section, since all Annuities are paid out of the Cash Balance Fund.

** Other includes Return of Ineligible Contributions .

NEBRASKA COUNTY EMPLOYEES RETIREMENT PLAN

Contract 3135-01

Defined Contribution and Cash Balance

Withdrawal Type Summary - 01/01/2016 to 12/31/2016

Withdrawal Type	Amount	Percent
Rollover	(18,230,752.02)	47.68%
Lump Sum	(6,211,875.82)	16.25%
Annuity	(12,391,778.42)	32.41%
Partial Payment (Includes SWO's)	(1,392,826.13)	3.64%
Other	<u>(\$10,530.40)</u>	<u>0.02%</u>
Total	(38,237,762.79)	100.00%

NEBRASKA COUNTY EMPLOYEES RETIREMENT PLAN
Contract 3135-01
Defined Contribution and Cash Balance
Account Summary - Comparison of 2015 to 2016

Account Summary	2015	2016
Beginning Balance	\$520,873,513.44	\$551,179,461.18
Contributions		
Member*	\$13,207,629.90	\$13,793,556.86
Employer**	\$19,509,697.34	\$20,389,761.85
Total Contributions	\$32,717,327.24	\$34,183,318.71
Transfers	\$0.00	\$0.00
Forfeiture Transfer***	(\$355,263.72)	(\$392,707.83)
Withdrawals	(\$38,305,750.18)	(\$38,237,762.79)
Expenses	(\$668,879.53)	(\$781,840.96)
Earnings	\$36,918,513.93	\$33,717,068.26
Ending Balance	\$551,179,461.18	\$579,667,536.57
Employee Sources:	\$219,363,579.76	\$231,344,893.30
Employer Sources:	\$331,815,881.42	\$348,322,643.27
Members with an Account Balance	10,829	11,027
Average Account Balance	\$50,898.46	\$52,568.02
Average Age	48.8	48.6
Average Service	9.3	9.2

*Member contributions = 4.5%

**Employer contributions = 150% of Member contributions

***Forfeiture Transfer processed each January and June

NEBRASKA COUNTY EMPLOYEES RETIREMENT PLAN
Contract 3135-01
Defined Contribution and Cash Balance
Withdrawal Reason Summary - Comparison of 2015 to 2016

Withdrawal Reason	2015 Withdrawals		2016 Withdrawals	
	Amount	Number*	Amount	Number*
Termination	(\$8,161,459.31)	807	(\$8,127,765.42)	466
Retirement	(\$28,309,534.47)	769	(\$27,132,517.04)	645
Disability	\$0.00	0	(\$34,760.26)	1
Death	(\$1,178,541.95)	37	(\$2,518,016.84)	50
QDRO	(\$148,354.10)	11	(\$77,615.14)	6
Minimum Distributions	(\$506,008.98)	173	(\$336,557.69)	128
Other**	(\$1,851.37)	7	(\$10,530.40)	18
Total	(\$38,305,750.18)	1,804	(\$38,237,762.79)	1,314

*Number includes all withdrawals. For example, Members receiving monthly distributions would be counted as 12 withdrawals.

** Other includes Return of Ineligible Contributions

NEBRASKA COUNTY EMPLOYEES RETIREMENT PLAN

Contract 3135-01

Defined Contribution and Cash Balance

Withdrawal Type Summary - Comparison of 2015 to 2016

Withdrawal Type	2015		2016	
	Amount	Members	Amount	Members
100% Rollover	(\$10,096,834.02)	180	(\$11,641,238.32)	189
100% Lump Sum	(\$5,613,852.54)	405	(\$6,110,250.39)	440
100% Annuity	(\$4,395,655.55)	31	(\$8,708,179.72)	53
Annuity + Rollover	(\$1,154,991.97)	7	(\$2,180,145.48)	5
Partial Payment (Includes SWO's)	(\$810,372.10)	116	(\$831,616.25)	116
Partial + Rollover	(\$10,527,808.32)	127	(\$6,331,605.85)	60
Partial + Lump Sum	(\$6,688.29)	1	(\$119,125.43)	1
Partial + Annuity	(\$5,286,629.71)	49	(\$1,510,188.82)	12
Partial + Rollover + Annuity	(\$411,066.31)	2	(\$794,882.13)	3
Other**	(\$1,851.37)	7	(\$10,530.40)	18
Total	(\$38,305,750.18)	925	(\$38,237,762.79)	897
Forfeitures	\$836,946.42	486	\$871,225.73	475
Forfeiture Balance	\$466,797.50		\$520,651.56	

** Other includes Return of Ineligible Contributions

NEBRASKA COUNTY EMPLOYEES RETIREMENT PLAN

Contract 3135-01

Defined Contribution and Cash Balance

Member Information - Comparison of 2015 to 2016

Members	Defined Contribution	Cash Balance	Total
New Members			
2015	0	1,149	1,149
2016	0	951	951
Increase/(Decrease)	0	(198)	(198)
Active Members			
2015	1,103	6,507	7,610
2016	1,061	6,806	7,867
Increase/(Decrease)	(42)	299	257
Deferred Members			
2015	668	2,551	3,219
2016	629	2,531	3,160
Increase/(Decrease)	(39)	(20)	(59)
Total Members			
2015	1,771	9,058	10,829
2016	1,690	9,337	11,027
Increase/(Decrease)	(81)	279	198

NEBRASKA COUNTY EMPLOYEES RETIREMENT PLAN
Contract 3135-01
Defined Contribution
Summary of Assets - 01/01/2016 to 12/31/2016

Fund Name	Balance 1/1/2016	Deposits	Withdrawals	Net Transfers	Expenses	Net Earnings	Balance 12/31/2016	% Total Balance
Stable Fund	\$21,083,544.36	\$694,607.32	(\$1,148,789.81)	(\$361,080.85)	(\$17,354.10)	\$373,613.27	\$20,624,540.19	10.44%
Money Market Fund	\$722,482.20	\$44,225.71	(\$36,908.42)	\$41,141.55	(\$848.00)	\$4,496.39	\$774,589.43	0.39%
S & P 500 Stock Index	\$26,112,584.84	\$697,879.24	(\$1,402,865.21)	(\$280,610.74)	(\$20,601.80)	\$3,121,433.08	\$28,227,819.41	14.29%
Small Co. Stock Fund	\$6,825,365.32	\$217,899.76	(\$364,244.18)	(\$188,584.35)	(\$5,250.15)	\$1,522,982.86	\$8,008,169.26	4.05%
International Stock Fund	\$3,138,486.13	\$143,520.83	(\$254,453.51)	(\$205,178.73)	(\$2,210.03)	\$144,312.02	\$2,964,476.71	1.50%
Bond Market Index	\$1,303,748.36	\$62,132.26	(\$47,537.46)	\$253,104.63	(\$1,361.54)	\$29,656.66	\$1,599,742.91	0.81%
Lg. Co. Growth Stock Index	\$7,373,218.43	\$231,874.82	(\$303,309.58)	(\$1,054,434.44)	(\$4,774.37)	\$377,633.69	\$6,620,208.55	3.35%
Lg. Co. Value Stock Index	\$4,112,547.90	\$170,294.15	(\$233,307.56)	\$1,356,259.49	(\$3,369.21)	\$760,375.04	\$6,162,799.81	3.12%
Conservative Premixed Fund	\$6,407,310.64	\$266,530.10	(\$353,345.09)	\$135,089.69	(\$5,350.94)	\$329,095.85	\$6,779,330.25	3.43%
Aggressive Premixed Fund	\$17,867,078.42	\$692,254.12	(\$612,662.61)	(\$468,143.21)	(\$14,229.32)	\$1,813,740.34	\$19,278,037.74	9.76%
Moderate Premixed Fund	\$89,258,253.11	\$2,548,200.87	(\$4,331,587.92)	(\$1,228,820.94)	(\$71,676.33)	\$6,840,031.39	\$93,014,400.18	47.09%
Investor Select Fund	\$1,656,613.75	\$49,963.32	(\$36,362.80)	(\$196,665.36)	(\$1,209.75)	\$122,987.00	\$1,595,326.16	0.81%
Age-Based Conservative	\$671,449.62	\$22,592.65	(\$27,042.08)	\$213,542.81	(\$677.58)	\$54,189.53	\$934,054.95	0.47%
Age-Based Aggressive	\$99,907.82	\$2,975.15	\$0.00	(\$27,703.29)	(\$89.18)	\$8,606.79	\$83,697.29	0.04%
Age-Based Moderate	\$482,600.46	\$27,993.75	(\$47,444.90)	\$337,029.29	(\$403.84)	\$39,021.53	\$838,796.29	0.42%
Total Fund	\$187,115,191.36	\$5,872,944.05	(\$9,199,861.13)	(\$1,675,054.45)	(\$149,406.14)	\$15,542,175.44	\$197,505,989.13	100.00%

NEBRASKA COUNTY EMPLOYEES RETIREMENT PLAN

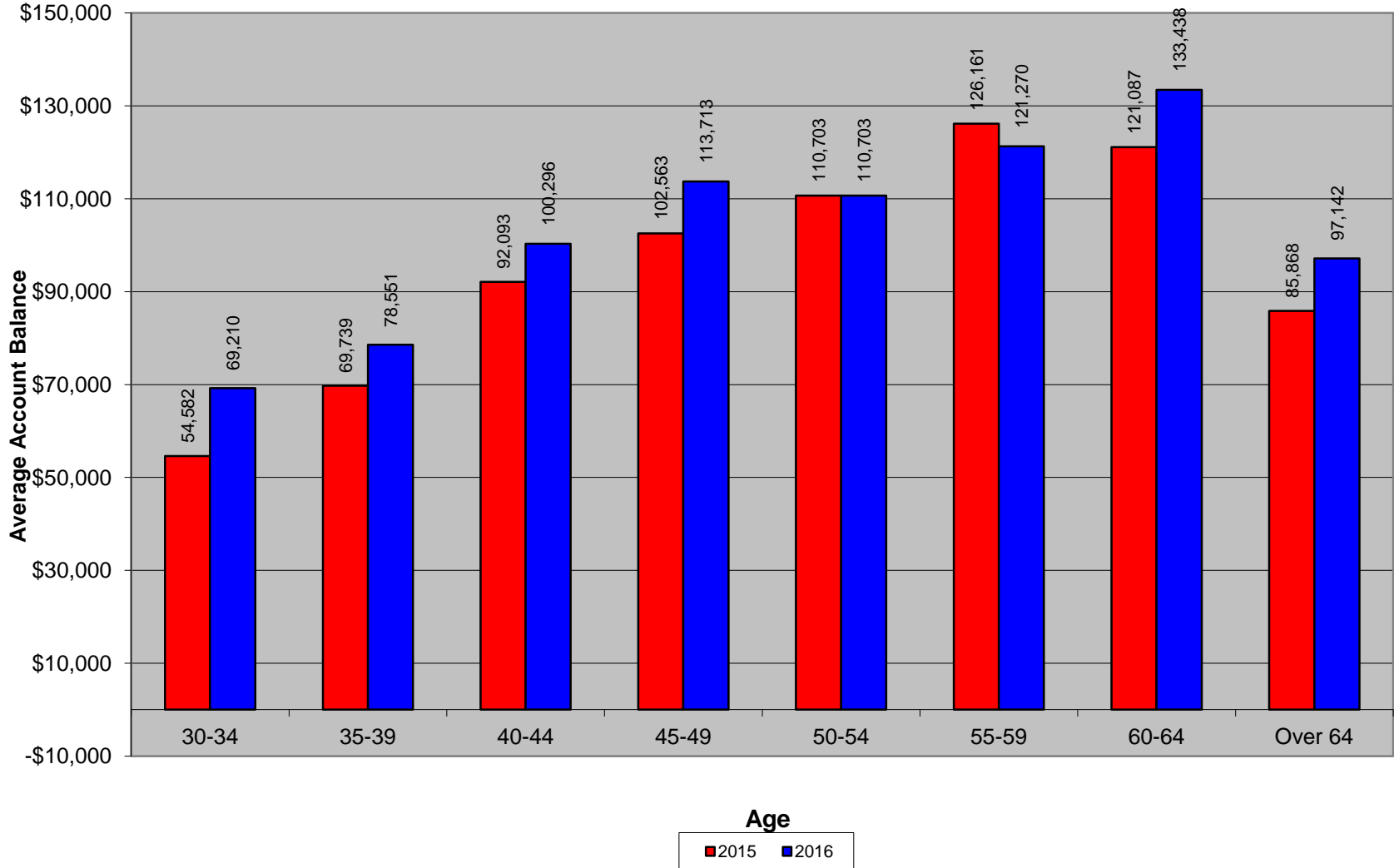
Contract 3135-01

Defined Contribution

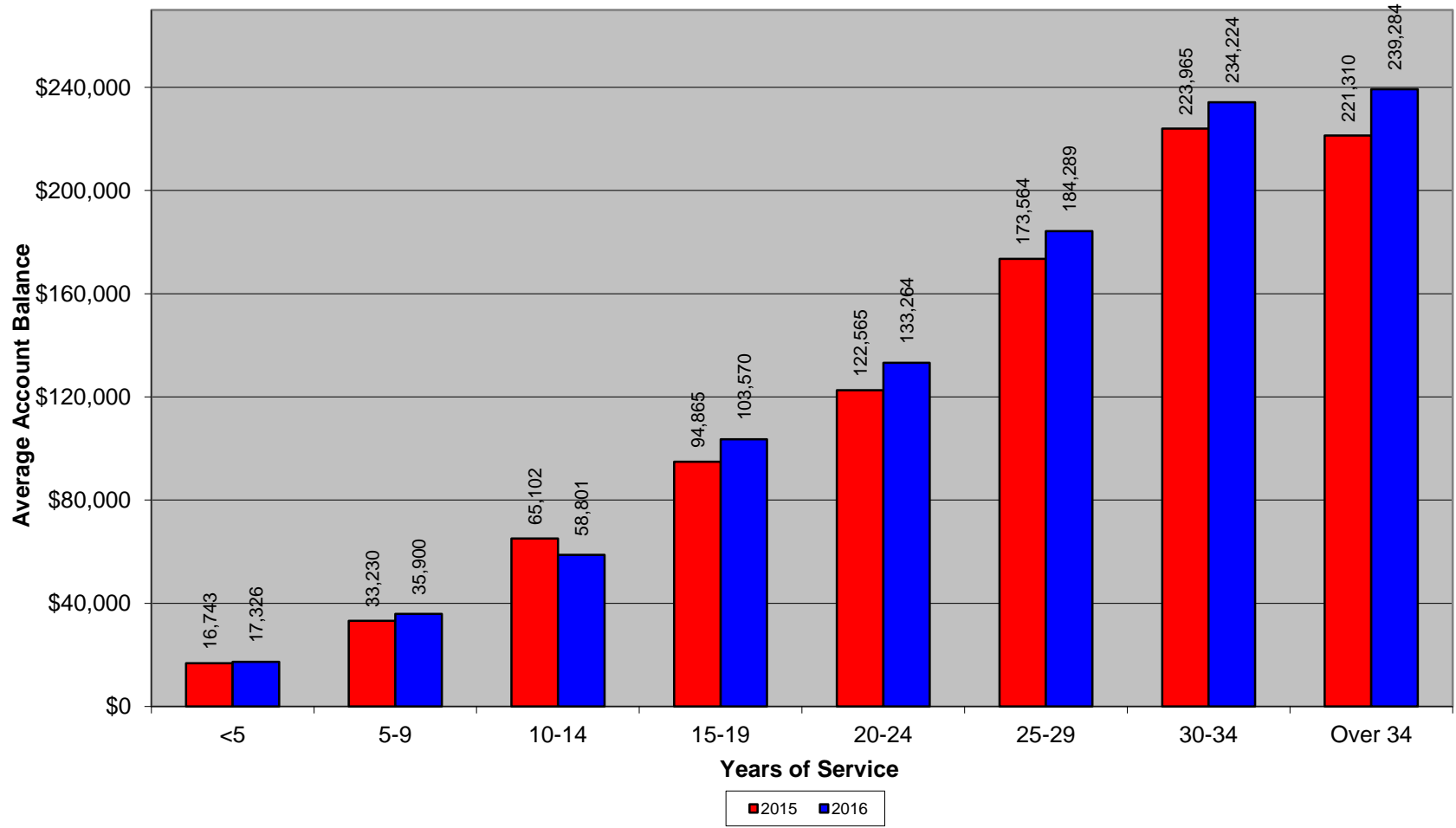
Member Investment Account Balances - as of 12/31/2016

Fund Name	# of Members With A Balance	Market Value	Average Market Value
Stable Fund	1,009	\$20,624,540.19	\$20,440.58
Money Market Fund	134	\$774,589.43	\$5,780.52
S & P 500 Stock Index	912	\$28,227,819.41	\$30,951.56
Small Co. Stock Fund	388	\$8,008,169.26	\$20,639.61
International Stock Fund	310	\$2,964,476.71	\$9,562.83
Bond Market Index	185	\$1,599,742.91	\$8,647.26
Lg. Co. Growth Stock Index	342	\$6,620,208.55	\$19,357.33
Lg. Co. Value Stock Index	285	\$6,162,799.81	\$21,623.86
Conservative Premixed Fund	230	\$6,779,330.25	\$29,475.35
Aggressive Premixed Fund	457	\$19,278,037.74	\$42,183.89
Moderate Premixed Fund	1,423	\$93,014,400.18	\$65,365.00
Investor Select Fund	41	\$1,595,326.16	\$38,910.39
Age-Based Conservative	18	\$934,054.95	\$51,891.94
Age-Based Aggressive	5	\$83,697.29	\$16,739.46
Age-Based Moderate	26	<u>\$838,796.29</u>	\$32,261.40
Total		\$197,505,989.13	

NEBRASKA COUNTY EMPLOYEES RETIREMENT PLAN
Contract 3135-01
Defined Contribution
Account Balance by Age



NEBRASKA COUNTY EMPLOYEES RETIREMENT PLAN
Contract 3135-01
Defined Contribution
Account Balance by Years of Service



NEBRASKA COUNTY EMPLOYEES RETIREMENT PLAN
Contract 3135-01
Defined Contribution
Systematic Withdrawals (SWOs) - as of 12/31/2016

SWO Frequency	Number of SWOs*	Number Paid by Check	Number Paid by Direct Deposit
Monthly	24	6	18
Quarterly	1	0	1
Semi-Annual	2	2	0
Annual	5	3	2
Total	32	11	21

*Number of members receiving Systematic Withdrawals

NEBRASKA COUNTY EMPLOYEES RETIREMENT PLAN

Contract 3135-01

Cash Balance

Summary of Assets - 01/01/2016 to 12/31/2016

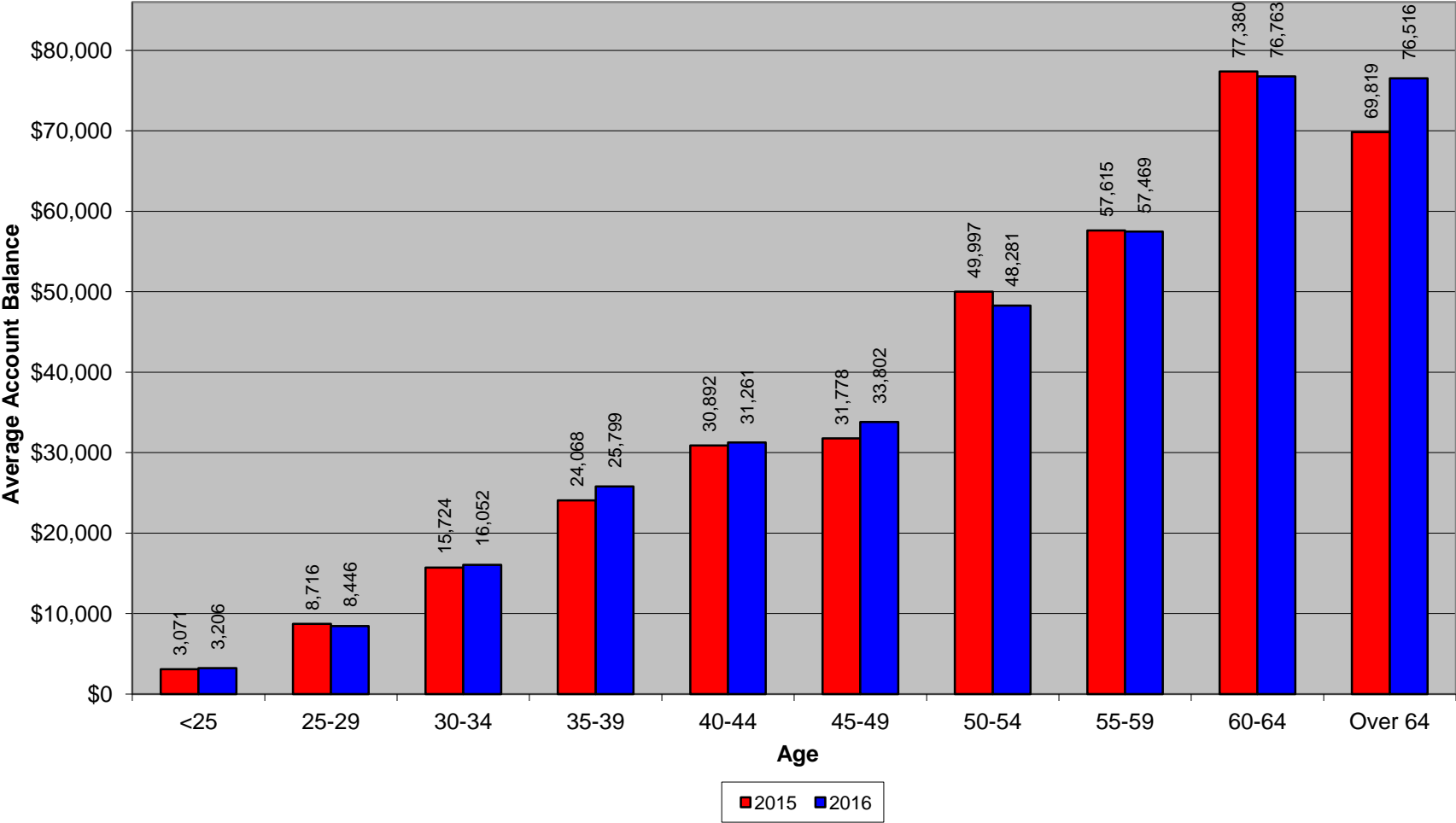
Fund Name	Balance 1/1/2016	Deposits	Withdrawals	Net Transfers	Expenses	Net Earnings*	Balance 12/31/2016	% Total Balance
Cash Balance Fund	\$363,917,509.14	\$28,266,173.71	(\$29,290,794.07)	\$1,714,605.23	(\$630,256.28)	\$18,174,892.82	\$382,152,130.55	100.00%
Residual Accounts Fund	<u>\$146,760.68</u>	<u>\$44,200.95</u>	<u>(\$139,815.42)</u>	<u>(\$39,550.78)</u>	<u>(\$2,178.54)</u>	<u>\$0.00</u>	<u>\$9,416.89</u>	<u>0.00%</u>
Total Fund	\$364,064,269.82	\$28,310,374.66	(\$29,430,609.49)	\$1,675,054.45	(\$632,434.82)	\$18,174,892.82	\$382,161,547.44	100.00%

NEBRASKA COUNTY EMPLOYEES RETIREMENT PLAN

Contract 3135-01

Cash Balance

Account Balance by Age

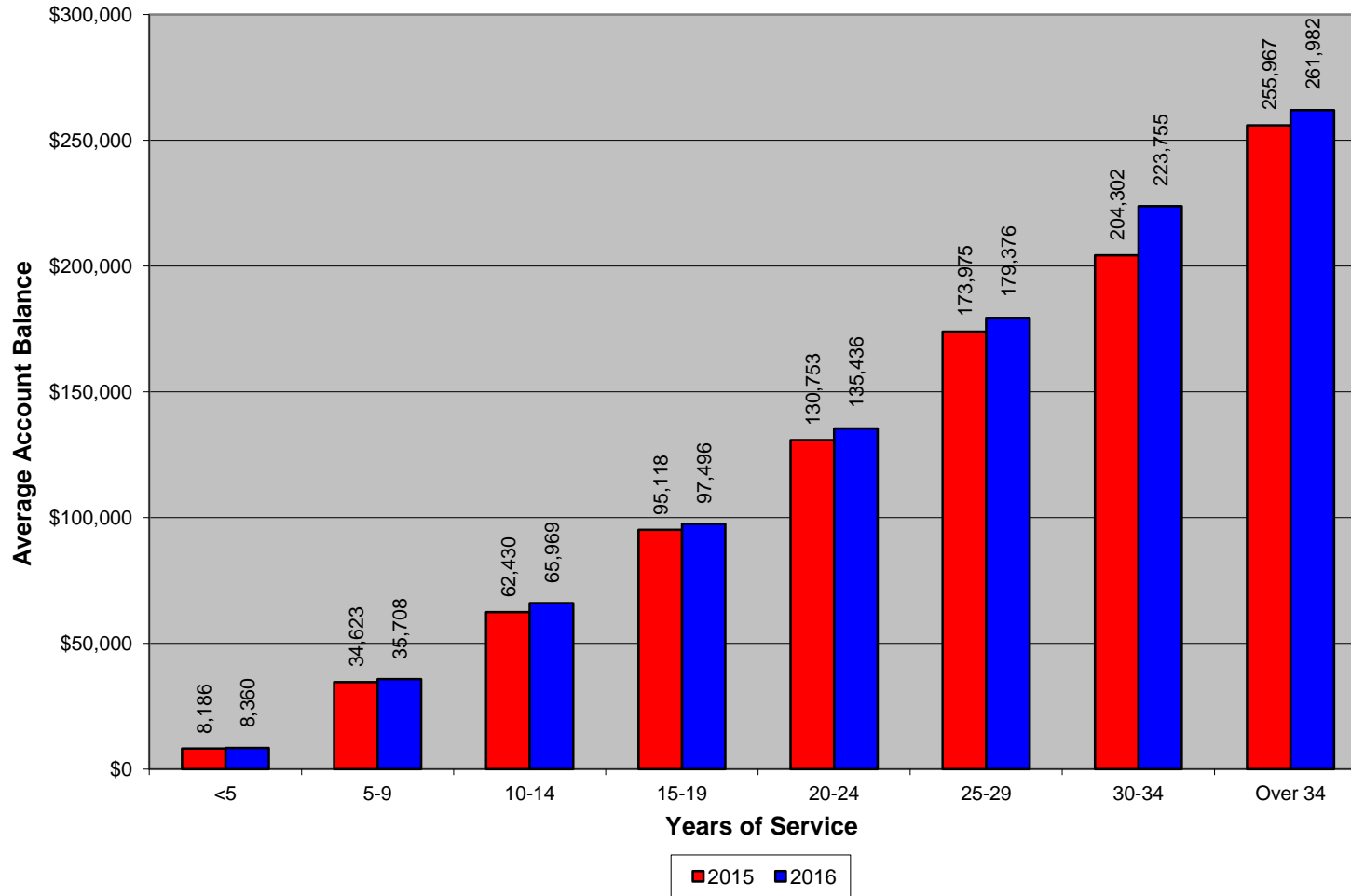


NEBRASKA COUNTY EMPLOYEES RETIREMENT PLAN

Contract 3135-01

Cash Balance

Account Balance by Years of Service



STATE OF NEBRASKA DEFERRED COMPENSATION PLAN
Contract 2000-01
Summary of Assets - 01/01/2016 to 12/31/2016

Fund Name	Balance 1/1/2016	Deposits	Withdrawals	Net Transfers	Expenses	Net Earnings	Balance 12/31/2016	% Total Balance
Stable Fund	\$32,042,256.52	\$2,347,083.36	(\$3,940,213.67)	\$2,099,727.52	(\$35,011.95)	\$584,122.27	\$33,097,964.05	18.01%
Money Market Fund	\$1,888,889.11	\$312,443.52	(\$475,973.66)	\$1,483,468.89	(\$3,088.86)	\$12,782.72	\$3,218,521.72	1.75%
S & P 500 Stock Index	\$38,107,306.71	\$2,019,360.33	(\$2,906,665.13)	(\$1,846,745.12)	(\$35,714.16)	\$4,382,052.37	\$39,719,595.00	21.62%
Small Co. Stock Fund	\$14,912,912.71	\$998,767.76	(\$1,169,930.72)	(\$633,386.40)	(\$14,043.74)	\$3,408,023.92	\$17,502,343.53	9.53%
International Stock Fund	\$10,771,203.26	\$804,323.74	(\$1,064,139.78)	(\$1,116,432.21)	(\$9,348.70)	\$521,501.94	\$9,907,108.25	5.39%
Bond Market Index	\$6,061,657.32	\$565,643.67	(\$1,033,272.98)	\$576,424.78	(\$6,369.01)	\$152,709.08	\$6,316,792.86	3.44%
Lg. Co. Growth Stock Index	\$12,000,079.49	\$974,804.33	(\$1,064,154.92)	(\$900,763.10)	(\$10,766.21)	\$794,648.77	\$11,793,848.36	6.42%
Lg. Co. Value Stock Index	\$11,886,173.76	\$899,315.76	(\$1,165,433.48)	(\$81,428.25)	(\$10,940.18)	\$1,999,813.73	\$13,527,501.34	7.36%
Conservative Premixed Fund	\$5,215,188.74	\$973,469.61	(\$416,943.90)	\$365,289.04	(\$5,953.58)	\$287,540.09	\$6,418,590.00	3.49%
Aggressive Premixed Fund	\$6,682,303.12	\$493,624.00	(\$494,593.74)	(\$1,025,743.83)	(\$8,397.76)	\$633,158.64	\$6,280,350.43	3.42%
Moderate Premixed Fund	\$16,131,491.33	\$1,432,237.36	(\$1,353,007.59)	\$354,405.49	(\$16,515.01)	\$1,287,430.75	\$17,836,042.33	9.71%
Investor Select Fund	\$9,225,222.10	\$563,433.99	(\$412,352.95)	(\$27,435.89)	(\$7,575.98)	\$739,366.33	\$10,080,657.60	5.49%
Age-Based Conservative	\$3,781,985.21	\$522,572.96	(\$428,251.74)	\$498,427.55	(\$4,468.29)	\$189,277.74	\$4,559,543.43	2.48%
Age-Based Aggressive	\$335,661.45	\$133,220.21	(\$27,940.96)	(\$78,440.45)	(\$1,747.88)	\$38,927.50	\$399,679.87	0.22%
Age-Based Moderate	\$2,157,885.99	\$416,013.79	(\$16,553.35)	\$332,631.98	(\$3,347.30)	\$190,874.33	\$3,077,505.44	1.67%
Total Fund	\$171,200,216.82	\$13,456,314.39	(\$15,969,428.57)	(\$0.00)	(\$173,288.61)	\$15,222,230.18	\$183,736,044.21	100.00%

STATE OF NEBRASKA DEFERRED COMPENSATION PLAN

Contract 2000-01

Account Summary - Comparison of 2015 to 2016

Account Summary	2015	2016
Beginning Balance	\$175,195,729.26	\$171,200,216.82
Contributions		
Employee	\$10,742,359.32	\$10,394,220.88
Transfers from Hartford*	\$845,269.52	\$559,723.09
Rollovers from State/DROP Plan**	\$2,407,730.67	\$883,817.40
Rollovers from Other Plans***	\$283,862.46	\$1,618,553.02
Total Contributions	\$14,279,221.97	\$13,456,314.39
Withdrawals	(\$18,516,554.06)	(\$15,969,428.57)
Expenses	(\$161,640.99)	(\$173,288.61)
Earnings	\$403,460.64	\$15,222,230.18
Ending Balance	\$171,200,216.82	\$183,736,044.21
Employee Source:	\$161,626,358.53	\$172,112,082.83
Rollover Source:	\$9,573,858.29	\$11,623,961.38
Members with an Account Balance	3,294	3,365
Average Account Balance	\$51,973.35	\$54,602.09
Average Age	56.2	56.4

*In 2016, 9 members transferred money from Hartford to the State Deferred Compensation Plan.

**In 2016, 12 members elected to rollover part or all of their State/DROP account balance to the State Deferred Compensation Plan.

***In 2016, 16 members elected to rollover money from other qualified accounts to the State Deferred Compensation Plan.

STATE OF NEBRASKA DEFERRED COMPENSATION PLAN
Contract 2000-01
Withdrawal Reason Summary - Comparison of 2015 to 2016

Withdrawal Reason	2015 Withdrawals		2016 Withdrawals	
	Amount	Number*	Amount	Number*
Termination	(\$713,730.78)	92	(\$1,206,431.57)	114
Retirement	(\$16,765,290.68)	908	(\$12,906,249.58)	1,011
Disability	\$0.00	0	\$0.00	0
Death	(\$327,141.78)	42	(\$1,182,665.21)	50
QDRO	\$0.00	0	\$0.00	0
Minimum Distributions	(\$688,033.00)	127	(\$669,371.77)	128
De minimis	(\$4,476.69)	1	(\$4,710.44)	2
Unforeseeable Emergency	(\$15,251.13)	3	\$0.00	0
Other **	(\$2,630.00)	6	\$0.00	0
Total	(\$18,516,554.06)	1,179	(\$15,969,428.57)	1,305

*Number includes all withdrawals. For example, Members receiving monthly distributions would be counted as 12 withdrawals.

STATE OF NEBRASKA DEFERRED COMPENSATION PLAN

Contract 2000-01

Withdrawal Type Summary - Comparison of 2015 to 2016

Withdrawal Type	2015		2016	
	Amount	Members	Amount	Members
100% Rollover	(\$11,406,863.24)	148	(\$7,668,030.26)	117
100% Lump Sum	(\$787,420.47)	69	(\$842,868.16)	83
100% Annuity	(\$747,343.35)	11	(\$880,363.19)	11
Partial Payment (Includes SWO's)*	(\$1,916,042.88)	194	(\$2,359,527.90)	225
Partial + Annuity + Rollover	(\$254,619.70)	1	(\$180,737.93)	1
Partial + Rollover	(\$3,181,444.84)	26	(\$3,996,066.25)	26
Partial + Lump Sum	(\$12,837.31)	1	(\$41,834.88)	1
Partial + Annuity	(\$207,352.27)	1	\$0.00	0
Other **	(\$2,630.00)	6	\$0.00	0
Total	(\$18,516,554.06)	451	(\$15,969,428.57)	464

STATE OF NEBRASKA DEFERRED COMPENSATION PLAN

Contract 2000-01

Withdrawal Reason Summary - 2016

Withdrawal		
Type	Amount	Percent
Rollover	(11,514,935.53)	72.11%
Lump Sum	(866,703.04)	5.43%
Annuity	(1,021,101.12)	6.39%
Partial Payment (Includes SWO's)	<u>(2,566,688.88)</u>	<u>16.07%</u>
Total	(15,969,428.57)	100.00%

STATE OF NEBRASKA DEFERRED COMPENSATION PLAN

Contract 2000-01

Member Information - Comparison of 2015 to 2016

Members	Number
New Members	
2015	204
2016	294
Increase/(Decrease)	90
Active Members	
2015	2,496
2016	2,521
Increase/(Decrease)	25
Deferred Members	
2015	798
2016	844
Increase/(Decrease)	46
Total Members	
2015	3,294
2016	3,365
Increase/(Decrease)	71

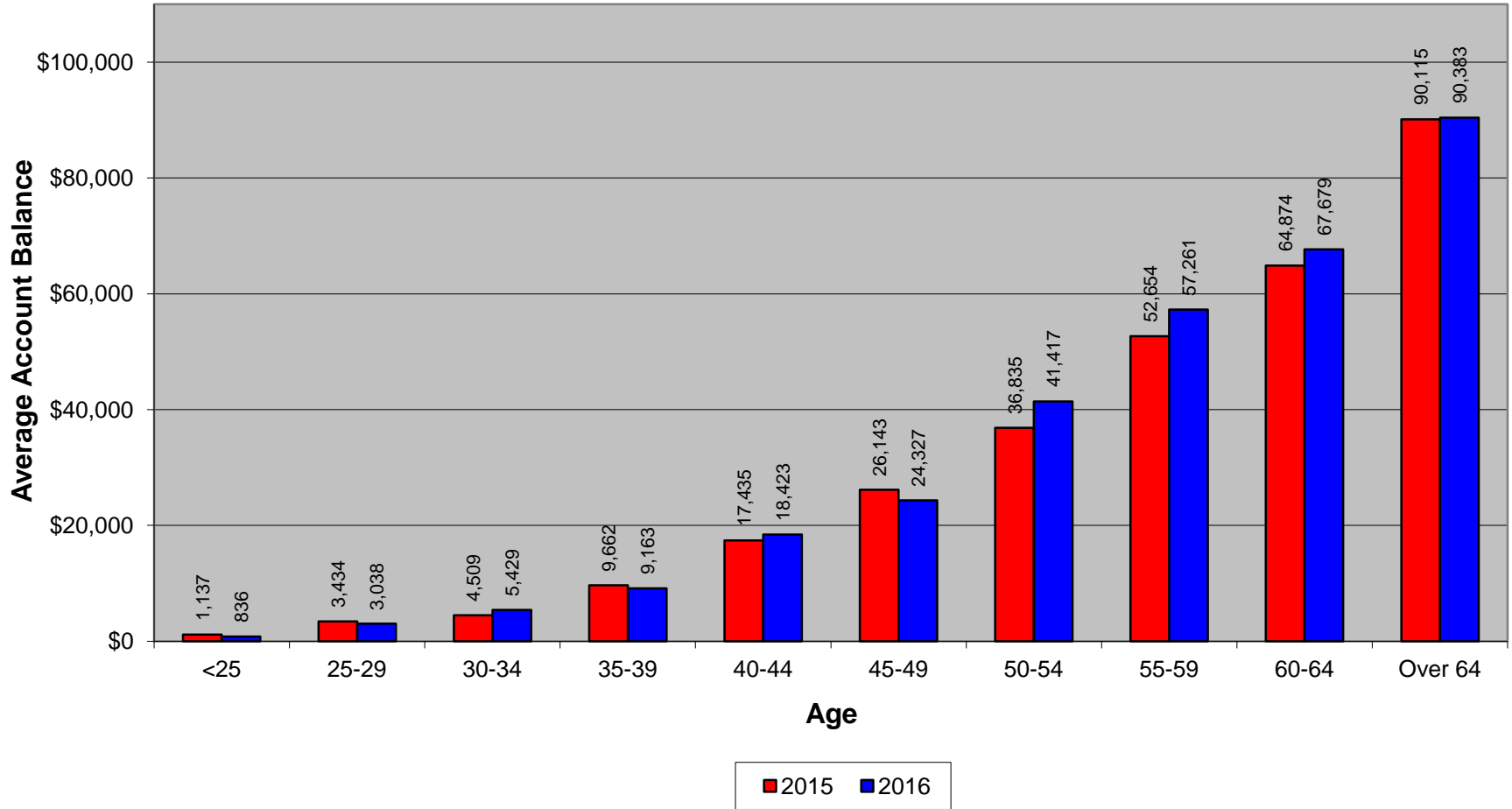
STATE OF NEBRASKA DEFERRED COMPENSATION PLAN

Contract 2000-01

Participant Investment Account Balances - as of 12/31/2016

Fund Name	# of Members With A Balance	Market Value	Average Market Value
Stable Fund	1,308	\$33,097,964.05	\$25,304.25
Money Market Fund	311	\$3,218,521.72	\$10,348.94
S & P 500 Stock Index	1,620	\$39,719,595.00	\$24,518.27
Small Co. Stock Fund	1,098	\$17,502,343.53	\$15,940.20
International Stock Fund	1,053	\$9,907,108.25	\$9,408.46
Bond Market Index	575	\$6,316,792.86	\$10,985.73
Lg. Co. Growth Stock Index	914	\$11,793,848.36	\$12,903.55
Lg. Co. Value Stock Index	837	\$13,527,501.34	\$16,161.89
Conservative Premixed Fund	406	\$6,418,590.00	\$15,809.33
Aggressive Premixed Fund	735	\$6,280,350.43	\$8,544.69
Moderate Premixed Fund	983	\$17,836,042.33	\$18,144.50
Investor Select Fund	327	\$10,080,657.60	\$30,827.70
Age-Based Conservative	195	\$4,559,543.43	\$23,382.27
Age-Based Aggressive	133	\$399,679.87	\$3,005.11
Age-Based Moderate	236	\$3,077,505.44	\$13,040.28
Total		\$183,736,044.21	

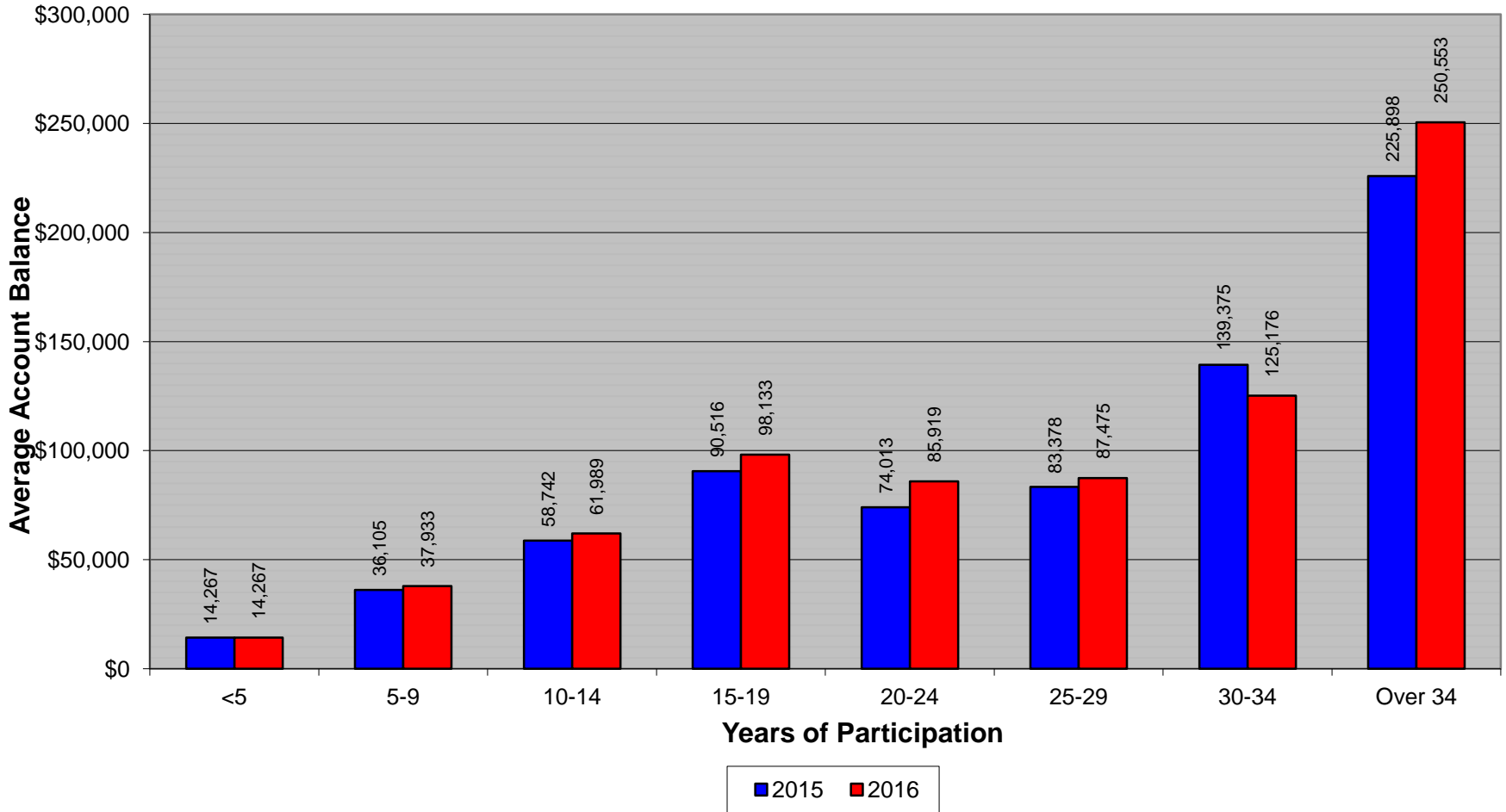
STATE OF NEBRASKA DEFERRED COMPENSATION PLAN
Contract 2000-01
Account Balance by Age



STATE OF NEBRASKA DEFERRED COMPENSATION PLAN

Contract 2000-01

Account Balance by Years of Participation



STATE OF NEBRASKA DEFERRED COMPENSATION PLAN

Contract 2000-01

Systematic Withdrawals (SWOs) - as of 12/31/2016

SWO Frequency	Number of SWOs	Number Paid by Check	Number Paid by Direct Deposit
Monthly	80	14	66
Quarterly	2	0	2
Semi-Annual	3	0	3
Annual	12	7	5
Total	97	21	76

STATE PATROL DROP OPTION
Contract 2001-01
Summary of Assets - 01/01/2016 to 12/31/2016

Fund Name	Balance 1/1/2016	Deposits	Withdrawals	Net Transfers	Expenses	Net Earnings	Balance 12/31/2016	% Total Balance
Stable Fund	\$1,995,474.78	\$621,047.48	(\$635,787.47)	\$343,085.39	(\$8,014.91)	\$39,364.54	\$2,355,169.81	26.84%
Money Market Fund	\$174,259.45	\$100,647.93	\$0.00	\$232,309.52	(\$1,038.93)	\$1,532.93	\$507,710.90	5.79%
S & P 500 Stock Index	\$806,143.80	\$409,464.44	(\$130,199.35)	(\$244,663.77)	(\$3,067.41)	\$94,982.17	\$932,659.88	10.63%
Small Co. Stock Fund	\$387,056.32	\$229,206.31	(\$49,258.50)	(\$60,723.62)	(\$1,660.10)	\$109,473.49	\$614,093.90	7.00%
International Stock Fund	\$287,392.12	\$200,694.93	(\$57,759.39)	(\$38,408.06)	(\$1,302.12)	\$18,965.76	\$409,583.24	4.67%
Bond Market Index	\$479,185.58	\$162,912.18	(\$115,317.52)	(\$62,129.35)	(\$2,005.21)	\$9,957.13	\$472,602.81	5.39%
Lg. Co. Growth Stock Index	\$772,235.17	\$332,828.05	(\$226,586.28)	(\$37,023.51)	(\$2,907.88)	\$53,906.21	\$892,451.76	10.17%
Lg. Co. Value Stock Index	\$488,362.01	\$280,894.58	(\$183,498.37)	\$16,898.74	(\$2,061.85)	\$93,396.36	\$693,991.47	7.91%
Conservative Premixed Fund	\$880,789.58	\$133,823.85	(\$751,675.19)	(\$62,238.26)	(\$2,230.65)	\$41,838.64	\$240,307.97	2.74%
Aggressive Premixed Fund	\$202,171.13	\$87,875.08	(\$91,705.65)	\$0.00	(\$859.93)	\$23,763.47	\$221,244.10	2.52%
Moderate Premixed Fund	\$854,559.86	\$306,006.11	(\$416,379.36)	(\$112,107.08)	(\$2,987.01)	\$60,515.79	\$689,608.31	7.86%
Investor Select Fund	\$467,968.69	\$166,264.78	(\$221,309.87)	\$25,000.00	(\$1,784.23)	\$32,547.54	\$468,686.91	5.34%
Age-Based Conservative	\$0.00	\$0.00	\$0.00	\$0.00	\$0.00	\$0.00	\$0.00	0.00%
Age-Based Aggressive	\$0.00	\$0.00	\$0.00	\$0.00	\$0.00	\$0.00	\$0.00	0.00%
Age-Based Moderate	<u>\$230,190.23</u>	<u>\$79,301.52</u>	<u>(\$49,732.33)</u>	<u>\$0.00</u>	<u>(\$874.01)</u>	<u>\$17,951.96</u>	<u>\$276,837.37</u>	<u>3.14%</u>
Total Fund	\$8,025,788.72	\$3,110,967.24	(\$2,929,209.28)	(\$0.00)	(\$30,794.24)	\$598,195.99	\$8,774,948.43	100.00%

NEBRASKA STATE PATROL DROP OPTION

Contract 2001-01

Account Summary - Comparison of 2015 to 2016

Account Summary	2015	2016
Beginning Balance	\$6,218,458.05	\$8,025,788.72
Contributions	\$3,055,962.41	\$3,110,967.24
Withdrawals	(\$1,246,875.34)	(\$2,929,209.28)
Expenses	(\$25,348.78)	(\$30,794.24)
Earnings	\$23,592.38	\$598,195.99
Ending Balance	\$8,025,788.72	\$8,774,948.43
Members with an Account Balance	51	48
Average Account Balance	\$157,368.38	\$182,811.40
Average Age	54.1	54.3

NEBRASKA STATE PATROL DROP OPTION
Contract 2001-01
Withdrawal Reason Summary - Comparison of 2015 to 2016

Withdrawal Reason	2015 Withdrawals		2016 Withdrawals	
	Amount	Number*	Amount	Number*
Termination	(\$628,786.89)	5	(\$603,181.67)	4
Retirement	(\$618,088.45)	5	(\$2,204,635.55)	8
Death	\$0.00	0	(\$121,392.06)	3
Total	(\$1,246,875.34)	10	(\$2,929,209.28)	15

Withdrawal Type	2015		2016	
	Amount	Members	Amount	Members
100% Rollover	(\$1,246,875.34)	10	(\$2,542,438.29)	11
100% Lump Sum	\$0.00	0	(\$49,858.48)	2
Partial + Rollover	\$0.00	0	(\$336,912.51)	1
Total	(\$1,246,875.34)	10	(\$2,929,209.28)	14

*Number includes all withdrawals.

NEBRASKA STATE PATROL DROP OPTION
Contract 2001-01
Participant Investment Account Balances - as of 12/31/2016

Fund Name	# of Members With A Balance	Market Value	Average Market Value
Stable Fund	25	\$2,355,169.81	\$94,206.79
Money Market Fund	5	\$507,710.90	\$101,542.18
S & P 500 Stock Index	21	\$932,659.88	\$44,412.38
Small Co. Stock Fund	20	\$614,093.90	\$30,704.70
International Stock Fund	18	\$409,583.24	\$22,754.62
Bond Market Index	13	\$472,602.81	\$36,354.06
Lg. Co. Growth Stock Index	20	\$892,451.76	\$44,622.59
Lg. Co. Value Stock Index	21	\$693,991.47	\$33,047.21
Conservative Premixed Fund	6	\$240,307.97	\$40,051.33
Aggressive Premixed Fund	3	\$221,244.10	\$73,748.03
Moderate Premixed Fund	10	\$689,608.31	\$68,960.83
Investor Select Fund	5	\$468,686.91	\$93,737.38
Age-Based Conservative	0	\$0.00	\$0.00
Age-Based Aggressive	0	\$0.00	\$0.00
Age-Based Moderate	4	\$276,837.37	\$69,209.34
Total		\$8,774,948.43	

STATE OF NEBRASKA RETIREMENT PLANS
State and County Employees Retirement Plans

Ameritas Annuity Statistics		
	<u>12/31/2015</u>	<u>12/31/2016</u>
Average Monthly Annuity Amount	\$290.57	\$280.46
Annualized Payments	\$1,255,000	\$1,043,000
Largest Monthly Annuity Amount	\$1,418.71	\$1,418.71
Smallest Monthly Annuity Amount	\$7.07	\$16.56
Annuity Payment Range	Number of Annuitants	Number of Annuitants
Under \$50	27	25
\$50 - \$100	52	44
\$101 - \$150	47	41
\$151 - \$200	52	47
\$201 - \$250	32	29
\$251 - \$500	86	74
\$501 - \$750	39	31
\$751 - \$1,000	15	11
Over \$1,000	10	8
Total	360	310

**STATE OF NEBRASKA EMPLOYEES RETIREMENT
PLAN**

Contract 1998-00

Equal Retirement Benefit Fund

Summary of Assets - 01/01/2016 to 12/31/2016

Beginning Balance	\$513,259.02
Deposits	\$38,028.00
Withdrawals	(\$100,697.49)
Earnings	\$41,723.86
Ending Balance	\$492,313.39

**NEBRASKA COUNTY EMPLOYEES RETIREMENT
PLAN**

Contract 1999-00

Equal Retirement Benefit Fund

Summary of Assets - 01/01/2016 to 12/31/2016

Beginning Balance	\$362,067.65
Deposits	\$0.00
Withdrawals	(\$28,632.82)
Earnings	\$30,202.32
Ending Balance	\$363,637.15

Ameritas Retirement Plans Accomplishments and Plan

2016 Accomplishments and Notes

- ♦ Met with NPERS staff monthly to review and discuss existing projects, and discuss future service needs and priorities.
- ♦ Provided information to the actuary for their annual reporting and assisted with the State and County annual audit.
- ♦ County notifications of payrolls.
- ♦ Record Keeping Contract Renewed effective October 1, 2016.

2017 Plan

- ♦ Continue to meet monthly with NPERS staff to review projects and priorities.
- ♦ Provide assistance in implementing changes as required by new legislation.