


**ANNUAL REPORT TO THE LEGISLATURE
ON THE STATUS OF
THE NEBRASKA TELECOMMUNICATIONS INDUSTRY**



NEBRASKA PUBLIC SERVICE COMMISSION

September 30, 2016

**Nebraska Public Service Commission
300 The Atrium
1200 N Street
P.O. Box 94927
Lincoln, NE 68509-4927
(402) 471-3101
(800) 526-0017
www.psc.nebraska.gov**

The 2016 Annual Report is dedicated to Maurice Gene Hand, Director of the Communications Department, who retired on September 15, 2016, after 40 years of service with the Commission. Gene's commitment and work on behalf of industry and consumers is greatly appreciated and will be sorely missed. Good luck in retirement, Gene!

2016 ANNUAL REPORT TO THE LEGISLATURE

Nebraska Public Service Commissioners

Tim Schram
3rd District
Gretna
Chairman

Rod Johnson
4th District
Sutton
Vice-Chairman

Frank E. Landis
1st District
Lincoln

Crystal Rhoades
2nd District
Omaha

Gerald L. Vap
5th District
McCook

General Administration Staff

Jeff Pursley-Executive Director
Shanicee Knutson-General Counsel & Deputy Director of Policy & Law
Nichole Mulcahy-Legal Counsel
Jamie Reyes-Legal Counsel
Suzanne Hinzman-Deputy Director of Finance
Brenda Wicken-Business Manager
Amy Kavan-Accountant I
John Monroe-Executive Assistant
Stasha Oborny-Receptionist/Administrative Support
Kendra Knauss-Personnel Officer

Communications Department Staff

Cullen Robbins -Director
Steve Stovall-Accountant
Cheryl Elton-Consumer Affairs Advocate/IT Support
Deena Ackerman-Administrative Assistant
Susan Horn-Administrative Assistant

Telecommunications Infrastructure & Public Safety Department Staff

Sue Vanicek-Director
Vacant-Telehealth Coordinator/Program Analyst
Laurie Casados-Program Analyst
Joan Raffety-E911 Coordinator
Kathy Shepard-Accountant
Brandy Zierott-Administrative Assistant
Sheila Ehrlich-Administrative Assistant
Andrea Grell-NTAP Coordinator
Jacki Synhorst-NTAP Specialist

State 911 Department

Dave Sankey-State 911 Director
Matt Effken-Legal Counsel

Nebraska Public Service Commission

COMMISSIONERS
CRYSTAL RHOADES
FRANK E. LANDIS
GERALD L. VAP
ROD JOHNSON
TIM SCHRAM



300 The Atrium, 1200 N Street,
Lincoln, NE 68508
P.O. Box 94927,
Lincoln, NE 68509-4927
Website: psc.nebraska.gov
Phone: (402) 471-3101
Fax: (402) 471-0254

EXECUTIVE DIRECTOR
JEFFREY L. PURSLEY

NEBRASKA CONSUMER HOTLINE
(800) 526-0017

September 30, 2016

It is with great pleasure that I submit the annual report on the status of telecommunications service in the State of Nebraska. This past year has been a year of change and growth in the telecommunications field and at the Commission. The transition from traditional telecommunications networks to networks capable of providing broadband services and beyond continues across Nebraska and the country.

With the passage of LB 938 in the 2016 Legislative Session, the Commission has had to hit the ground running to meet the timelines specified in the bill. The bill directed the Commission to hire a state 911 director and staff to prepare a plan to implement a state 911 system. The plan is to be presented to the Legislature on December 1, 2017, after the Commission holds hearings on the proposed plan. The Commission has focused its efforts on creating and staffing the department and is well into the development of the plan. We look forward to working with the Legislature, local governments, providers, and other stakeholders as we move together toward statewide deployment of Next Generation 911.

The Commission's Broadband Program continued in its fifth year awarding \$4 million from the Nebraska Universal Service Fund for approved broadband infrastructure projects to further the Commission's goal of broadband availability throughout the State of Nebraska. The Commission also continued its Broadband Adoption Program to encourage the use of available broadband by citizens in Nebraska. Applications were accepted and \$366,000 in grants were awarded for projects aimed at breaking down barriers to broadband adoption. More information about the specific broadband infrastructure and adoption projects awarded grant money is available in the report.

If you have any questions about the report or any other issue regarding the Commission, please contact our Commissioners or staff.

Sincerely,

A handwritten signature in cursive script that reads "Tim Schram".

Tim Schram
Chairman

Executive Summary

This report includes information on a multitude of communications issues. The Commission continues its efforts to facilitate the transition to Internet networks and increase the availability of broadband services across the state. A brief overview follows:

Nebraska Universal Service Fund - Broadband Program

- ✚ Over \$51.3 million for projects to construct new or upgrade existing broadband facilities across Nebraska since 2008.
- ✚ 138 broadband projects approved.
- ✚ Over 145 cellular towers funded in rural areas of Nebraska.
- ✚ \$366,000 in support has been awarded in 2016 to fund three broadband adoption projects.

Nebraska Universal Service Fund - Telehealth Network

- ✚ Funding for more than 76 Nebraska hospitals.
- ✚ More than \$8.4 million in funding for the network since inception.
- ✚ The Commission recently approved additional funding over and above the annual cap for bridge upgrades and increased bandwidth on network backbone lines.

Nebraska Universal Service Fund - Nebraska Telephone Assistance Program (NTAP)

- ✚ 7,665 Nebraskans receive assistance from NTAP to assist in affording basic wireless or traditional telephone service.
- ✚ Designed a new NTAP database to increase efficiency in eligibility determinations of applicants and respond to customer inquiries.

E911

- ✚ Mission Critical Partners report on the implementation of Next Generation 911 was submitted to the Transportation and Telecommunications Committee in April 2014.
- ✚ The Commission continues to coordinate with other state agencies, public safety answering points and local governments to facilitate and enable emergency networks across Nebraska.

Broadband Map/Boundary Maps

- ✚ The Nebraska Broadband Map, redesigned after the conclusion of the Broadband Grant program in January 2015, is available at <http://broadbandmap.nebraska.gov>.
- ✚ Collected broadband deployment data from carriers prior to the March 1 and September 1 FCC Form 477 deadlines to support the broadband map.
- ✚ In 2014, additional functionality was added to the Nebraska Broadband Map that allows users to view NUSF Broadband Grant Locations supported by the Nebraska Broadband Pilot Program between 2012 and 2014.
- ✚ In October 2014 the Commission sent its 10th and final broadband data submission to NTIA under the Broadband Grant program.

TABLE OF CONTENTS

PART I - Overview

1. Brief History of the Commission.....	3
a. History of Universal Service	3
b. The Telecommunications Act of 1996	3
c. Nebraska Universal Service	4
2. The Changing Face of Communications	4
a. The FCC Connect America Fund Reforms	5
3. Looking Forward: The State Role	4

PART II - Broadband

1. Broadband Defined	10
a. American Recovery and Reinvestment Act of 2009.....	11
2. Broadband Mapping.....	11
3. Nebraska Internet Enhancement Fund	16
a. Competitive Marketplace Fund.....	16
4. Low Income Pilot Programs	16

PART III - Nebraska Universal Service

1. Overview	20
a. Legislative History.....	20
b. Purpose.....	20
2. Assessment	21
a. Mechanism and Revenues.....	21
b. Other State Comparisons.....	21
3. Broadband Program	22
a. Purpose.....	22
b. Application Process	23
c. Distribution Methodology	24
d. Broadband Adoption Program.....	25
e. Map of Broadband Programs.....	26
4. Telehealth Network.....	27
a. Purpose.....	27
b. Funding	27
c. Map of Telehealth Network.....	28
5. Low Income Telephone Assistance Program/Lifeline	29
a. Purpose.....	29
b. Eligibility	29
c. Number of Subscribers	30
d. Eligible Telecommunications Carriers (ETCs)	30
e. FCC Lifeline Reforms	31
6. High Cost Program	31
a. Purpose.....	31
b. Distribution Methodology	32
c. Funds Distributed.....	44

PART IV - Wireless E911 Fund

1. Overview	47
a. Purpose.....	47
b. Phases/Technologies	47
2. Assessment	48
a. Distribution Methodology.....	49
b. Distributions to PSAPs and WSPs	50
3. PSAPs Funded by Wireless Fund	51
a. Map.....	51
4. The Future of Wireless 911.....	52
a. Open Dockets/issues investigating.....	52
5. Wireline 911 Information	53
a. Table.....	54

PART V - Telecommunications

1. Competitive Local Exchange Carriers	107
2. Interconnection Agreements	107
3. Exchange Boundaries.....	107
4. ETC's	111
5. Pay Station Waiver's.....	111
6. Long Distance/Interexchange Carriers	112
a. Transfer.....	112
b. Call Termination Issue.....	113
7. Access Rates/Intercarrier Compensation	115
8. Outage Issues	115
9. Voice Over Internet Protocol	116
10. Deaf and Hard-of-Hearing Telecommunications: Relay Services.....	117
a. Nebraska Specialized Equipment Programs	118
b. Federal Issues Impacting Telecommunications Relay Services.....	118
c. Telecommunications Relay Service Statistics and Table.....	118
11. Area Code Overlay and Other Numbering Issues	121
a. Thousands Block Number Pooling.....	121
b. Local Number Portability	122
12. Extended Area Service.....	123
13. N11 Dialing Codes	123

PART VI - Nebraska Telecommunications Carriers: Rates, Service Quality and Complaints

1. Local Exchange Carriers	128
a. Nebraska Local Exchange Carriers, Rates & Lines Served.....	128
b. Listing of Nebraska Communities & Serving Companies.....	132
c. 2016 Local Rate Changes	151
d. Nebraska Market Distribution by Technology	151
2. Explanation of Charges on Telephone Bills	152
3. Long Distance Telephone Carriers	154
4. Communication Information Providers	155
5. Service Testing & Outage Reports.....	156
6. Applications and Tariffs	158
7. Complaints.....	159
a. Local Exchange Carriers	159
b. Long Distance Carriers.....	159
c. Wireless Carriers.....	160
d. Relay Service Complaints	160
e. Historical Complaint Statistics	161

PART VII - Recommendations for the 2016 Legislative Session 165

PART I

Overview



Trivia: This 1948 classic starring Barbara Stanwyck and Burt Lancaster involves an invalid woman who overhears while on the telephone what she thinks is a murder plot and attempts to prevent it. The telephone used as a prop in the movie were 1940's black rotary phone like the one above.

Answer: Sorry, Wrong Number

Fun Fact: The film was adapted from a 1943 radio play written by American screenwriter Lucille Fletcher, who also wrote the screenplay for the movie, expanding the 22-minute radio play into an 89-minute movie by adding 67 minutes of backstory. A TV version of the movie, [*Sorry, Wrong Number*](#), was released in 1989.

Brief History of the Commission

The Nebraska Public Service Commission (Commission) is a constitutionally created executive body established under Article IV, Section 20 of the Nebraska Constitution. The Commission is comprised of five elected Commissioners serving six-year terms. The Commission was initially created by the Legislature in 1885 to regulate railroads, but was not firmly established until the passage of a constitutional amendment in 1906 creating a three member elected Railway Commission. Membership was increased to five Commissioners in 1964 and the state was divided into five districts, each to elect a commissioner. The name was changed to the current Public Service Commission by a general election vote in 1972.

Today the Commission regulates telecommunications carriers, natural gas jurisdictional utilities, railroads, household goods movers and passenger carriers, grain warehouses and dealers, construction of manufactured and modular homes and recreational vehicles, high voltage electric transmission lines, and private water company rates. The Commission also oversees and administers several statutorily created funds with specific legislative purposes and goals including the Nebraska Universal Service Fund, the Enhanced Wireless 911 Fund, and the Nebraska Telecommunications Relay System Fund.

The Commission is active on local, state, and national levels and contributes on all levels to determine policy regarding the future of communications and universal service. Many Commissioners, past and present, have served on boards, committees, and advisory groups to recommend and give insight on policy matters to both state and federal agencies and legislative bodies.

History of Universal Service

Universal service is defined as providing comparable service at compatible rates in both urban and rural areas of the country. The concept of universal service began with the passage of the Federal Communications Act of 1934. The 1934 Act called for a nation-wide and world-wide wire and radio communication service at reasonable rates for all people of the United States. The telecommunications industry was noncompetitive, monopolistic, and fully regulated with AT&T being the predominant telephone company operating in the United States. Universal service was supported by a system of higher charges paid for by long distance calls. In the 1980s there was a push for deregulating the telecommunications industry leading eventually to the breakup of AT&T in 1984. Universal service was still supported by a system of charges for long distance calls charged to a carrier to access the facilities of a local telephone company.

The Telecommunications Act of 1996

The Telecommunications Act of 1996 was the first major rewrite of the Communications Act of 1934 and legislatively encouraged increased competition and universal service. The 1996 Act set out priorities for universal service, including quality and reasonably priced services for all customers including those in rural, low-income and high-cost regions, equitable and nondiscriminatory service, specific and predictable price structure, and access to service for

schools, health care institutions and libraries. The goals were to be achieved through the creation of the Universal Service Fund (USF) into which all telecommunication providers are required to contribute a percentage of their telecommunications revenue.

The Telecommunications Act of 1996 further provided for competition in the local service market. The Commission implemented key provisions of the 1996 Telecommunications Act to further the goal of increased competition while maintaining quality and affordable service. The Commission, under the 1996 Act, designated companies as competitive local exchange carriers (CLECs) to provide service in areas previously served by monopoly companies. CLECs served customers by using either the facilities of the existing local company for a fee similar to leasing or using their own facilities. The creation of CLECs fostered competition by giving customers more than one choice of telecommunications provider in a local market. The Commission authorized a number of CLECs to compete with the incumbent local companies for service in Nebraska.

The 1996 Act also created the Joint Federal-State Board to make recommendations to the FCC on defining federal universal services and policy. The Joint Board has explicit authority to recommend modifications to what services will be supported with USF dollars and the 1996 Act requires that the FCC act within one year on any recommendation received from the Joint Board. The Joint Board also is responsible for ensuring that federal universal service policies continue to be based on a list of principles articulated in the 1996 Act.

Nebraska Universal Service

In 1997, the Nebraska Legislature passed legislation authorizing the Commission to create the Nebraska Universal Service Fund (NUSF). The goal of the NUSF is, in conjunction with federal universal service funds, to ensure that all Nebraskans have comparable access to telecommunications services at affordable prices. To accomplish this goal, the Commission created four programs within NUSF, 1) the high cost program; 2) the low income assistance program; 3) the rural tele-health program; and 4) the broadband program. For more information on the NUSF, see Part III of this report.

The Changing Face of Communications

While the creation of the Federal Universal Service Fund and NUSF was specifically geared towards making telephone communications readily available to everyone, the speed with which the digital age emerged quickly made it clear that the internet was to be the next great form of communication. As technology advanced and more and more information and services became available in online formats, bringing broadband and mobile communication to rural and unserved areas began to be discussed as part of the universal service paradigm.

The FCC Connect America Fund Order

After years of debate and reform efforts, in October 2011, the FCC issued an order formally proposing a "Connect America Fund" or CAF and approving a six-year transfer process that would transition money from traditional wireline telecommunications support to a new \$4.5 billion a year CAF for broadband Internet expansion. The CAF order addressed universal service reforms as well as reforming of the payment system between local and long distance carriers, called intercarrier compensation.

CAF Phase II funding for Price Cap carriers provides ongoing funding to support and expand rural broadband networks in high-cost areas over the next 6 years. These networks must be capable of delivering 10 Mbps download and 1 Mbps upload speeds. CenturyLink has accepted \$6,888,416 to serve 10,899 locations, Frontier Communications has accepted \$2,735,761 to serve 3,380 locations, and Windstream has accepted \$13,591,437 to serve 21,560 locations.

Universal Service Reforms

The CAF order transitions away all existing universal service high-cost support mechanisms for traditional wireline telephone companies and will ultimately replace them with CAF money which is specifically purposed to help make broadband available in areas that do not, or would not otherwise, have fixed or mobile broadband. The CAF includes a new Mobility Fund and a Remote Areas Fund. Telecommunications companies receiving CAF money will be required to offer both voice and broadband services and to meet specific broadband performance requirements.

Inter-carrier Compensation

The CAF order also transitions the existing payment framework of access charges between companies to a bill-and-keep system for both local and long distance calls. The bill-and-keep methodology requires companies to recover the cost of providing service directly from their customers through end-user charges, which are subject to competition. In contrast, under the access charge framework, companies recover some of the costs of providing service from competing carriers through access charges, which may not be subject to competitive discipline. Thus, the FCC found bill-and-keep would give companies competitive incentives to serve their customers efficiently. The CAF order does allow for a transition period to gradually lower current access rates in the move toward bill-and-keep, but sets a date of July 1, 2020, when all companies will reduce their rates to bill-and-keep for all traffic.

The FCC CAF order represents a fundamental paradigm shift in the concept of universal service from predominantly supporting and funding traditional telephone service to a system to support the development and maintenance of broadband networks. For more information on broadband, see Part II of this report.

Looking Forward: The State Role

The preservation and advancement of universal service goals continues to be a joint enterprise between the states and the federal government. Although the FCC collects and distributes the majority of the funding necessary for universal service, the states also play an integral role in maintaining and enforcing the concept of universal service.

State utility commissions are responsible for many regulatory tasks in furtherance of federal universal service policies. For example, states are responsible for designating telephone companies as Eligible Telecommunications Carriers (ETCs) whereby the company is then eligible to receive federal USF and/or CAF support. States also oversee the federally supported Lifeline services. And most important, 22 states have established their own state USFs that provide support to carriers to assist in keeping basic telecommunication services affordable for customers, especially in rural high-cost areas. Further, 17 states and the District of Columbia have state USFs to provide support for Lifeline services to low-income customers. Finally, over years Nebraska expanded our state fund to include support for broadband projects in rural high-cost areas. Other states have begun to follow our example.

As discussed earlier in this report, the Federal-State Joint Board on Universal Service has played an important role in the formulation of universal service principles and policies since its creation. In view of the strong and unwavering State interest in a universal service partnership with the FCC, a meaningful collaboration between the Commission and the FCC continues to be of paramount importance.

Cooperative Federalism

The preservation and continued operation and existence of State USFs is critical to the advancement of universal service principles in the 21st Century. With the expansion of the federal principles in the CAF Order to include broadband and other advanced services, the role of the states have never been more important.

The National Association of Regulatory Utility Commissioners (NARUC) established the Federalism in Telecommunications Task Force (FTF) in November 2012 to review changes in communications services and regulation (including the transition to Internet Protocol (IP) based services) and to determine what policies will best protect and support consumers going forward. The Task Force was composed of commissioners and staff from both states that have reduced or eliminated retail communications regulation and those that continue to regulate communications. After deliberation and input from NARUC members, industry, consumer groups, academics, and the FCC, the FTF recommended that the States and the FCC work collaboratively to determine how best to support consumers as the communications environment continues to evolve. To support this "cooperative federalism," the FTF proposed eight Principles to guide State and Federal legislation and regulation going forward. Those Principles include consumer protection, network reliability and public safety, competition, interconnection, universal service, evidence-based decision making, and broadband access, affordability, and adoption. The FTF published a white paper entitled, "Cooperative Federalism and Telecom in

the 21st Century”. NARUC passed a resolution adopting the white paper and endorsing the policy of cooperative federalism at its November 2013 annual meeting.

PART II

Broadband



Mattingly23/CC-BY-SA-3.0

Trivia: This film from 1982 involved a troubled child summoning the courage to help a friendly alien escape Earth and return to his home-world, after making a famous “phone call”. The “phone” was made from a Speak & Spell, an umbrella lined with tinfoil, and a coffee can filled with other electronics.

Trivia answer on reverse side.

Answer: E.T. the Extra-Terrestrial

Fun Fact: ET's communicator (“phone”) actually worked, and was constructed by [Henry Feinberg](#), an expert in science and technology interpretation for the public.

New This Year

Between October 2013 and May 2015, the Commission has utilized a mobile phone app to test mobile broadband networks across the state. Following the conclusion of testing, a report was completed that shows the results of that testing, including analyses of download and upload speed, rural and urban comparisons, carrier footprint testing, and connectivity. The report is available via the PSC website at: http://psc.nebraska.gov/telecom/telecom_mobile_broadband_collection.html

Broadband Defined

Broadband is a generic term commonly used to refer to Internet access through some means other than a dial-up modem. The typical forms of technology used as transport for broadband are digital subscriber loop (DSL), cable-modem, wireless, optical fiber, and satellite technologies. It is often discussed in terms of upload and download speeds, in units of megabits per second (Mbps). The evolving nature of broadband technologies has made it difficult to determine broadband in terms of speed. The FCC has changed its benchmark speed definition of fixed service broadband on a few occasions over the past several years, from 4 Mbps upload/1 Mbps download to 10/1, and most recently to 25/3.

DSL broadband service uses copper telephone wire and is typically provided by a local telephone company. The range of DSL is limited to a distance of three to five miles from the telephone company's central office or remote terminals depending upon the equipment utilized.

Cable modem broadband service is provided by a local cable company and requires a connection to the cable provider. Depending upon the data transmission speed desired, DSL and cable modem service are usually similar in cost and effectiveness.

Wireless and satellite technologies continue to gain broadband market shares and provide broadband services to areas that are beyond the maximum distance for DSL or where video cable service is not available. While wireless and satellite service is typically more costly than DSL or cable modem, competition and equipment technology advances are bringing the price points closer together.

Broadband over Power Line (BPL) is a technology used to deliver high-speed data to end-users over existing electric power networks and lines. BPL, also known as power-line communication, utilizes electric power distribution wires for the high-speed transmission of data by transmitting high-frequency data signals through the same power distribution network used for carrying electric power to household users. Currently BPL technology is capable of carrying broadband signals along a power line for around 1,000 to 3,000 feet before it becomes too weak or distorted to be useful. Innovation and technology continue to expand the capability of BPL, however, currently it is usually not the most cost effective method of providing ubiquitous broadband in Nebraska.

American Recovery and Reinvestment Act of 2009

On February 17, 2009, President Obama signed the American Recovery and Reinvestment Act of 2009 (ARRA) into law. The ARRA is administered by the Rural Utilities Service (RUS) and the National Telecommunications and Information Administration (NTIA). RUS and NTIA were appropriated \$7.2 billion to expand access to broadband services in the United States.

The ARRA designated \$2.5 billion for RUS to establish the Broadband Initiatives Program (BIP). BIP utilized loans and grants to facilitate broadband deployment in rural areas of the country. The ARRA also designated \$4.7 billion for the NTIA to provide grants for broadband initiatives to spur job creation, stimulate long-term economic growth and opportunity, and narrow gaps in broadband deployment and adoption.

Broadband Mapping

The ARRA also appropriated \$350 million to establish a comprehensive nationwide inventory map of existing broadband service capability and availability in the United States that depicts the geographic extent to which broadband service capability is deployed and available from a commercial provider or public provider throughout each State. ARRA tasked the mapping project to the NTIA and the NTIA has sought help from state designated entities in completing the mapping project. The NTIA provided the opportunity for each state to apply for a grant of up to \$3.8 million to fund that state's broadband mapping project. Each state that submitted a broadband mapping application had the opportunity to seek an additional \$500,000 for broadband planning. The Governor designated the Commission as the entity to apply for a Grant from the State Broadband Data and Development Program for the mapping and planning funds. Nebraska was awarded a Grant on January 13, 2010, for a five year period. While the overall award period was from January 1, 2010, through December 31, 2014, the initial funding period for the broadband mapping activities was for the period January 1, 2010, through December 31, 2011. The Commission completed the initial two year grant with 4th round broadband data submission on September 28, 2011. A second funding period was awarded to Nebraska on September 28, 2010, for the final three year period from January 1, 2012, through January 31, 2015, and a 10th round of broadband data was submitted on October 1, 2014.

Following the conclusion of the NTIA grant in January 2015, the Commission determined that it could continue to maintain the broadband map if it could obtain broadband deployment data from companies that provide service in Nebraska. Starting in early 2016, the Commission requested broadband deployment data, in the form of FCC Form 477 data, directly from companies on a bi-annual basis. The FCC collects this information prior to March 1 and September 1 each year, and the NE PSC has requested that companies provide that data to them on the same schedule. This data ensures that the broadband website provides information that is as current as possible for all participating providers.

Broadband Providers

During the most recent round of data collection, information was collected from 55 broadband providers. Combined with publicly available FCC Form 477 broadband deployment data that the FCC releases intermittently, the broadband map reflects information from over 115 broadband providers in Nebraska.

The Nebraska Broadband Map can be found at: <http://broadbandmap.nebraska.gov>.

The National Broadband Map can be found at: <http://www.broadbandmap.gov>.

prodmaps2.ne.gov/HtmlSPSC/index.html?viewer=broadband

Official Nebraska Government Website

NEBRASKA BROADBAND MAPPING PROJECT

Search... Sign in

Home

Menu

Welcome to the State of Nebraska Broadband Mapping Site

The State of Nebraska created this site to offer information regarding broadband availability and planning activities to its citizens. Through continuous collaborative efforts among the State, federal government, broadband providers and community organizations, we are able to provide you with an up-to-date representation of broadband availability through an interactive map.

[Find Broadband Service by Address](#)

[Find Broadband Service by Location](#)

Satellite Broadband Information

In Nebraska, satellite broadband availability is, effectively, statewide. The ability to accept new customers may vary from provider to provider. In some areas of Nebraska, satellite might be the only option available for internet access. Satellite providers that submitted Form 477 data to the FCC, and the maximum speeds they advertise, are:

- Hughes Network Systems (HNS) – 15 Mbps Down/ 2 Mbps Up
- VSAT Systems – 2 Mbps Down/1.3 Mbps Up
- GCI Communication Corp – No advertised speeds

Disclaimer

Every effort has been made to provide a broadband

Basemaps

0 30 60km

State of Nebraska Office of the CIO, GIS Shared Services | FSA | NE PSC

The home page of the Nebraska Broadband Map found at <http://broadbandmap.nebraska.gov>. The dashboard to begin a search of the map is located on the left-hand side of the home page. To search for broadband availability in a certain location an address is typed into the search fields.

prodmaps2.ne.gov/HtmlSPSC/index.html?viewer=broadband

Official Nebraska Government Website

NEBRASKA BROADBAND MAPPING PROJECT

Search... Sign in

Layers

- Broadband - Types of Technology
 - Mobile Wireless
 - Cable
 - Fiber
 - Fixed Wireless
 - DSL
- Speed Tiers
- Nebraska Universal Service Fund Projects
 - Exchange Boundaries
- Community Anchor Institutions
- County Boundaries

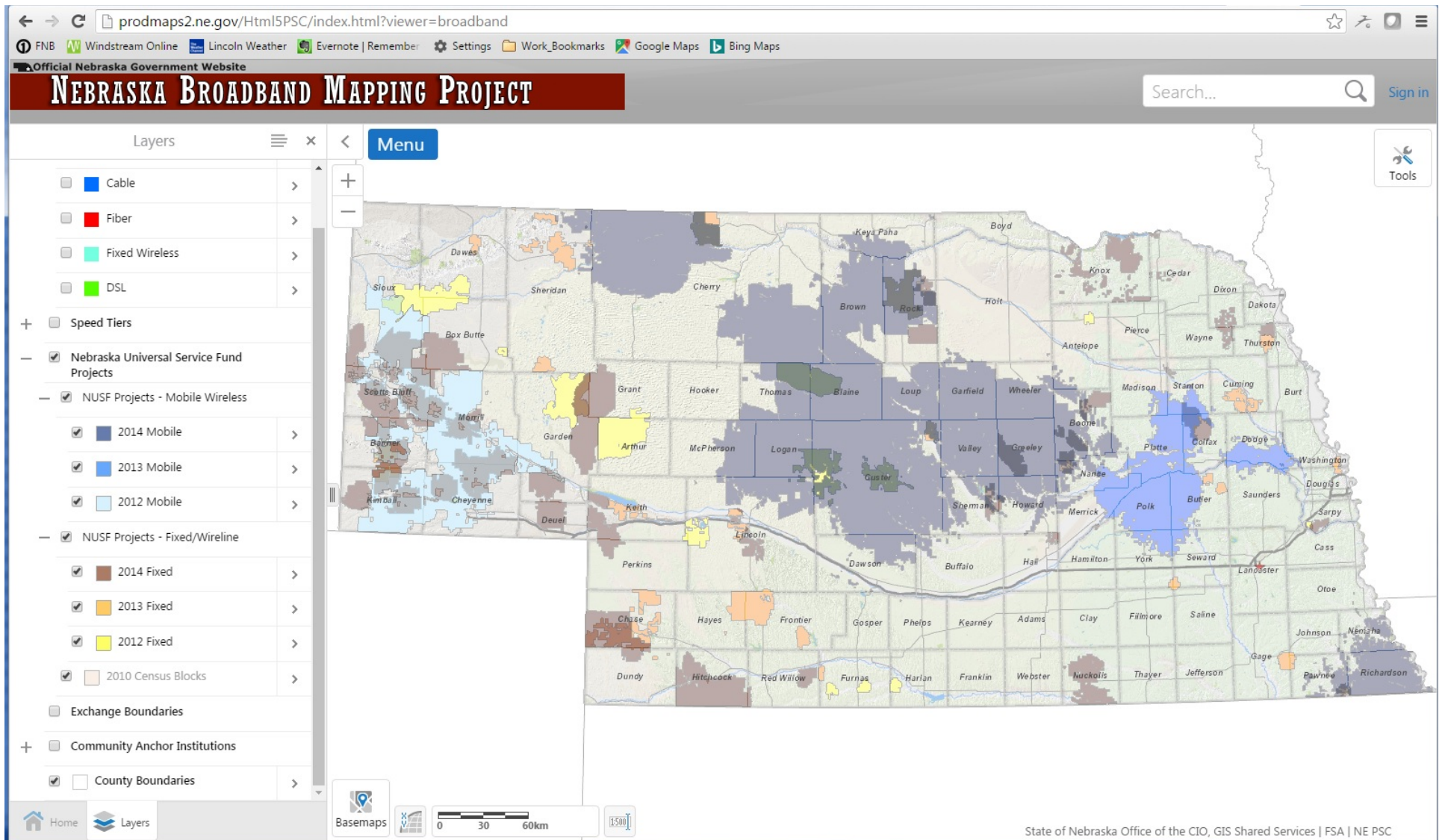
Menu

Tools

Home Layers Basemaps 0 30 60km 1:500

State of Nebraska Office of the CIO, GIS Shared Services | FSA | NE PSC

By selecting the Layers tab at the bottom of the page, users can access additional broadband information, including coverage information by broadband type, speed tier information, and ILEC exchange boundaries. Community Anchor Institutions can also be displayed.



Users can also display fixed and mobile wireless Nebraska Universal Service Fund Broadband Grant Locations awarded between 2012 and 2014. This feature can be accessed under the “Layers” tab and NUSF projects by year and type (Fixed/Wireline or Mobile) can individually be turned off and on.

Nebraska Internet Enhancement Fund

The Nebraska Internet Enhancement Fund (NIEF) was created by state statute in 2001 to provide start-up funding for economically viable and sustainable infrastructure projects that bring Internet and advanced telecommunications services to communities and counties where they are most needed. NIEF grants are usually awarded in amounts up to \$50,000, however, larger projects of exceptional merit have been awarded, with applicants required to provide matching funds of at least 25% of the total projected cost. To date, 13 grants have been awarded, the two most recent in January of 2012 to Box Butte County and Nebraska Cooperative Government group. Various communities, counties and cooperative government groups have been awarded NIEF grants, including the Counties of Cheyenne, Box Butte, Dawes, Nemaha, and Banner, as well as the Harlan and Furnas County Partnership. Further, Grant recipients include the communities of Broadwater, Chappell, Dix, Bushnell, Elsie and the Nebraska Cooperative Government group which includes the communities of Humphrey and Schuyler. NIEF grant funds awarded to date totals approximately \$660,000.

Competitive Marketplace Fund

Prior to March 2014, the Competitive Marketplace Fund consisted of voluntary payments made by Qwest Communications d/b/a CenturyLink QC for failure to comply with the requirements of a Quality Performance Assurance Plan (“QPAP”) entered into by CenturyLink with CLECs. The QPAP became effective once CenturyLink was approved by the FCC to provide long distance service in Nebraska. Effective with Commission Order in Docket C-3943/PI-137, voluntary payments are no longer part of the QPAP filing but the reporting requirements continue.

In 2008, the Legislature passed LB 755 which lowered the maximum balance in the fund from \$100,000 to \$30,000. If the fund balance exceeds \$30,000, the Commission is responsible for remitting such excess to the Nebraska Internet Enhancement Fund. Transfers from the Competitive Marketplace Fund to the Nebraska Internet Enhancement Fund for the fiscal year of 2015-16 amounted to \$675.

Low Income Pilot Programs

In an order issued in February of 2012, the FCC significantly reformed the low-income program supported by the federal and state USFs called Lifeline. In that order, the FCC also took firm steps toward expanding the Lifeline program to include broadband service. The FCC created a Pilot Program to gather data to test how the Lifeline program could be structured to promote the adoption and retention of broadband services by low-income households.

Robust, affordable broadband has become essential to access jobs, education and economic opportunity. For example, more than 80 percent of Fortune 500 companies today require online job applications. Students with broadband at home have a 7 percent higher graduation rate. According to a recent study by the Pew Research Center, the top three barriers to broadband adoption are digital literacy, relevancy and cost. Low-income households adopt

broadband at much lower rates than the average household, even when access to high-speed Internet is readily available. According to the U.S. Census Bureau, fewer than 36 percent of families with incomes less than \$25,000 subscribe to broadband at home, compared to nearly 92 percent of families with incomes over \$75,000.

The FCC solicited applications from ETCs to participate in the Pilot Program and selected a small number of projects. The FCC then authorized up to \$25 million for funding of the Pilot Program for up to 12 months to provide subsidized broadband service to offset the cost to customers to purchase broadband and to test the impact on broadband adoption with variations in the monthly discount provided.

The primary goal of the Pilot Program is to gather high-quality data that will help identify effective approaches to increasing broadband adoption and retention by low-income consumers and to enable the FCC and states to evaluate how best to structure a Broadband Lifeline program in the future. By transitioning the Lifeline program to include broadband assistance, USF is moving toward helping to bridge the digital divide by reducing and removing barriers to receiving and utilizing broadband. On September 3, 2014, the Commission designated \$500,000 from the Broadband Program in 2015 to initiate a pilot broadband adoption program. On January 26, 2016, the Commission entered an order retaining the broadband adoption program which would have sunsetted absent action to extend the program. \$500,000 in funding was allocated for 2016. The Commission received three applications for broadband adoption grants for 2016. All of the applications were granted. The amount awarded for the three grants is about \$366,000. For more information on the FCC Lifeline Reform Order, see Part III.

PART III

Nebraska Universal Service Fund



Trivia: This 1956 TV series told of the adventures of bumbling CONTROL Agent 86, Maxwell Smart, battling the evil forces of KAOS with the help of his competent partner Agent 99. On this show, anything including the kitchen sink can be a phone, a tape recorder, a camera or weapon. Looking for an Agent? Check under your seat cushion. Want a weapon? Try your finger-gun. Need to make a phone call? Open up that bologna sandwich, or try your shoe.

Answer: Get Smart

Fun Fact: The show was made into a feature film in 2008 starring Steve Carrell and Anne Hathaway.

Overview

New This Year

In 2015 and 2016, the Commission solicited comments on various issues in the docket it opened to consider revisions to the universal service fund contribution methodology. The majority of commenters supported a connections-based contribution mechanism; the Commission is seeking further comment on implementing such a mechanism. In 2016, the Commission made modifications to the high-cost funding mechanism for price cap carriers. High-cost support for price cap carriers was frozen at 2015 calendar year levels with adjustments based upon overall NUSF remittance receipts. Price cap carrier support was allocated 50 percent to ongoing support for maintenance of the existing network and 50 percent for broadband support which would fund specific projects approved by the Commission. In 2015, the Commission opened a docket and found that it should purchase a license to the State Broadband Cost Model (SBCM), which will provide information for the foregoing proceedings.

Legislative History

In 1997, the Legislature passed LB 686, authorizing the Commission to create the Nebraska Universal Service Fund (NUSF). The goal of the NUSF is, in conjunction with federal universal service funds, to ensure that all Nebraskans have comparable access to telecommunications services at affordable prices.

There have been many Legislative changes since the original passage of the bill in 1997. In 1999, LB 514 exempted Lifeline recipients from paying the NUSF surcharge. Legislative Bills 389, 1105, and 1211, passed in 2001 and 2002, clarified the Commission's NUSF authority regarding wireless companies and re-codified the applicable NUSF statutes. Legislative Bill 37 passed during the 2002 special session, allowing the State to borrow monies from the Universal Service Fund with certain restrictions. The borrowing provisions sunsetted on June 30, 2007. In 2004, LB 1004 changed the name of the Lifeline/Link-Up Program to the Nebraska Telephone Assistance Program (NTAP).

In 2007, LB 661 among other things, clarified that the Commission could assess all providers of telecommunications the NUSF surcharge on intrastate telecommunications, consistent with the 1996 Act. The FCC found a distinction between providers of telecommunications and those who offer telecommunications services. Accordingly, the NUSF Act was modified to be consistent with increased flexibility in the FCC interpretations of the 1996 Act.

Purpose

To ensure that all Nebraskans have access to quality telecommunications and information services at affordable and comparable rates, the Commission created the following four programs within the NUSF:

1. Broadband Program, which supports the provision of broadband telecommunications infrastructure in unserved and underserved areas of the State.

2. Rural Tele-Health Program, which supports the provision of telecommunications services to a statewide Tele-Health network.
3. Nebraska Telephone Assistance Program (NTAP), which was formerly known as the Lifeline/Link-Up Program. This program provides discounted rates to qualifying low-income Nebraskans.
4. High Cost Program, which seeks to make telecommunications and information rates generally affordable and comparable across Nebraska.

Each program will be discussed in more detail below.

Assessment

Mechanism and Revenues

The Commission, by order and after public hearing, maintained the NUSF surcharge at 6.95% of in-state retail telecommunications revenue through June 30, 2015. Interstate and Internet services are not subject to the NUSF surcharge. The Commission determines assessable services through the use of FCC federal universal service definitions in order to reduce the amount of duplicate administrative work for telecommunications providers. Specific categories of services subject to the NUSF surcharge are:

- Local service, including connection charges, enhanced service, such as Caller ID, and Extended Area Services (EAS).
- Wireless services, including cellular, PCS, and paging.
- In-state long distance services, including prepaid calling card, operator-assisted, collect, calling card and private line.
- Voice over the Internet Protocol (VoIP) service.

During Fiscal Year 2015-2016, the NUSF collected \$42.9 million, and distributed \$38 million to telecommunication providers in Nebraska.

As of the beginning of the 2015-2016 Fiscal Year, the NUSF balance was \$35.2 million. As of June 30, 2016, the balance had increased to \$39.1 million. The current balance includes \$1.3 million earmarked for the dedicated wireless program, \$18.1 million earmarked for the Nebraska Broadband Program, \$4.7 million for broadband support for price caps carriers and \$660,200 earmarked for the Broadband adoption program. The earmarked support will be paid as carriers complete projects for which they were awarded funding and submit the proper documentation.

Other State Comparisons

Twenty-two states have state funds specifically dedicated to providing high-cost support and 3 states have funds dedicated to funding intrastate access rate reductions and reform. The percentage assessed by each state varies widely along with the method of assessment. Nebraska's assessment percentage falls near the middle. Alaska has the highest universal service contribution

rate of 14.2%, with Oregon at the second highest assessment rate of 8.5%. Kansas has an assessment rate of 6.53%, similar to Nebraska's 6.95% assessment rate. Arkansas has an assessment rate of 6.0% of revenues.

The assessment rates between states may not be easily compared for reasons such as the level of basic local service rates charged to customers. In Nebraska, telecommunications companies receiving high-cost universal service support are required to charge a rate of at least \$17.50 per month, and if they do not charge a benchmarked rate of \$19.95 per month in rural areas, the amount of support they receive from the state fund is reduced. In contrast, Wyoming, a state which assesses only 1.3% of revenues, only provides support to carriers to reduce monthly rates to \$30.00. Therefore, rural customers in Wyoming pay about one-third to one-half more for local services than their Nebraska neighbors.

Broadband Program

Purpose

On November 21, 2011, the Commission entered an order establishing the Nebraska Broadband Pilot Program (NEBP). The NEBP was established to provide specific and targeted broadband support to unserved and underserved areas to close the broadband availability gap. NEBP grants are available to regulated wireline, wireless, and unregulated communications providers wishing to participate.

The NEBP was developed through a generic proceeding docketed as NUSF-77. This docket was originally opened on January 26, 2010, to update policies and procedures related to universal service. However, the focus in that proceeding progressed towards investigating whether broadband services should be explicitly supported by the Nebraska universal service program similar to corresponding federal changes. The Commission sought numerous rounds of comments and held several public hearings to determine the legality, the policy and the potential framework of a pilot broadband program. The Commission studied other state broadband grant programs to gather best practices used by these states to quickly and efficiently target areas without sufficient broadband availability.

In its November 21, 2011 Order, the Commission found support should be made available for broadband capital improvement projects. The Commission also determined that any type of facilities-based provider would be eligible to apply for and receive NEBP support. The Commission further created a baseline set of eligibility requirements.

On December 10, 2013, the Commission entered an order assigning a new caption to the broadband program that more aptly described the subject matter. The broadband program is now docketed as NUSF-92 and is referred to as the Nebraska Universal Service Fund Broadband Program.

The Commission combined grant programs to deploy wireless and wireline broadband infrastructure in 2014. However, the Commission's blended treatment of the technologies supported by the grant program became problematic, and the Commission created distinctions to separately consider wireless and wireline services.

The Commission allocated \$4.0 million for the Wireless Broadband Program in 2016. The Commission proposed to allocate \$1 million for wireline broadband infrastructure projects in high cost rate-of-return carrier areas of the state for 2016. However, the Commission found that further reform measures should be its priority, and it did not adopt the proposal. The Commission will consider how to allocate support for wireline broadband projects through its upcoming overall NUSF reform proposals moving forward.

Application Process

Broadband Program grant recipients must commit to: 1) offer the supported broadband service upon completion of the deployment to all households within the area defined by the application for a minimum period of 5 years; 2) offer a voice grade service to customers within the service area of the broadband deployment; 3) offer access to emergency services; 4) use Broadband Program support only for the purposes intended and which have been approved by the Commission through the application process; 5) offer voice and broadband service at reasonably comparable rates for comparable services in urban areas; 6) fulfill reporting and audit requirements adopted by the Commission for oversight of the Broadband Program; and 7) abide by all applicable Commission rules, regulations and orders.

Eligible carriers wishing to participate in the Broadband Program were required to provide broadband project applications to the Commission. Applications must include the following information:

1. Location of the proposed tower(s) with longitude and latitude coordinates, county, and census block identification number.
2. Detailed description of the proposed service area including information relative to the existence or nonexistence of wireless and broadband service in the proposed area.
3. Anticipated households to be covered by the proposed tower(s). The applicant should include in the description any relevant road traffic data or visitor information they wish to be considered in the approval process.
4. A detailed budget describing the cost components of each proposed tower.
5. Amount of expected revenue associated with proposed tower(s) on an annual basis.

The Commission opened the application window for the fifth year of the Broadband Program on February 15, 2016. March 31, 2016, was the deadline to submit applications for year-five Wireless Broadband Program support. The Commission's procedures allowed for protests or interventions in the application process. Starting in the second year of the Broadband Program, the Commission also allowed a 30-day negotiation period for carriers to restrict, but not enlarge, an application area in order to reduce areas of overlap. The Commission received applications from three providers for capital improvement projects. These applications included 20 projects to construct 22 towers. Collectively the Applicants requested approximately \$8.4 million in grant funds.

The Commission staff reviewed each application to determine whether it was compliant with the requirements described in the Commission's orders. A staff recommendation on the proposed distribution of funds was released on August 22, 2016. The staff is working with the parties to develop a schedule for the filing of testimony and a hearing on all applications.

Distribution Methodology

To determine the best use of Broadband Program support in a competitive grant process, the Commission developed a robust scoring system.

Scoring Criteria

The Commission previously found that dedicated wireless program support should be targeted to serve high-cost unserved and underserved areas. The high-cost areas that are least likely to provide sufficient operating revenues to support tower construction or the placement of a cell site without support were identified as those that serve support areas that have less than 4.5 households per square mile. These areas were identified to be the highest-cost areas in which to provide service in the Commission's permanent high-cost support mechanism.

The following methodology was used to develop a recommendation for 2016 calendar year support:

- 1) Based on location, household density and households per square mile were determined for all proposed locations. Those towers located in areas with less than 4.5 households per square mile were identified as serving high-cost areas and eligible for dedicated wireless program support.
- 2) In order to provide benefits to the greatest number of households in high-cost areas, rankings were assigned to all towers found to be eligible for funding from those serving the greatest number of households to those serving the least number of households.
- 3) Further, additional proximity rankings were assigned to all towers found to be eligible for funding from those furthest from existing tower locations in the state to those closest. Distance was only calculated to towers utilizing the same technology (CDMA or GSM) as the proposed tower.
- 4) Further, additional rankings were assigned to all towers based on the average daily traffic of all measured roadways within the tower footprint. Those towers with higher daily traffic counts were given higher priority than those with lower daily traffic counts. Together, the three rankings then determine the proposed tower's funding priority. Those towers receiving higher funding priority are funded first.

Awarding Grants

Using the results of the scoring system, Broadband Program grant support amounts are assigned based on a project's total score, subject to Broadband Program funding availability.

The Commission requires capital expenditures be made prior to any Broadband Program support being provided to an awardee. Grant recipients submit invoices and additional information for verification as needed, in arrears to the Commission for review. Subsequent to successful review, the Commission provides approved Broadband Program grant support amounts based on invoice cost. If necessary and appropriate, the Commission may require an audit of Broadband Program support as well as verification of broadband speeds, plant improvements, and commitments met.

Broadband Adoption Program

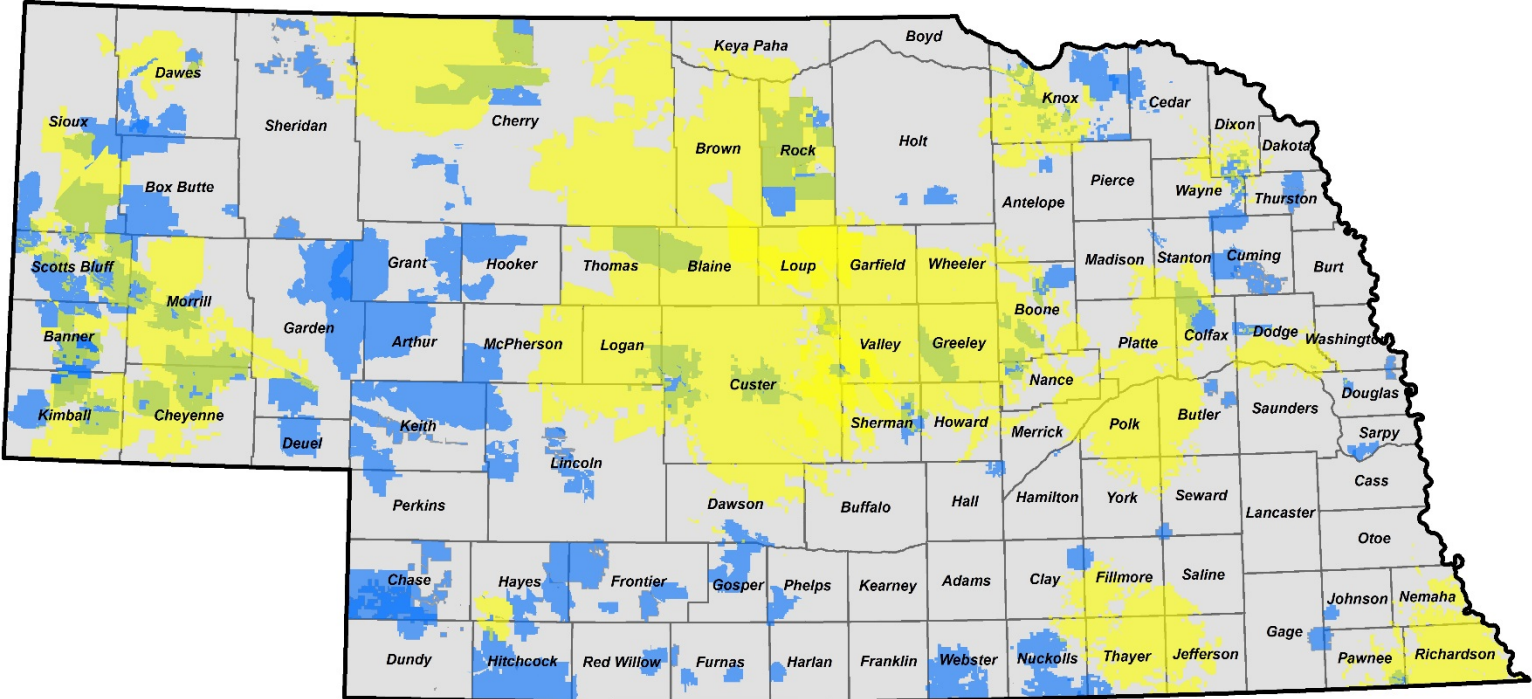
On September 3, 2014, the Commission designated \$500,000 in support to initiate a pilot broadband adoption program in 2015. On January 26, 2016, the Commission found that the broadband adoption program should be continued and designated \$500,000 in support for 2016.

The Commission opened the application window for the broadband adoption program on February 15, 2016. March 31, 2016, was the deadline to submit applications. The Commission received applications from two providers for the broadband adoption grant program during this application period. These applications included two projects and collectively the Applicants requested approximately \$216,000. The Commission received another application subsequent to the application period requesting \$150,000.

The Commission focused on broadband projects which include adoption and availability projects designed to reach low-income consumers and non-adopters. Specifically, the Commission indicated interest in projects designed to assist low-income subscribers in obtaining affordable access to broadband services in their homes. However, the Commission also recognized that with limited resources that is not always financially feasible. Accordingly, the Commission stated it would continue to consider applications of varying technology solutions, which promote access in community centers and public facilities, to achieve broadband availability and literacy.

On August 16, 2016, the Commission held a hearing on the two broadband adoption applications filed during the application period. On August 30, 2016, two of the applications were granted. On September 7, 2016, a third application was granted.

Nebraska Universal Service Fund Broadband Grant Locations Nebraska Broadband Program (2012-2015)



NEBP Grant Locations

- Mobile Support Areas
- Fixed Support Areas



Prepared by: NPSC - Telecomm.

Telehealth Network

Purpose

In September of 2004, the Commission approved funding for the Nebraska Statewide Telehealth Network (NSTN). The NSTN connects rural and critical access hospitals across the state to hub hospitals in Grand Island, Kearney, Lincoln, Norfolk, North Platte, Omaha, and Scottsbluff. The NSTN allows the rural and critical access hospitals to remotely connect to urban facilities that have specialists in many diverse fields including trauma, radiology, and endocrinology. The existence of the NSTN allows rural facilities to provide expanded healthcare services in their communities, saving patients in rural areas the time, cost and inconvenience of traveling long distances for their specialized healthcare needs.

The NSTN also provides a video conference resource for both rural and urban facilities for education, training and administrative meetings, saving substantial amounts of time and expense involved with those activities. Telehealth has become a vital part of healthcare in Nebraska, and the NSTN is a national leader in recognizing and realizing the beneficial impact of a vital telehealth network on rural healthcare services.

Funding

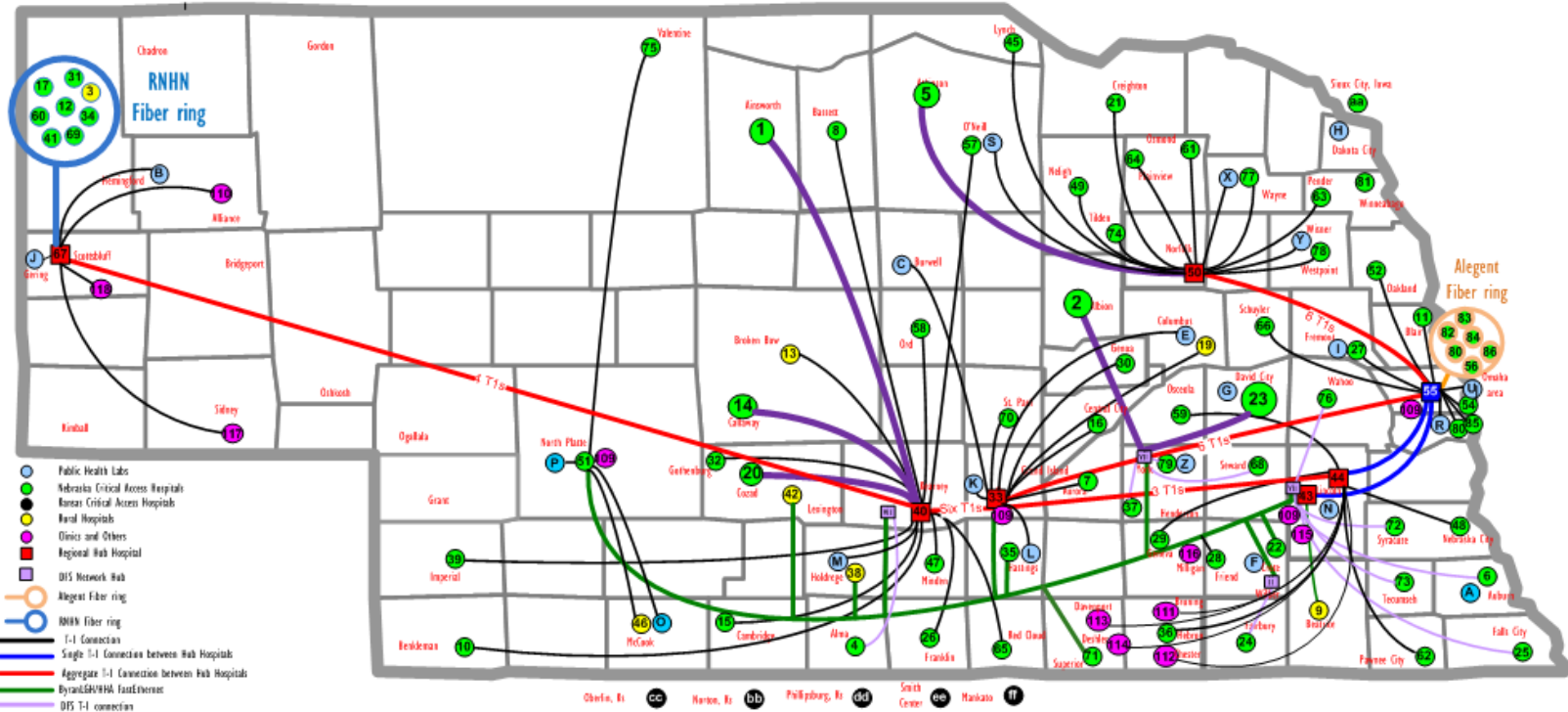
In Fiscal Year 2015-2016, the Commission provided more than \$715,000 in funding for the NSTN. Since the inception of the NSTN in 2004, the Commission has provided funding to 76 Nebraska hospitals, delivering in excess of \$8.4 million to the NSTN.

Funding for the NSTN is provided to hospitals eligible for NUSF funding pursuant to preapproved funding amounts. The Commission capped total funding to the NSTN at \$900,000 per fiscal year. NUSF funding is provided as a supplemental and secondary source to the federal telehealth funding sources. Eligible hospitals and facilities must first avail themselves of federal funding before seeking NUSF funding.

Federal funding to rural hospitals is used to offset the cost differential between urban and rural facilities of acquiring a digital transmission high-capacity link called a T-1 line, which is required to connect to the NSTN. Rural hospitals are further responsible for \$100 per month of the monthly provider cost to connect the T-1 line, with the remainder of the monthly service cost is paid directly to the telecommunications carrier providing the service to the hospital from the NUSF. Telecommunication companies receiving NUSF money for the provision of service to the NSTN are subject to Commission audit requirements to ensure compliance with the NUSF program rules. NUSF also provides funding for necessary components to operate the statewide network, such as routers, firewalls and bridges, which are not eligible for federal telehealth support under the rural healthcare program.

The NSTN is currently analyzing upgrades to the network backbone lines and best practices to how the network should be configured going forward. There have been changes to the federal rural healthcare program and an alternative funding program added. The NSTN is also in the process of reviewing their costs and funding options, which may necessitate a change to how the funding from the Commission is calculated in the future.

Map of Telehealth Network



Nebraska Hospitals					
1. Ainsworth	Brown County Hosp	37. Henderson	Henderson Health Services	73. Tecumseh	Johnson County Hospital
2. Albion	Boone County Hosp	38. Holdrege	Phelps Memorial	74. Tilden	Tilden Community
3. Alliance	Box Butte General	39. Imperial	Chase County	75. Valentine	Cherry County
4. Alma	Harlan County Health Sys	40. Kearney	Good Samaritan Health Sys	76. Wahoo	Saunders County
5. Atkinson West Holt Medical Cntr		41. Kimball	Kimball County	77. Wayne	Providence
6. Auburn	Nemaha County	42. Lexington	Tri-County	78. West Point	St. Francis
7. Aurora	Memorial	43. Lincoln	Bryan/LGH	79. York	York General
8. Bassett	Rock County	44. Lincoln	St. Elizabeth's	80. Omaha	Creighton University Health Services
9. Beatrice	Beatrice Community	45. Lynch	Niobrara Valley	81. Kearney	Richard H. Young Hospital
10. Benkelman	Dundy County	46. McCook	Community Hospital	82. Omaha	Alegent Bargan Mercy Medical
11. Blair	Memorial Community	47. Minden	Kearney County	83. Omaha	Alegent Lakeside
12. Bridgeport	Morrill County	48. Nebraska City	St. Mary's	84. Omaha	Children's Hospital
13. Broken Bow	Jermie Melham	49. Neligh	Antelope Memorial	85. Omaha	Alegent Midlands Hospital
14. Callaway	Callaway District	50. Norfolk	Faith Regional Health Svcs	86. Omaha	
15. Cambridge	Tri-Valley Health System	51. North Platte	Great Plains Regional Medical Ctr		
16. Central City	Litzenberg Memorial	52. Oakland	Oakland Memorial		
17. Chadron	Chadron Community	53. Ogallala	Ogallala Community Hospital		
18. Columbus	Columbus Community	54. Omaha	Methodist Hospital		
19. Cozad	Cozad Community	55. Omaha	University of Nebraska Medical Ctr		
20. Creighton	Creighton Area	56. Omaha	Alegant Health Immanuel		
21. Crete	Crete Area	57. O'Neill	Avera St. Anthony's		
22. Crete	Butler Area	58. Ord	Valley County		
23. David City	Butler Area	59. Osceola	Annie Jeffrey		
24. Fairbury	Jefferson County	60. Osceola	Garden County		
25. Falls City	Community Medical Ctr.	61. Osmond	Osmond General		
26. Franklin	Franklin County	62. Pawnee City	Pawnee County		
27. Fremont	Fremont Area	63. Pender	Pender Community		
28. Friend	Warren Memorial	64. Plainview	Plainview Public		
29. Geneva	Fillmore County	65. Red Cloud	Webster County		
30. Genoa	Genoa Community	66. Schuyler	Alegent Health		
31. Gordon	Gordon Memorial	67. Scottsbluff	Alegent West Medical Center		
32. Gothenberg	Gothenberg Memorial	68. Seward	Seward Memorial		
33. Grand Island	St. Francis Medical Cntr	69. Sidney	Memorial Health		
34. Grant	Perkins County	70. St. Paul	Howard County		
35. Hastings	Mary Lanning Memorial	71. Superior	Broadstone Memorial		
36. Hebron	Thayer County	72. Syracuse	Community Memoria		

Nebraska Public Health Depts.	
A. Auburn	Southeast District Health Dept.
B. Hemingford	Panhandle Public Health Dept.
C. Burwell	Loup Basin Public Health Dept.
E. Columbus	East Central District Health Dept.
F. Crete	Public Health Solutions
G. David City	Butler County Health Dept.
H. Dakota City	Dakota County Health Dept.
I. Fremont	Three Rivers Health Dept.
J. Gering	Scotts Bluff County Health Dept.
K. Grand Island	Central District Health Dept.
L. Hastings	South Heartland District Health Dept.
M. Holdrege	Two Rivers Public Health Dept.
N. Lincoln	Lincoln-Lancaster County Health Dept.
O. McCook	Red Willow County Health Dept.
P. North Platte	West Central District Health Dept.
Q. Ogallala	Sandhills District Health Dept.
R. Omaha	Douglas County Health Dept.
S. O'Neill	North Central District Health Dept.
U. Papillion	Sarpy/Cass Dept. of Health and Wellness
V.	
W.	
X. Wayne	Northeast Nebraska Public Health Dept.
Y. Winer	Elkhorn Logan Valley Public Health Dept.
Z. York	Four Corners Health Dept.

Nebraska Clinics/Others	
109. Multiple sites	Lutheran Family Services of Nebr
110. Alliance	Panhandle Mental Health Center
111. Bruning	Bruning Medical Center
112. Chester	Chester Medical Clinic
113. Davenport	Davenport Medical
114. Deshler	Deshler Medical Clinic
115. Lincoln	State of Nebraska DHHS
116. Milligan	Milligan Medical Clinic
117. Sidney	Panhandle Mental Health Center
118. Scottsbluff	Panhandle Mental Health Center

Hospitals From Other States	
aa. Sioux City, Iowa	
bb. Norton, Ks	Norton County Hospital
cc. Oberlin, Ks	Decatur County Hospital
dd. Phillipsburg, Ks	Phillips County Hospital
ff. Mankato, Ks	Jewell County Hospital

S:\networking\telehealth network\telehealth network maps and other info\nebraska telehealth network 01112013

Low Income Telephone Assistance Program/Lifeline

Purpose

The Nebraska Telephone Assistance Program or NTAP assists eligible low-income individuals with obtaining and keeping telephone services by lowering monthly telephone service rates. Eligible subscribers receive a monthly discount of \$12.75 on their telephone bill, which consists of \$9.25 in federal support and \$3.50 in NUSF support. NTAP assistance is available for a landline or wireless telephone service.

Eligibility

To qualify for the NTAP, a member of the subscriber's household must participate in one of the following programs:

- 1) Medicaid;
- 2) Supplemental Nutrition Assistance Program (SNAP), (formerly known as Food Stamps);
- 3) Supplemental Security Income (SSI);
- 4) Federal Public Housing Assistance;
- 5) Low-Income Home Energy Assistance Program (LIHEAP);
- 6) Children's Health Insurance Programs (Kids Connection, SAM, MAC, E-MAC);
- 7) Temporary Assistance to Needy Families (TANF, also known as Aid to Dependent Children in Nebraska); or
- 8) National School Lunch Program Free Lunch Program;

Recently the FCC also required that all states recognize any subscriber with a household income that is at or below 135% of the poverty level to qualify for NTAP. For more on the FCC reforms, see the FCC Lifeline Reform Order section below.

Only one subscriber per household unit is eligible for NTAP support and each subscriber may only receive support for one telephone line, either wireline or wireless.

Federal support of up to \$100 is available to consumers living on tribal lands to reduce the initial connections and line extension charges. Further, eligibility criteria for consumers living in tribal areas have been expanded to include the following additional federal assistance programs:

- 1) Bureau of Indian Affairs General Assistance;
- 2) Tribally-administered Temporary Assistance for Needy Families;
- 3) Head Start (only those meeting its income qualifying standard); or
- 4) National School Lunch Program's free lunch program.

The Commission has also implemented verification and re-certification processes to ensure participant information is up to date and participants remain eligible for NTAP. The

Commission works with the Department of Health and Human Services (DHHS) and other sources to obtain information about whether an NTAP enrollee continues to qualify for the underlying programs. If the customer is no longer eligible to receive NTAP assistance, the customer is notified and given an opportunity to establish continued eligibility. Those customers that do not respond are removed from NTAP.

Number of Subscribers

Currently, approximately 7,665 Nebraskans are enrolled in the NTAP program and receive support from NUSF. This represents a decrease in enrollment of 18.4% since June 2015. The Commission has completed the re-certification of the entire subscriber base mandated by the FCC for 2015. The decline in enrollment is attributed to the annual re-certification process. Many subscribers that do not participate in a benefit program that can be verified through the Department of Health and Human Services (DHHS) database do not return proof of eligibility and are de-enrolled from the program. The Commission is currently working with DHHS to mail letters to persons that are enrolled in Medicaid, SNAP, TANF, LIHEAP or the Children’s Health Insurance Program, but not enrolled in the NTAP, to inform them that they are eligible for NTAP.

The Commission continues to work with DHHS, agencies for the aging, housing authorities and other agencies and groups across the state to provide eligible subscribers information about NTAP.

The following is a statistical summary of applications processed for recent fiscal years ending June 30. Link Up, the federal program to assist with one-time connection fees, was discontinued for areas that are not Tribal lands during the Fiscal Year 2011-2012. Therefore, no applications for this program were processed during the Fiscal Year 2012-2013 and following fiscal years.

	Fiscal Year Total		Cumulative to Date	
	Total Applications Processed	One-Time Connection Applications	Total Applications Processed	One-Time Connection Applications
FY 11-12	8,525	614	96,273	25,098
FY 12-13	10,716	-	106,989	-
FY 13-14	7,820	-	114,809	-
FY 14-15	4,081	-	118,890	-
FY 15-16	3,667	-	122,557	-

Eligible Telecommunications Carriers (ETCs)

Before carriers can participate in NTAP, they must be approved and designated as an eligible telecommunications carrier. Nebraska currently has 56 ETCs participating in NTAP.

FCC Lifeline Reform

On March 31, 2016, the FCC adopted an order making several changes to the Lifeline program, known in Nebraska as NTAP. The changes are slated to become effective December 1, 2016, pending Office of Management and Budget (OMB) approval and petitions for reconsideration to the FCC. Most notably, the FCC will allow a Lifeline credit to be applied to broadband service. The federal Lifeline credit will remain at \$9.25 per month, and can be applied to voice service, broadband service, or a bundle including at least one of these services. Further, the FCC added Veterans Pension benefit or Survivors Pension benefit to the eligibility criteria for Lifeline and removed Low-Income Home Energy Assistance Program (LIHEAP), Temporary Assistance to Needy Families (TANF), and the National School Free Lunch Program as qualifying assistance programs. The following will be the eligibility criteria for Lifeline after the changes become effective:

Subscribers must participate in:

- 1) Medicaid;
- 2) Supplemental Nutrition Assistance Program (SNAP), formerly known as Food Stamps);
- 3) Supplemental Security Income (SSI);
- 4) Federal Public Housing Assistance;
- 5) Veterans Pension benefit or Survivors Pension benefit; or
- 6) The household must have an income that is at or below 135% of the poverty level.

The FCC did not allow States to adopt additional eligibility criteria.

Additionally, the FCC found that it has authority to preempt states from designating broadband service providers as Eligible Telecommunications Carriers (ETCs). Therefore, the FCC will designate carriers for the purpose of providing basic Internet access service in order to receive Lifeline broadband support.

High Cost Program

Purpose

In 1997, after the Legislature created the NUSF, the Commission opened an investigation and began its quest to meet the universal service obligations of the new environment. Results from the 2000 U.S. Census indicate over 84% of Nebraska's households reside in an area of less than 730 square miles, less than 1% of the landmass of the entire state. Nearly 16% of Nebraska's households are spread over more than 74,000 square miles. Providing service to households in the rural, sparsely populated areas of Nebraska has a significant cost.

In 1999, based on the findings of its investigation, the Commission implemented a multi-year transitional mechanism to reform intercarrier compensation and establish funding from NUSF. The Commission entered an order in 2001 seeking comment on a method to determine permanent funding from NUSF Nebraska ETCs, while accomplishing the policy goals of

universal service. In 2002, the Commission adopted goals for the NUSF long-term support mechanism.

The Commission in June 2004 released the NUSF Support Allocation Methodology (SAM), a permanent, long-term, universal service funding mechanism to address the costs of Nebraska's universal service obligations and meet the needs of providing service in high-cost areas. The SAM is an efficient, fair, independently verifiable methodology utilized by the Commission to allocate the limited amount of universal service support available and direct that support to the highest-cost areas, fulfilling the universal service obligations of Nebraska. The methodology utilizes regression techniques to link forward-looking costs to household density. Once this relationship is determined, results are used to calculate relative need for universal service support. Available universal service support amounts are then allocated to high-cost areas based on the determination of relative need.

The mechanism is funded via a surcharge applied to revenues derived from retail end user intrastate telecommunication services. The NUSF surcharge is a flat 6.95 percent assessment on all in-state services. The Commission developed the surcharge rate after extensive research and analysis and determined the surcharge should be applied to all in-state services, including local telephone service, local calling features, in-state long distance service, wireless service, and paging service. The surcharge provides the funds necessary to support high-cost areas throughout the State of Nebraska and ensure service remains affordable.

Distribution Methodology

Summary

The SAM allocates NUSF High-Cost Program (NUSF-HCP) support to Nebraska ETCs (NETCs) providing service to high-cost service areas. The SAM provides for the allocation of NUSF-HCP support monies to NETCs based on the cost an NETC incurs in the provisioning of service, relative to the cost of service throughout the state. Thus, an NETC that provides service to many high-cost customers receives a relatively larger allocation of the fund than an NETC that provides service to fewer high-cost customers or to customers that have only moderate costs. An NETC that serves predominantly low-cost customers should receive little or no support.

The SAM utilizes Census data to create support areas. Then utilizing the Benchmark Cost Proxy Model (BCPM), Version 3.1, and a common set of inputs, to reflect the costs of a most efficient carrier, the SAM calculates household densities and estimates forward-looking loop costs. Loop cost is the per-line measure of the average cost incurred by a telephone company to provide the local loop. Econometric regression techniques are next employed to link forward-looking loop cost to household density. Finally, with the use of the regression results and support area densities, the expected loop cost is calculated for each support area.

The SAM compares expected loop cost, for each support area, to a loop cost benchmark. When expected loop cost exceeds the loop cost benchmark, a base support amount for the support area is calculated. Results are then aggregated. Finally, each NETC's allocation of the NUSF-HCP support is calculated based on relative base support amounts.

The SAM utilizes the cost of the local loop as a proxy for the total cost of service. A high correlation between the cost of provisioning service and the cost of the local loop provides a sufficient mechanism in which to associate more closely the allocation of the NUSF with cost causation. In addition, as the cost of service in high-cost areas is also closely related to the increased cost of providing the “last mile,” the SAM ensures the allocation of the NUSF-HCP is one that furthers the goals of the NUSF.

The SAM Process

The SAM utilizes Census block level household data, aggregating the state into multiple urban and rural support areas that reflect cost causation and prevent any arbitrage that may occur if high- and low-cost loops are combined into one support area.

The SAM then develops forward-looking loop costs in each support area. The process for determining forward-looking loop cost occurs in four steps. First, the SAM utilizes the BCPM and a common set of inputs for all companies to calculate household densities and estimate forward-looking loop costs in areas definable by the cost model. Second, regression techniques are then employed to link forward-looking costs to household density for those well-defined areas. Next, densities are determined in the proposed support areas. Finally, with the use of the regression results, expected loop cost as a function of measured density is calculated for each support area.

The SAM compares expected loop cost for each support area to a loop cost benchmark. When, in a particular support area, the loop cost is above the benchmark, the difference between the two is multiplied by the number of households in that support area to obtain the base support amount for that support area. Support area results are aggregated to the NETC level to get the base amount of support for each NETC. Support area results are aggregated to get the statewide base amount. The SAM then calculates each NETC’s allocation of the NUSF-HCP. The allocation is calculated as the support area’s base amount of the NUSF-HCP, relative to the statewide base amount. For example, suppose an NETC has a base amount of \$400,000 and the statewide base is \$40,000,000. That NETC would receive 1/100th of the NUSF-HCP monies available.

Developing Forward-Looking Loop Cost in Each Support Area

Calculating densities and forward-looking loop costs in areas definable by a cost model is the first step in developing loop cost by support area. Forward-looking, or economic cost, is a theoretical measure of cost based on the theories and practices of economics of the industry in question and is useful in analyzing the complexities and variables of a competitive environment. Forward-looking cost is not subject to inefficiency issues, such as gold-plating and historically inefficient decision-making of other cost measures. Rather, a forward-looking measure of cost employs engineering practices, generally available data, and the most efficient technology available, to develop an independently verifiable method of determining cost.

The SAM utilizes version 3.1 of the BCPM for this purpose. The Commission reviewed version 3.1 of the BCPM when making a recommendation to the FCC regarding model choice

for federal USF support. After thorough analysis supported by numerous hearings and comment periods, the Commission selected the BCPM as the most desirable model for that purpose. The Commission found the BCPM is a long-run, forward-looking economic cost model that does not impede the provision of advanced services. BCPM utilizes a reasonable method to build plant, reflects the costs an efficient company would incur in providing facilities using the latest and least-cost technologies, designs plant to efficiently serve customers at their existing locations, and employs a scorched node, total element long run incremental cost (TELRIC), forward-looking, state-specific design to determine loop investment.

Further, the Commission found that the BCPM complies with the TELRIC principles adopted by the FCC. In its pricing rules, the FCC determined rates established pursuant to the FCC's forward-looking economic cost-based methodology, called TELRIC, are just, reasonable, and nondiscriminatory. The FCC's forward-looking cost method is a practical variant of the marginal cost principal. Thus, rates set via a TELRIC-compliant method are forward-looking in nature, fair and efficient, resulting in an environment that is more efficient and fair, allowing consumers to make the best buying choices.

Additionally, BCPM allows for analysis at a company-specific, density-zone level. Consequently, the BCPM, and the SAM, lead to more reliable results when allocating the NUSF-HCP. As cost and density are strongly correlated, separating support areas into regions with similar densities becomes important. This aggregation is done on a company-by-company basis. The end result is a data file containing information related to each density zone, for each wire center, for every NETC. It is worth noting that not all NETCs have investment in all zones. Small NETCs may have all of their customers in some of the least dense zones and no customers in the densest zones. In contrast, the state's largest NETCs may have customers in all density zones.

Once information is gathered at the density zone level, it is used to calculate the zone's average density and monthly loop cost. Density is calculated by dividing the aggregate number of households in the zone by the zone's total square miles.

To calculate each zone's average loop cost, investments in each loop equipment-related asset class are converted into annual expense and maintenance costs. The loop equipment related asset classes include: DLC/DS1s; aerial, underground and buried copper; aerial, underground and buried fiber; and poles. To accomplish this conversion, annual cost factors are applied to investment amounts in each of the various equipment classes. Annual cost factors are then applied to support equipment to get support equipment expenses and maintenance costs. Support equipment classes include motor vehicles, special purpose vehicles, garage work equipment, other work equipment, furniture, office and general purpose computers.

Analysis estimates, based on BCPM results, approximate that 86% of the cost associated with connecting users to the public switched network is attributable to the local loop, with the remaining costs allocated to switching, interoffice transport, and other non-loop related services.

The annual expense and maintenance costs associated with equipment and support assets are aggregated to obtain zone-wide annual costs. To calculate an annual per-line loop cost, zone-

wide annual costs are divided by the number of lines served. Finally, the annual per-line loop cost is divided by twelve (12) to arrive at a monthly per-line loop cost; the per-line cost of developing plant to meet the service needs in a particular area.

Loop Cost Regression Links Cost to Density

The second step in the process determines forward-looking loop cost as a function of household density in each of the BCPM density zones. Regression analysis is used to relate loop cost to household density. Letting $LoopCost_i$ represent the loop cost in area i , and $HouseHoldDensity_i$ represent household density in area i , the functional relationship between the two can be described as:

$$LoopCost_i = \alpha e^{-\beta * HouseHoldDensity_i} . \quad (1)$$

This functional form allows loop cost to decrease at a decreasing rate as household density increases. Taking natural logarithms of each side, equation (1) becomes:

$$\text{Ln}(LoopCost_i) = \text{Ln}(\alpha) - \beta * HouseHoldDensity_i , \quad (2)$$

or

$$\text{Ln}(LoopCost_i) = \gamma - \beta * HouseHoldDensity_i , \quad (3)$$

where $\text{LN}(\bullet)$ is the natural log operator and $\gamma = \text{Ln}(\alpha)$.

The specification in equation (3) forces one curve through all of the observations in the sample, while a visual examination of the data seems to indicate that observations for moderately dense areas may lie on different curves than observations for less dense or very dense areas. Therefore, three dummy variables are created that take values of one when density falls within certain boundaries and zero otherwise. Let $\overline{D^{Low-Middle}}$ represent the threshold between the low- and the middle-density areas. Similarly, let $\overline{D^{Middle-High}}$ represent the threshold between the middle- and the high-density areas. The following dummy variables are created:

$$D_i^{Low} = \begin{cases} 1 & \text{if } HouseHoldDensity_i \leq \overline{D^{Low-Middle}} \\ 0 & \text{Otherwise} \end{cases} , \quad (4A)$$

$$D_i^{Middle} = \begin{cases} 1 & \text{if } \overline{D^{Low-Middle}} < HouseHoldDensity_i \leq \overline{D^{Middle-High}} \\ 0 & \text{Otherwise} \end{cases} , \quad (4B)$$

$$D_i^{High} = \begin{cases} 1 & \text{if } HouseHoldDensity_i > \overline{D^{Middle-High}} \\ 0 & \text{Otherwise} \end{cases} . \quad (4C)$$

Using these dummy variables, equation (3) is respecified as:

$$\begin{aligned}
\text{Ln}(\text{LoopCost}_i) = & D_i^{\text{Low}} (\gamma_L - \beta_L * \text{HouseHoldDensity}_i) \\
& + D_i^{\text{Middle}} (\gamma_M - \beta_M * \text{HouseHoldDensity}_i) \\
& + D_i^{\text{High}} (\gamma_H - \beta_H * \text{HouseHoldDensity}_i) .
\end{aligned} \tag{5}$$

For relatively sparsely populated areas, the intercept is γ_L and the slope is β_L . For medium-density areas, the intercept is γ_M and the slope is β_M . For high-density areas, the intercept is γ_H and the slope is β_H . The optimal values for $D^{\text{Low-Middle}}$ and $D^{\text{Middle-High}}$ are the values that maximize the log likelihood function derived from estimation.

Equation (5) is estimated using linear least squares estimation that minimizes the sum of squared errors associated with the coefficient estimates. For a discussion of least squares estimation, the properties of least squares estimators and potential estimation problems see William H. Greene, Econometric Analysis, 5th ed. (Upper Saddle River: Prentice Hall, 2003). Least square estimation has many statistically desirable attributes and is the typical method used to estimate the coefficients in an equation such as (5) above.

Results from least squares estimation of equation (5) are:

$$\begin{aligned}
\text{Ln}(\text{LoopCost}_i) = & D_i^{\text{Low}} (6.4048 - 0.51197 * \text{HouseHoldDensity}_i) \\
& + D_i^{\text{Middle}} (4.3937 - 0.040666 * \text{HouseHoldDensity}_i) \\
& + D_i^{\text{High}} (3.0198 - 0.00026585 * \text{HouseHoldDensity}_i) .
\end{aligned} \tag{6}$$

Initial statistical tests indicated the error terms generated from estimating equation (5) may be heteroscedastic. Heteroscedasticity occurs when the disturbance variances are not constant across observations. When this occurs, the values of the least squares coefficient estimates are unbiased, but the variances associated with those coefficient estimates are biased. Unbiasedness of the coefficient estimates indicates the numbers shown in equation (6) are the best estimates of the coefficients in the equation. Biased variances indicate standard techniques cannot be used to test for the statistical significance of the coefficient estimates. Statistical methods are used to correct for heteroscedasticity, leaving the parameter estimates in equation (6) unchanged, but improving the estimated standard errors.

As the dataset sample size seems adequate to accommodate the option, the White Heteroscedasticity Consistent Covariance matrix estimation is used to correct, in the limit, the standard errors initially developed using linear least squares estimation. Correcting for heteroscedasticity, all six coefficient estimates in equation (6) have t-statistics indicating that they are statistically different than zero at the 99 percent confidence level. The equation has an R^2 of 0.95, indicating that 95 percent of the variance in the dependent variable can be explained by the regression equation, or 95 percent of the variation in the natural log of loop cost can be explained by variation in density. Given the statistical significance of the coefficients, it is valid to conclude that equation (5) fits the data better than equation (3).

This piece-wise regression, using three curved segments, explains loop cost as a function of density. One curve explains loop cost in low-density areas. The second explains loop cost in middle-density areas and the last in high-density areas. The segments meet at critical points. The critical lower and upper density levels are 4.5 and 34 households per square mile, respectively, determined as the values that maximize the log likelihood function derived from estimation. For a discussion of log likelihood see William H. Greene, *Econometric Analysis*, 5th ed. (Upper Saddle River: Prentice Hall, 2003).

The first curved segment indicates loop cost declines rather steeply as density increases from near zero to the first critical point of 4.5 households per square mile. The second curved segment indicates that loop cost declines more moderately as density increases beyond the first critical point and up to the second critical point of 34 households per square mile. The third curved segment indicates that loop cost declines relatively modestly as density increases beyond 34 households per square mile.

In areas below or equal to 4.5 households per square mile, expected loop cost as a function of density is:

$$E\{\ln(\text{LoopCost}_i)\} = 6.4048 - 0.51197 \text{HouseHoldDensity}_i, \quad (7)$$

or, taking the exponential of both sides of equation (7),

$$E\{\text{LoopCost}_i\} = 604.74e^{-0.51197 \text{HouseHoldDensity}_i} \quad (8)$$

In areas with household density above 4.5 but less than or equal to 34 households per square mile, expected loop cost as a function of density is:

$$E\{\text{LoopCost}_i\} = 80.94e^{-0.040666 \text{HouseHoldDensity}_i} \quad (9)$$

In areas where there are greater than 34 households per square mile, the expected loop cost as a function of density is:

$$E\{\text{LoopCost}_i\} = 20.49e^{-0.00026585 \text{HouseHoldDensity}_i} \quad (10)$$

Creating Support Areas

All support areas are created using U.S. Census data. Census blocks are aggregated, by “town” areas and “out-of-town” areas to create the support areas within each wire center and utilized by the SAM. Town areas are identified as cities, villages, or unincorporated areas with 20 or more households and densities greater than 42 households per square mile. Out-of-town areas are the remaining areas that have not been assigned to a town.

Once support areas are created, densities are determined and loop regression results are utilized to calculate the expected forward-looking loop cost in each support area. The expected loop cost is a function of density, as generated from the regression results.

Determining Support-Area Densities

The BCPM-based results link an area's expected loop cost to its density. To use these results, densities in support areas are calculated using U.S. Census household data, by census block. A household is defined as a housing unit; a house, an apartment or other group of rooms, or a single room, when occupied as separate living quarters with direct access from the outside or through a common hall. Census block data is aggregated for each wire center's town and out-of-town support areas, as identified above. Town and out-of-town densities are calculated as households divided by square miles.

Calculating Expected Loop Cost

Loop regression results are used to calculate the expected loop cost in each support area as a function of density.

Determining the Loop Benchmark

Benchmark Base

The Commission adopted residential loop benchmarks for NUSF purposes not including surcharges, such as, but not limited to, the federal subscriber line charge (SLC). The current urban and rural benchmarks are \$17.95 and \$19.95, respectively. The SAM utilizes the urban benchmark as the base with which to begin construction of a benchmark, applicable and useful to the SAM process, the SAM Benchmark (SAM-BM). SAM-BMs are calculated for each NETC.

Factor Adjustments

Loop Cost Versus Total Cost

As stated above, the loop represents a large majority of the total cost of providing service and is highly correlated with the cost of provisioning service and, therefore, the SAM utilizes the cost of the loop as a proxy for the total cost of service. Thus, an adjustment is needed to translate the benchmark base into an amount on par with the SAM's proxy of total cost.

The SAM adjusts the benchmark base to ensure a common unit base, using a value of 86 percent. As stated above, analysis estimates, based on BCPM results, that approximately 86 percent of the cost associated with connecting users to the public switched network is attributable to the local loop. This adjustment is applied to all NETCs' SAM-BM in the same manner.

Access Lines Per Household

Using regression analysis techniques, the SAM determines forward-looking loop cost as a function of household density. The SAM's use of households, as defined by the U.S. Census Bureau, implies no explicit support is garnered for business lines or second lines in households, thus focusing NUSF-HCP support to the primary line in each household in high-cost support areas.

However, the benchmark base is a measure of the cost of a single access line. Typically, while the additional outside plant may remain idle, a NETC engineers its network to accommodate multiple access lines per household. Thus, an adjustment must be made for the number of access lines per household. Again, similar to the Loop Cost versus Total Cost adjustment described above, the adjustment ensures unit commonality.

The SAM utilizes a value of 1.15 access lines per household for all NETCs. The Access Lines Per Household factor is calculated as the total number of Nebraska residential access lines divided by the number of Nebraska households requesting service; where households requesting service is equal to the total number of Nebraska households multiplied by the percentage of Nebraska households with telephone service; $(734,268 / [665,691 * 96\%])$.

Adder-Adjustments

The following represent additional legitimate revenue sources available to NETCs for recovery of the cost of providing the local loop. As such, adder-adjustments are made to the benchmark base to account for these sources.

Federal Subscriber Line Charge (SLC) Adder-Adjustment

The federal SLC, while differing by amount, is charged ubiquitously by all NETC's. An adder-adjustment is made to the benchmark base to account for revenues recovered through the federal SLC. NETC specific SLC rates are utilized.

Access Adder-Adjustment

In an Order, the Commission determined services, such as access service, are priced at levels that support residential service. The rates for these services that provide implicit support were to be reduced. However, reduction methods differed for rural and non-rural companies. Additionally, the initial access rates, prior to any reductions, differed significantly by company. Thus, the access rates that resulted from the Commission's rate rebalancing order differ by company.

The Access Adder-Adjustment accounts for the differences, due to differing access service rates, in monthly revenues collected from an average residential access line. The Access Adder-Adjustment is NETC-specific in its application.

The Access Adder-Adjustment is calculated, pursuant to rates effective October 1, 2005, for each NETC, as average annual access revenue in excess of annual access revenues had the lowest Nebraska average access rate been charged, stated as a monthly, per-line, amount. Formulaically, the Access Adder-Adjustment is represented as;

$$AccessAdderAdjustment_i = \frac{\left[\frac{AccessRvn_i - (NEMinAvgAccessRate * AccessMin_i)}{AnnualAccessLines_i} \right]}{12}$$

xDSL Adder-Adjustment

Digital Subscriber Line (DSL) technologies provide a method in which a customer is able to use, the previously idle, high bandwidth portion of the copper local loop. Voice communications are carried, generally, over the 300 to 3,000 Hz range, leaving a large portion of bandwidth, not being employed for voice communications, unused. This unused bandwidth, generally above 20,000 Hz (or 20 KHz), allows a customer to utilize vastly greater speeds resulting in high-speed data transmission rates of up to several million bits per second.

The use of DSL technology allows the digital information to flow directly to the digital device, without a conversion from digital to analog and back again, thus permitting the additional bandwidth capabilities of the copper local loop to be utilized, in an efficient manner. In addition, as voice and data communications are carried over different bandwidth portions of the local loop, a carrier is able to provide voice and data communications, simultaneously, over the same loop.

The provisioning of DSL allows providers to offer high-speed access to telecommunications and information services, over the local loop. The FCC previously determined DSL to be an interstate service and therefore properly tariffed at the federal level. An adder-adjustment is made to the residential loop benchmark to account for loop revenues recovered through the provisioning of DSL service offerings.

The availability of DSL to consumers in all areas of the state, the number of consumers choosing to purchase DSL services, and the amount the DSL service contributes to recover loop costs and are all utilized in the calculation of the xDSL Adder-Adjustment. Utilizing a DSL availability value of 80 percent, a DSL penetration value of 20 percent, and a DSL loop contribution value of \$10, the xDSL Adder-Adjustment is calculated as \$1.60 per household. The product of the values; availability, penetration, and contribution, $(0.80 * 0.20 * \$10) = \1.60 . The xDSL Adder-Adjustment is not NETC specific.

SAM Benchmark Calculation

The SAM-BM is then calculated as the NETC-specific product of the benchmark base and the Loop Cost Versus Total Cost adjustment, plus any applicable Adder-Adjustments, adjusted by the Access Lines Per Household factor. The Access Lines Per Household adjustment is applied to the Adder-Adjustments to ensure these adjustments are also stated in terms of households. The SAM-BM is thus represented, formulaically, as:

$$SAM-BM = [(\$17.50) * (86.00\%) + Adder-Adjustments] * [1.15].$$

Calculating Support Allocations

If a support area's expected loop cost is below the SAM-BM, the support area's base support amount is zero. However, if a support area's expected loop cost is above the SAM-BM, the difference between the two is multiplied by the number of households in the support area to determine the support area's base amount of NUSF support. Support area results are compared to statewide results to determine the support area's final allocation of NUSF-HCP support.

SAM Support Amounts

The appropriate final allocation, for each support area, is applied to the finite amount of NUSF-HCP support available; to calculate the amount of NUSF-HCP support received by each NETC. Support area results are aggregated to the company level to determine each NETC's NUSF-HCP support amount. The Commission continuously monitors the NUSF surcharge remittance amounts and utilizes econometric regression techniques, historical time-series data, and known outliers, to predict available NUSF-HCP support amounts utilized within the SAM process.

Nebraska Universal Service Fund High-Cost Program Support Adjustments

Once NUSF-HCP support amounts are determined, additional review is performed to ensure NUSF-HCP support does not exceed levels required to recover reasonable costs, nor result in an excessive overall rate-of-return.

To facilitate this review, NETCs are required to annually submit investment, expense, and revenue data, to the Commission, via the NUSF-EARN Form (EARN Form). NETCs have the option of filing the EARN Form on three different jurisdictional level, total company, Nebraska, or supported services jurisdiction. Each NETC can also elect to provide EARN Form data on either a one-year or three-year average. Once selected, an NETC must seek Commission approval to alter the EARN Form jurisdiction level or averaging basis elections. Using agreed-upon-procedures, independent auditors certify EARN Form amounts to the financial statements of the NETC.

Expense Cap Review

While the EARN Form is subject to a third-party audit, the auditor does not give an opinion as to whether those accounts are appropriate. Therefore, on June 3, 2008, the Commission adopted an expense cap model as an objective tool, appropriate for public accountability, to oversee the use of NUSF-HCP support. The expense cap model employs an objective standard and is utilized to determine the appropriateness of how NUSF-HCP support is used.

The expense cap review includes a mechanism for reviewing expenses that exceed the upper boundary of the expense cap model. The consequence of an NETC falling outside the established boundary may that NUSF-HCP support amounts for that company may be altered.

Methodology

Regression analysis is used to estimate total cost as a function of several regressors; square miles, households, access lines, and total plant-in-service.

Regression results, advanced statistical techniques, and total expenses and total plant-in-service reported on the EARN Form, are used to determine the upper boundary of total cost, an expense cap, for each NETC. All of the coefficients are statistically significant at the 95 percent confidence level using a two-tailed test. The equation has an $\bar{R}^2=0.99$ and the f-statistic is significant at the 99 percent level. The covariance matrix for the parameters of the regression model and the variance of the regression are calculated and utilized to derive the forecast standard deviation for any observation, which, along with the parameter from a standard normal distribution that creates the one sided confidence interval of $(0.5-\alpha)$, is used to determine the upper bound of total costs. Theil's inequality is used to measure how closely the forecast method tracks the actual data.

Should an NETC's total expense amount exceed the expense upper boundary determined by the model, notification is given and an opportunity to provide a written explanation. Should the Commission deem the explanation to be insufficient to justify the reported expenses, a public hearing opportunity is provided. Finally, should the Commission deem it appropriate to alter the EARN Form; an order subject to judicial review will be entered by the Commission.

Federal Universal Service Fund Imputation

On December 19, 2006, the Commission implemented a mechanism to take federal universal service support into account when determining need for NUSF High-Cost Program support, accounting for any mismatch of federal universal service support and cost allocation.

In the event interstate revenues, reported on the EARN Form, exceed interstate costs, the lesser of the federal universal service support, or the amount by which interstate revenues exceed interstate costs, is imputed into the determination of NUSF support. The imputation amount is added to the EARN Form as additional revenue for the purpose of recovering costs assigned to the state jurisdiction. Only NETCs filing on a Nebraska or supported services jurisdiction may be affected.

Earnings Test

The earnings test utilizes all investment, expense, and revenue data, submitted via the EARN Form, to ensure NUSF-HCP support does not result in earnings that exceed the level required by NETCs to recover costs.

Methodology

All NETCs begin with the population of investment, expense, and revenue data at a total company level, averaged over a three-year or one-year period, depending on the option selected by the individual NETC and approved by the Commission. Data submitted at a total company level should be consistent with the Form M financial data submission filed for the relevant year.

Total Company Jurisdiction

For those NETCs filing on a total company jurisdiction, no further data is required. Earnings test calculations are performed at the total company level.

State Jurisdiction

NETCs filing on a Nebraska jurisdiction will, additionally, provide investment, expense, and revenue data on an interstate jurisdiction. Interstate amounts are removed from total company amounts prior to the earnings test. Earnings test calculations are performed at the state jurisdiction.

Supported Services Jurisdiction

NETCs filing on a supported services jurisdiction will, in addition to providing total company and interstate jurisdiction data, as described above, will provide investment, expense, and revenue data for all excluded services. Excluded service and interstate amounts are removed from total company amounts prior to the earnings test. An NETC must provide adequate supporting documentation to verify the accuracy of amounts identified as excluded services. Earnings test calculations are performed at the supported services jurisdiction.

Earnings Variance

Subsequent to applicable adjustments to total company data, as noted above, an earnings variance is calculated as total revenue minus total cost, where cost is calculated as the summation of total expense and net income before taxes, based on a cost-of-capital value, directed by the Commission, of 12 percent.

Based on the earnings test, if receipt of an NUSF-HCP support amount determined by the SAM would result in an NETC earning an excessive overall rate-of-return, the NUSF-HCP support amount is reduced to the point at which the earnings variance is equal to zero.

Rural Benchmark Imputation

On December 19, 2006, the Commission implemented the Rural Benchmark Imputation, establishing a rural benchmark of \$19.95 and subsequently making an explicit reduction in NUSF-HCP support equal to the difference between the rural benchmark and the urban benchmark with a limitation on a NETC basis of \$1.00 per month, per residential access line.

On July 12, 2011, recognizing a trend of increased basic local residential rates above the urban benchmark, the Commission adopted an adjustment to the Rural Benchmark Imputation;

imputing the difference between the rural benchmark and an NETC's residential access line rate as of December 31st of the current EARN Form year, with the continued limitation on an NETC basis of \$1.00 per month, per residential access line. An NETC's NUSF-HCP support amount is then reduced by the Rural Benchmark Imputation amount, to the extent applicable.

Nebraska Universal Service Fund High-Cost Program Distribution Model

Annually, the Commission updates pertinent data utilized in the NUSF-HCP process, for the most recent year applicable, and releases the NUSF High-Cost Program Distribution Model (DM), for public review. The DM includes results of the SAM and NUSF-HCP support amounts for each NETC for the subsequent payment year, adjusted based on results of the Expense Cap Review, FUSF Imputation, Earnings Test, and Rural Benchmark Imputation, as applicable.

Subsequent to formal approval of the NUSF-HCP annual support amount, support payments are electronically provided to each NETC on a monthly basis.

Funds Distributed

During Fiscal Year 2015-16, \$31.6 million was paid in high cost support to Nebraska telecommunication companies. High cost support was distributed to 32 local exchange carriers, and 3 CLECs received ported high cost support. Ported support means the CLECs received the same per-line high cost support as the underlying LEC whose facilities they are reselling for each line they serve. The support received by a CLEC is deducted from the amount of support that the underlying LEC receives in high cost support.

PART IV

Wireless E911 Fund



Trivia: This campy horror film released in 1996 involved a young woman attempting to cope with her mother's mysterious murder and her horror movie-obsessed friends being stalked by an unknown killer. Many scenes used a wireless phone similar to the one above.

Answer: Scream

Fun Fact: The use of caller ID increased more than threefold after the release of this film.

Overview

New This Year

The Nebraska Legislature adopted LB938 in its 2016 session. This bill created the 911 Service System Act. This gives the Public Service Commission the authority to develop a plan to implement Next Generation 911 in the State of Nebraska. This plan is to be implemented by the Commission on or after July 1, 2018. The Commission is to report its progress in the development of this plan to the Legislature no later than February 1, 2017. Finally, the adopted plan is to be presented to the Legislature no later than December 1, 2017. The Commission has hired a State 911 Director and Attorney and still in the process of hiring other staff to meet these deadlines.

Purpose

In 2001, the Legislature passed LB 585, authorizing the Commission to create the Nebraska Wireless E911 Fund. The charge of the Wireless E911 Fund was to implement Wireless E911 service across the State of Nebraska. As of 2012, all 93 counties in the state have fully implemented Wireless E911 service with at least one wireless service provider.

Phases & Technologies

In most areas of North America, citizens have at least basic or enhanced 911 service for their wireline phone in their home or workplace. If a jurisdiction has basic 911, the 911 center, or public safety answering point (PSAP), will receive no location or identifying information with the call. This information must be communicated by the calling party to the PSAP. In areas with Enhanced 911, the PSAP will receive location and telephone number information with the 911 call. Having this information allows the PSAP to more quickly dispatch emergency help, even if the caller is not able to communicate their location or the nature of their emergency.

Wireless E911 enables citizens to call 911 on their wireless phones. There are three phases of Wireless E911. The most basic of these is “Wireless Phase 0.” This means that when a person calls 911 from their wireless device, the PSAP in a city or county, possibly up to hundreds of miles away from the caller, may receive the call, but not receive the telephone number of the wireless device or the location of the caller. This presents potentially life threatening issues due to lost response time if caller is unable to speak, doesn't know where they are, doesn't know their wireless telephone number, or if the call is dropped.

When “Wireless Phase I” 911 has been implemented, a wireless call will come into the PSAP with the wireless device's telephone number and the location of the wireless cellular tower that received the call. This allows the PSAP to determine the general location of the calling party, usually within a few square miles. This is important in the event the call is dropped. This information may assist PSAP employees in working with the wireless carrier to identify the wireless subscriber's name.

When “Wireless Phase II” 911 has been implemented by local 911 systems and wireless carriers, it allows the PSAP to receive both the wireless caller's telephone number and their specific location by latitude and longitude.

There are two types of wireless location technologies available to identify the specific location of a wireless caller, network-based or handset-based. Of the carriers offering service in Nebraska: Cricket, Sprint Nextel, US Cellular and Verizon utilize a handset-based solution. AT&T/Cingular, iWireless, Pinpoint Wireless, T-Mobile and Viaero utilize a network-based solution.

When a wireless phone is turned on, whether or not it is in use, it periodically transmits signals to the wireless network so the wireless network knows which cellular towers to deliver calls to if the device is used. With the network-based solution, special radio intercept equipment is installed on cellular towers to accomplish the location task. When a wireless call is placed, the towers can compare signals from any active wireless device and pinpoint the call using triangulation (the difference in time between the arrival of the signal at different receiving stations or by the signal's angle of arrival at each tower). It takes at least three towers to get an accurate location. This solution is called network-based because the signal measurements and location calculations are performed in the wireless network.

The handset-based solution utilizes a wireless device equipped with Global Positioning System (GPS) equipment that can measure the time of arrival of signals transmitted from GPS satellites in order to calculate its position.

Wireless carriers that use network-based technologies are required by the Federal Communications Commission (FCC) to provide location information that is accurate to within 100 meters 67% of the time and accurate within 300 meters 95% of the time. Wireless carriers that use handset-based technologies must provide greater location accuracy, within 50 meters 67% of the time and 150 meters 95% of the time.

Assessment

Effective July 1, 2001, a \$.50 surcharge has been collected from each subscriber with a billing address in Nebraska. Wireless carriers remit the surcharge to the Commission 60 days after the last day of the month. Effective January 1, 2013, the surcharge was reduced to \$.45 for each subscriber with a billing address in Nebraska. For Fiscal Year 2015-2016, the Wireless E911 Fund collected just about \$8.0 million. As of July 1, 2016, the balance of the Wireless 911 Fund was approximately \$14.7 million.

The Prepaid Wireless Surcharge Act became effective on July 19, 2012. Under this Act, beginning January 1, 2013, each retail seller of prepaid wireless telecommunication services will collect the Wireless 911 surcharges directly from the consumer at the point-of-sale. The amount of the surcharge collected per retail transaction will be based on an annual determination by the Nebraska Department of Revenue utilizing a formula of the amount of prepaid wireless surcharges established by finding the sum of the following:

- a. The percentage obtained by dividing the current annual Wireless E911 Surcharge by 50; and
- b. The percentage obtained by dividing the amount of the Nebraska TRS Fund Surcharge by 50.

Amounts collected are remitted by retailers to the Department of Revenue. Retailers are permitted to deduct and retain three percent of prepaid wireless surcharges. The Department of Revenue will then remit the collected amounts, less administrative costs not to exceed 2%, to the State Treasurer for credit to the Wireless E911 Fund and TRS Fund.

Distribution Methodology

On February 23, 2010, the Commission adopted a permanent funding mechanism, the 911 Support Allocation Methodology (911-SAM), for wireless 911 service pursuant to *Neb. Rev. Stat.* § 86-465 (1)(e). The 911-SAM forecasts the future status of the Enhanced Wireless 911 Fund (Fund) and assists in the allocation of annual support amounts to eligible PSAPs and wireless carriers.

The 911-SAM calculates Fund support amounts for each year forecasted based on the existing balance, reserve levels, pre-existing payment commitments, Fund administration costs, local telephone carrier costs paid on behalf of the PSAPs by the Commission, and surcharge remittance levels. Fund support amounts are allocated utilizing cost proxies.

The 911-SAM derives cost proxy amounts, representing the costs incurred for the provision of wireless enhanced 911 service, for three cost categories; PSAP, Geographic Information Systems (GIS), and wireless carrier. Cost proxy amounts are determined as functions of independent variables and predefined cost inputs. More specifically, PSAP and GIS cost proxy amounts are calculated as functions of population and the wireless carrier cost proxy amount is determined as a function of wireless towers.

Cost category proxy amounts are calculated at a PSAP or county level and aggregated to a statewide level. Statewide cost category proxy amounts are further aggregated to determine a total proxy amount. The 911-SAM then calculates each cost category's allocation of the Fund support amount, calculated as the cost category's statewide cost proxy amount, relative to the total proxy amount.

The 911-SAM further utilizes cost proxy results at a PSAP or county level, to allocate cost category support amounts to each eligible PSAP and wireless carrier. Eligible PSAP support amounts include PSAP and GIS.

Several wireless carriers have chosen not to seek funding. Funding not paid to individual wireless carriers is set aside and made available to wireless carriers via the Wireless Service Provider Grant Program (WSP Grant Program). WSP Grant Program funding is available to all wireless service providers eligible to receive funding, for recovery of other potentially eligible costs incurred in the provision of wireless enhanced 911 service. Such costs may include capital

expenses or other one-time costs incurred for the provision of enhanced wireless 911 services but not covered by the recurring funding received on a monthly basis. These funds may not be used for the construction of towers, administrative costs, or personnel costs. Wireless carriers are required to submit applications to receive WSP Grant Program funds. Only one wireless carrier has applied for WSP Grant Program funds to date.

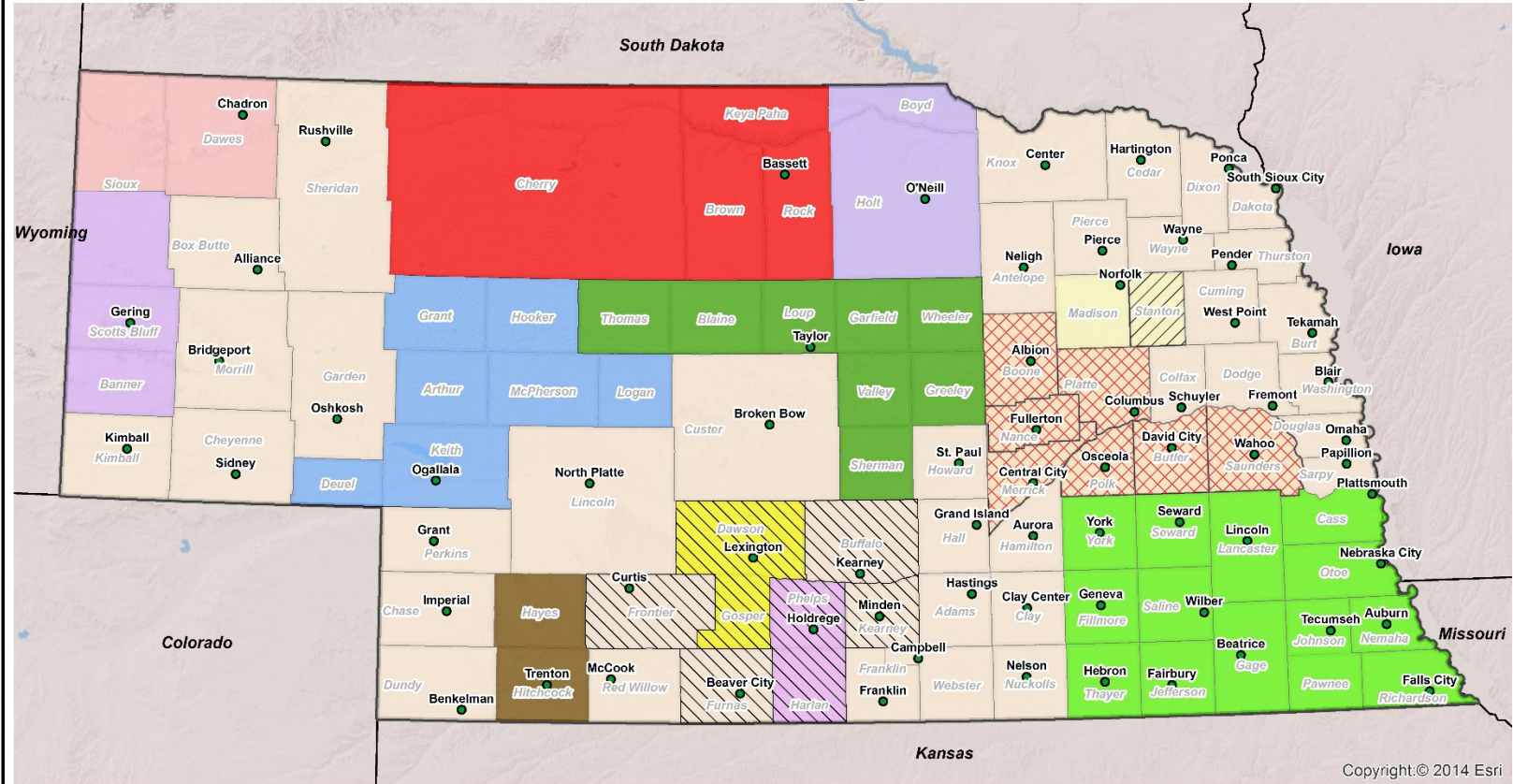
The 911-SAM has been amended since its original release. It has been converted to operate on a fiscal year running from July 1 to June 30 each year. The 911-SAM now includes an interest calculation and a cap on the WSP Grant Program. Furthermore, amounts attributable to local carrier costs have been separated from other PSAP costs. The Commission adopted further modifications to the 911-SAM in September 2012. These modifications include the phasing out of the WSP grant program over a 5 year transition period and the addition of a PSAP personnel cost module.

Distributions to PSAPs and WSPs

All Nebraska counties have applied for funding under the 911-SAM cost model for the 2015-2016 fiscal year. Four wireless carriers have applied for funding: Sprint, US Cellular and NE Colorado Cellular d/b/a Viaero (Viaero) and Pinpoint Wireless, d/b/a BLAZE Wireless.

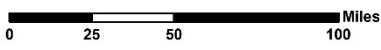

During Fiscal Year 2015-2016, PSAPs received approximately \$4.6 million, wireless carriers received approximately \$575,000, and local exchange carriers received approximately \$2.4 million. In 2016-2017, it is projected that PSAPs will receive approximately \$4.7 million, wireless carriers will receive approximately \$565,000, and an anticipated \$2.4 million will be paid to local carriers.


Nebraska PSAPs Funded by Wireless Fund



Copyright © 2014 Esri

County Boundaries	Dawes, N 1/2 Sioux
PSAP Locations	Dawson, Gosper
PSAP Coverage Areas	Grant, Hooker, Arthur, McPherson, etc.
County level PSAP Areas	Harlan, Phelps
Consolidated, Combined or Other PSAP Areas	Hayes, Hitchcock
Banner, Scottsbluff, S 1/2 Sioux	Holt, Boyd
East Central 911	Madison
Consolidated Equipment, separate areas	Stanton - Norfolk PD (Madison Co.) answers Stanton
Southeast 911	Thomas, Blaine, Loup, Garfield, Wheeler, etc.
	Multimode Environment w. remote PSAPs



Prepared by: NPSC - Comm.
130908_911_AnnualMap
9/16/2016

The Future of Wireless 911

The Commission is currently monitoring the development of Next Generation 911 (NextGen 911) on the national level. NextGen 911 utilizes a broadband network to allow PSAPs to receive communication, data, photos, and video from mobile devices. To implement NextGen 911, a robust broadband network to all PSAPs will be required. Upgrades will also be required by wireless service providers. Equipment purchased by PSAPs in recent years has been NextGen capable but may require additional upgrades to implement. Additionally, PSAP personnel will likely require additional training. Furthermore, public education of the new public safety capabilities will be necessary to ensure appropriate use and successful adoption of the new technology.

The Commission has reviewed the report received pursuant to LB 595 [2013] directing the Commission to conduct an independent, third-party study to assess the existing enhanced 911 system and the implementation of Next Generation 911 in Nebraska. The study examined the existing structure of 911 administration statewide, including PSAP operations, service providers, infrastructure, network capabilities, GIS services, and the needs of the deaf and hard of hearing community. The study also reviewed the existing statutory and regulatory framework, concluding *“the current framework for the management and funding of 911 services in Nebraska was not designed to support a statewide NG911 system”*. Finally, the study provided recommendations on a statewide governance structure, PSAP operations, network facilities and services, equipment, and NextGen 911 implementation considerations. The Commission continues to work with the independent, third-party consultant, Mission Critical Partners, to identify areas within the Commission’s existing authority that can enable a transition to NextGen 911.

Open Dockets/Issues Investigating

The following is a description of significant pending dockets related to enhanced wireless 911:

*911-060/
PI-191 In the Matter of the Commission, on its own motion, seeking to investigate and determine whether additional funds from the Enhanced Wireless 911 Fund should be made available to public safety answering points for costs to implement text to 911 solutions.*

The Commission opened this docket May 6, 2014, in order to examine issues surrounding text to 911 implementation in Nebraska. On September 9, 2014, the Commission entered a second progression order seeking additional comment on the need for public education on the possibilities and limitations of text to 911 services and releasing an interim funding solution staff proposal. A public hearing was held on October 7, 2014, and a workshop on public education was held on October 30, 2014. The Commission entered an order on November 4, 2014, adopting the interim text to 911 funding policy which detailed eligible costs for public safety answering points and the application process. Antelope, Boyd-Holt, Buffalo, Dodge, Douglas, Keith, Sarpy, Sheridan, Scotts Bluff, and Washington counties, and the cities of Alliance and South Sioux City are in varying stages of implementing text to 911 services.

911-062/
C-4767/
PI-195 *In the Matter of the Nebraska Public Service Commission, on its own motion, to investigate the status of direct access to emergency services.*

The Commission opened this docket on June 16, 2015, to examine the status of direct access to emergency services from multi-line telephone systems (MLTS). Public comments were received from three telecommunications providers. A workshop was held on June 30, 2015, with Federal Communications Commissioner Ajit Pai as the featured speaker. The Commission concluded that it lacked authority to require direct access to emergency services, but encouraged parties to continue to partner and address MLTS issues. Additionally, Congress introduced “Kari’s Law Act of 2015” to require direct dial access to 911 from multi-line telephone systems. The docket was closed December 15, 2015.

911-065/
PI-203 *In the Matter of the Nebraska Public Service Commission, on its own motion, seeking to investigate the deployment of enhanced wireless 911 services in Nebraska.*

The Commission opened this docket on March 1, 2016, to examine and identify any issues related to the provision of enhanced wireless 911 services across the state. After an incident in Omaha, Nebraska in which there may have been issues with the location accuracy of the wireless 911 call, the Commission sought to gather information not only about the Omaha, Nebraska 911 call but also to determine whether other PSAPs were experiencing similar issues related to the receipt of Phase II wireless 911 location information. The Commission contracted with Mission Critical Partners in order to provide independent third-party analysis of the Omaha, Nebraska incident, who provided the Commission with a report of their findings and recommendations. The Commission released the report on July 29, 2016.

Wireline 911 Information

The table below is Wireline E911 surcharge information reported to the Commission by local telephone carriers in Nebraska. If specific exchange information is not listed, it is due to the fact that the local telephone carrier did not file the information.

Name of Exchange	Local Exchange Carrier or CLEC Name	Monthly Surcharge Amount Collected per Line	PSAP County/City Surcharge Remitted to	Total Annual Surcharge Remitted	Total Surcharge Remitted to Jurisdiction
------------------	-------------------------------------	---	--	---------------------------------	--

Adams					
Glenvil	Windstream Nebraska	\$0.75	Adams County	\$659.25	
Hansen	Windstream Nebraska	\$0.75	Adams County	\$939.00	
Hastings	AT&T Corporation	\$0.75	Adams County	\$0.00	
Hastings	Granite Telecommunications, LLC	\$0.75	Adams County	\$509.25	
Hastings	Glenwood Telecommunications, Inc.	\$0.75	Adams County	\$1,260.24	
Hastings	Granite Telecommunications, LLC	\$0.75	Adams County	\$504.00	
Hastings	Level 3 Communications, LLC	\$0.75	Adams County	\$80.25	
Hastings	MCImetro Access Transmission Services LLC d/b/a Verizon Access Transmission Services,	\$0.75	Adams County	\$77.25	
Hastings	Windstream Nebraska	\$0.75	Adams County	\$51,807.75	
Holstein	Glenwood Telephone Membership Corp	\$0.75	Adams County	\$1,292.30	
Juniata	Glenwood Telecommunications, Inc.	\$0.75	Adams County	\$8.70	
Juniata	Windstream Nebraska	\$0.75	Adams County	\$2,863.50	
Kenesaw	Glenwood Telecommunications, Inc.	\$0.75	Adams County	\$13.92	
Kenesaw	Windstream Nebraska	\$0.75	Adams County	\$3,146.25	\$63,161.66
Antelope					
Brunswick	Citizens Telecommunications Company of Nebraska	\$1.00	Antelope County	\$1,602.00	
Clearwater	Northeast Nebraska Telephone Company	\$1.00	Antelope County	\$3,478.00	
Elgin	Great Plains Communications	\$1.00	Antelope County	\$6,447.88	
Elgin	Level 3 Communications, LLC	\$1.00	Antelope County	\$252.00	
Neligh	Citizens Telecommunications Company of Nebraska	\$1.00	Antelope County	\$10,586.00	
Neligh	Granite Telecommunications, LLC	\$1.00	Antelope County	\$38.00	
Oakdale	Great Plains Communications	\$1.00	Antelope County	\$1,363.71	
Orchard	Citizens Telecommunications Company of Nebraska	\$1.00	Antelope County	\$3,707.00	
Tilden	Citizens Telecommunications Company of Nebraska	\$1.00	Antelope County	\$1,654.00	\$29,128.59
Arthur (See Keith)					
Banner (See Scottsbluff)					
Blaine (See Region 26)					
Boone					

Name of Exchange	Local Exchange Carrier or CLEC Name	Monthly Surcharge Amount Collected per Line	PSAP County/City Surcharge Remitted to	Total Annual Surcharge Remitted	Total Surcharge Remitted to Jurisdiction
Albion	Big River Telephone Company, LLC	\$1.00	Boone County	\$1,332.00	
Albion	Citizens Telecommunications Company of Nebraska	\$1.00	Boone County	\$13,180.00	
Albion	Granite Telecommunications, LLC	\$1.00	Boone County	\$169.00	
Albion	Level 3 Communications, LLC	\$1.00	Boone County	\$46.00	
Albion	NT&T	\$1.00	Boone County	\$144.00	
Cedar Rapids	Great Plains Communications	\$1.00	Boone County	\$2,764.89	
Newman Grove	Citizens Telecommunications Company of Nebraska	\$1.00	Boone County	\$213.00	
Petersburg	Great Plains Communications	\$1.00	Boone County	\$3,604.72	
Primrose	Great Plains Communications	\$1.00	Boone County	\$709.71	
Saint Edward	Great Plains Communications	\$1.00	Boone County	\$3,970.17	\$26,133.49
Box Butte					
Alliance	Allo Communications	\$0.50	Alliance PD	\$3,664.77	
Alliance	BullsEye Telecom, Inc.	\$0.50	Alliance PD	\$36.00	
Alliance	CenturyLink QC	\$0.50	Alliance PD	\$6,229.96	
Alliance	Charter Advanced Services (NE), LLC	\$0.50	Box Butte County	\$6,905.49	
Alliance	dishNET Wireline, L.L.C fka Liberty Bell Telecom	\$0.50	Box Butte County	\$89.81	
Alliance	First Communications, LLC	\$0.50	Box Butte County	\$5.00	
Alliance	Granite Telecommunications, LLC	\$0.50	Box Butte County	\$241.50	
Alliance	Ionex Communications North, Inc.	\$0.50	Box Butte County	\$71.00	
Alliance	Matrix Telecom, Inc. d/b/a Matrix Business Technologies d/b/a Trinsic Communications d/b/a Vartec Telecom d/b/a Excel Telecommunications d/b/a Clear Choice Communications	\$1.00	Box Butte County	\$12.00	
Alliance	Mobius Communication Company	\$0.50	Alliance PD	\$3,962.44	
Alliance	NT&T	\$0.50	Box Butte County	\$834.50	
Alliance	OrbitCom, Inc.	\$0.50	Box Butte County	\$75.00	
Ellsworth	NT&T	\$0.50	Box Butte County	\$21.00	
Hemingford	Hemingford Cooperative Telephone Company	\$0.50	Alliance PD	\$4,158.54	
Hemingford	NT&T	\$0.50	Box Butte County	\$9.00	
Lakeside	NT&T	\$0.50	Box Butte County	\$38.00	\$26,354.01
Boyd (Consolidated with Holt)					

Name of Exchange	Local Exchange Carrier or CLEC Name	Monthly Surcharge Amount Collected per Line	PSAP County/City Surcharge Remitted to	Total Annual Surcharge Remitted	Total Surcharge Remitted to Jurisdiction
Atkinson	CenturyLink QC	\$1.00	Boyd-Holt Counties	\$6,562.57	
Atkinson	NT&T	\$1.00	Boyd-Holt Counties	\$1,881.00	
Bristow	Northeast Nebraska Telephone Company	\$1.00	Holt-Boyd Counties	\$936.00	
Butte	Level 3 Communications, LLC	\$1.00	Boyd-Holt Counties	\$12.00	
Butte	Northeast Nebraska Telephone Company	\$1.00	Holt-Boyd Counties	\$48.00	
Butte	Northeast Nebraska Telephone Company	\$1.00	Holt-Boyd Counties	\$3,380.00	
Chambers	K&M Tel. Company Inc.	\$1.00	Holt County	\$3,883.01	
Clearwater	Northeast Nebraska Telephone Company	\$1.00	Holt-Boyd Counties	\$584.00	
Emmet	NT&T	\$1.00	Boyd-Holt Counties	\$121.00	
Ewing	Great Plains Communications	\$1.00	Holt-Boyd Counties	\$2,648.46	
Inman	K&M Tel. Company Inc.	\$1.00	Holt County	\$1,318.18	
Lynch	Three River Telco	\$1.00	Holt-Boyd Counties	\$3,531.00	
Lynch	NT&T	\$1.00	Boyd-Holt Counties	\$18.00	
Naper	Three River Telco	\$1.00	Holt-Boyd Counties	\$1,690.00	
O'Neill	BullsEye Telecom, Inc.	\$1.00	Holt-Boyd Counties	\$108.00	
O'Neill	CenturyLink QC	\$1.00	Boyd-Holt Counties	\$17,051.41	
O'Neill	dishNET Wireline, L.L.C fka Liberty Bell Telecom	\$1.00	Holt County	\$154.35	
O'Neill	Granite Telecommunications, LLC	\$1.00	Holt County	\$226.00	
O'Neill	Ionex Communications North, Inc.	\$1.00	Holt County	\$859.00	
O'Neill	Matrix Telecom, Inc. d/b/a Matrix Business Technologies d/b/a Trinsic Communications d/b/a Vartec Telecom d/b/a Excel Telecommunications d/b/a Clear Choice Communications	\$1.00	Holt County	\$12.00	
O'Neill	NT&T	\$1.00	Boyd-Holt Administrative Board	\$3,039.00	
O'Neill	OrbitCom, Inc.	\$1.00	Holt County	\$877.00	
Orchard	Citizens Telecommunications Company of Nebraska	\$1.00	Holt County	\$24.00	
Page	Great Plains Communications	\$1.00	Holt-Boyd Counties	\$1,733.42	
Spencer	Northeast Nebraska Telephone Company	\$1.00	Holt-Boyd Counties	\$4,012.00	
Spencer	NT&T	\$1.00	Boyd-Holt Counties	\$9.00	
Stuart	Northeast Nebraska Telephone Company	\$1.00	Holt-Boyd Counties	\$4,747.00	
Stuart	NT&T	\$1.00	Boyd-Holt Counties	\$90.00	\$59,555.40

Name of Exchange	Local Exchange Carrier or CLEC Name	Monthly Surcharge Amount Collected per Line	PSAP County/City Surcharge Remitted to	Total Annual Surcharge Remitted	Total Surcharge Remitted to Jurisdiction
------------------	-------------------------------------	---	--	---------------------------------	--

Brown					
Ainsworth	AT&T Corporation	\$1.00	Brown County	\$12.00	
Ainsworth	dishNET Wireline, L.L.C fka Liberty Bell Telecom	\$1.00	Brown County	\$64.53	
Ainsworth	Granite Telecommunications, LLC	\$1.00	Brown County	\$0.00	
Ainsworth	OrbitCom, Inc.	\$1.00	Brown County	\$66.00	
Johnstown	Three River Telco	\$1.00	Brown County	\$1,252.00	
Long Pine	Northeast Nebraska Telephone Company	\$1.00	Brown County	\$1,905.00	\$3,299.53
Buffalo					
Amherst	Citizens Telecommunications Company of Nebraska	\$1.00	Buffalo County	\$1,279.85	
Amherst	NT&T	\$0.75	Buffalo County	\$26.25	
Elm Creek	NT&T	\$0.75	Buffalo County	\$377.25	
Elm Creek	CenturyLink QC	\$0.75	Buffalo County	\$1,383.29	
Gibbon	Nebraska Central Telephone Company	\$0.65	Buffalo County	\$4,900.64	
Gibbon	NT&T	\$0.75	Buffalo County	\$6.75	
Grand Island	Windstream Communications of the Midwest	\$0.75	Buffalo County	\$268.15	
Kearney	BullsEye Telecom, Inc.	\$0.75	Buffalo County	\$545.25	
Kearney	Charter Advanced Services (NE), LLC	\$0.65	Buffalo County	\$33,737.29	
Kearney	Citizens Telecommunications Company of Nebraska	\$0.65	Buffalo County	\$38,545.00	
Kearney	dishNET Wireline, L.L.C fka Liberty Bell Telecom	\$1.00	Buffalo County	\$47.62	
Kearney	FiberVision LLC	\$0.75	Buffalo County	\$4,630.50	
Kearney	First Communications, LLC	\$0.65	Buffalo County	\$0.00	
Kearney	Granite Telecommunications, LLC	\$0.65	Buffalo County	\$768.00	
Kearney	Ionex Communications North, Inc.	\$0.75	Buffalo County	\$54.00	
Kearney	Level 3 Communications, LLC	\$0.65	Buffalo County	\$5,405.40	
Kearney	MCImetro Access Transmission Services LLC d/b/a Verizon Access Transmission Services,	\$0.75	Buffalo County	\$127.50	
Kearney	MetTel	\$0.75	Buffalo County	\$162.00	
Kearney	NT&T	\$0.75	Buffalo County	\$197.25	
Kearney	Windstream Communications of the Midwest	\$0.65	Buffalo County	\$2,826.00	
Kearney	XO Communications	\$0.75	Buffalo County	\$9.00	

Name of Exchange	Local Exchange Carrier or CLEC Name	Monthly Surcharge Amount Collected per Line	PSAP County/City Surcharge Remitted to	Total Annual Surcharge Remitted	Total Surcharge Remitted to Jurisdiction
Loomis	NT&T	\$0.75	Buffalo County	\$3.75	
Miller	Citizens Telecommunications Company of Nebraska	\$0.65	Buffalo County	\$535.90	
Omaha	Windstream Communications of the Midwest	\$0.75	Buffalo County	\$18.00	
Pleasanton	Citizens Telecommunications Company of Nebraska	\$0.65	Buffalo County	\$1,776.45	
Pleasanton	NT&T	\$0.75	Buffalo County	\$9.00	
Ravenna	Nebraska Central Telephone Company	\$0.75	Buffalo County	\$5,513.32	
Riverdale	Citizens Telecommunications Company of Nebraska	\$0.65	Buffalo County	\$1,298.05	
Riverdale	NT&T	\$0.75	Buffalo County	\$11.25	
Shelton	Nebraska Central Telephone Company	\$0.75	Buffalo County	\$2,955.60	
Shelton	NT&T	\$0.75	Buffalo County	\$13.50	
Sodtown	Sodtown Telephone Co	\$0.65	Buffalo County	\$619.50	\$108,051.31
Burt					
Ainsworth	CenturyLink Communications LLC	\$1.00	Burt County	\$180.00	
			Burt County		
Craig	Northeast Nebraska Telephone Company	\$1.00		\$2,292.00	
Decatur	Northeast Nebraska Telephone Company	\$1.00	Burt County	\$3,028.00	
Decatur	NT&T	\$1.00	Burt County	\$14.00	
Lyons	CenturyLink QC	\$1.00	Burt County	\$4,872.39	
Lyons	HunTel CableVision dba HunTel Communications	\$1.00	Burt County	\$1,522.00	
Lyons	NT&T	\$1.00	Burth County	\$421.00	
Oakland	CenturyLink QC	\$1.00	Burt County	\$6,117.28	
Oakland	First Communications, LLC	\$1.00	Burt County	\$8.00	
Oakland	HunTel CableVision dba HunTel Communications	\$1.00	Burt County	\$2,515.00	
Oakland	MetTel	\$1.00	Oakland	\$24.00	
Oakland	NT&T	\$1.00	Burt County	\$721.00	
Tekamah	AT&T Corporation	\$1.00	Burt County	\$10.00	
Tekamah	CenturyLink QC	\$1.00	Burt County	\$4,633.31	
Tekamah	dishNET Wireline, L.L.C fka Liberty Bell Telecom	\$1.00	Burt County	\$151.27	

Name of Exchange	Local Exchange Carrier or CLEC Name	Monthly Surcharge Amount Collected per Line	PSAP County/City Surcharge Remitted to	Total Annual Surcharge Remitted	Total Surcharge Remitted to Jurisdiction
Tekamah	Granite Telecommunications, LLC	\$1.00	Burt County	\$0.00	
Tekamah	HunTel CableVision dba HunTel Communications	\$1.00	Burt County	\$5,594.00	
Tekamah	Level 3 Communications, LLC	\$1.00	Burt County	\$48.00	
Tekamah	NT&T	\$1.00	Burt County	\$594.00	
Tekamah	OrbitCom, Inc.	\$1.00	Burt County	\$30.00	\$32,775.25
Butler					
Bellwood	Windstream Nebraska	\$1.00	Butler County	\$2,431.00	
Brainard	Windstream Nebraska	\$1.00	Butler County	\$3,553.00	
Bruno	Windstream Nebraska	\$1.00	Butler County	\$1,647.00	
Columbus	Citizens Telecommunications Company of Nebraska	\$1.00	Butler County	\$979.00	
David City	Granite Telecommunications, LLC	\$1.00	Butler County	\$24.00	
David City	Level 3 Communications, LLC	\$1.00	Butler County	\$62.00	
David City	Time Warner Cable Information Services (Nebraska) LLC	\$1.00	Butler County	\$2,383.30	
David City	Windstream Nebraska	\$1.00	Butler County	\$11,974.00	
Dwight	Windstream Nebraska	\$1.00	Butler County	\$1,542.00	
Gresham	Windstream Nebraska	\$1.00	Butler County	\$36.00	
Linwood	Northeast Nebraska Telephone Company	\$1.00	Butler County	\$632.00	
Octavia	Windstream Nebraska	\$1.00	Butler County	\$789.00	
Rising City	Big River Telephone Company, LLC	\$1.00	Butler County	\$109.00	
Rising City	Windstream Nebraska	\$1.00	Butler County	\$2,418.00	
Seward	Windstream Nebraska	\$1.00	Butler County	\$24.00	
Shelby	Windstream Nebraska	\$1.00	Butler County	\$7.00	
Surprise	Windstream Nebraska	\$1.00	Butler County	\$760.00	
Ulysses	Clarks Telecommunications	\$1.00	Butler County	\$1,693.00	
Valparaiso	Windstream Nebraska	\$1.00	Butler County	\$89.00	\$31,152.30
Cass					
Alvo	NT&T	\$1.00	Cass County	\$9.00	
Ashland	Windstream Nebraska	\$1.00	Cass County	\$5,154.00	
Avoca	Windstream Nebraska	\$1.00	Cass County	\$1,478.00	
Eagle	Windstream Nebraska	\$1.00	Cass County	\$7,136.00	

Name of Exchange	Local Exchange Carrier or CLEC Name	Monthly Surcharge Amount Collected per Line	PSAP County/City Surcharge Remitted to	Total Annual Surcharge Remitted	Total Surcharge Remitted to Jurisdiction
Elmwood	Windstream Nebraska	\$1.00	Cass County	\$3,553.00	
Greenwood	Windstream Nebraska	\$1.00	Cass County	\$2,288.00	
Louisville	Windstream Nebraska	\$1.00	Cass County	\$10,843.00	
Murdock	Windstream Nebraska	\$1.00	Cass County	\$2,483.00	
Nehawka	Windstream Nebraska	\$1.00	Cass County	\$1,764.00	
Omaha	Windstream Communications of the Midwest	\$1.00	Cass County	\$12.00	
Plattsmouth	Granite Telecommunications, LLC	\$1.00	Cass County	\$375.00	
Plattsmouth	Level 3 Communications, LLC	\$1.00	Cass County	\$411.00	
Plattsmouth	Windstream Nebraska	\$1.00	Cass County	\$13,647.00	
Plattsmouth	Windstream Nebraska	\$1.00	Cass County	\$31,703.00	
Union	Windstream Nebraska	\$1.00	Cass County	\$2,791.00	
Waverly	Windstream Nebraska	\$1.00	Cass County	\$274.00	
Weeping Water	Windstream Nebraska	\$1.00	Cass County	\$6,352.00	\$90,273.00
Cedar					
Belden	Eastern Nebraska Telephone Company	\$1.00	Cedar County	\$735.00	
Bloomfield/Cedar	Great Plains Communications	\$1.00	Cedar County	\$55.03	
Coleridge	Northeast Nebraska Telephone Company	\$1.00	Cedar County	\$4,186.00	
Crofton/Cedar	Great Plains Communications	\$1.00	Cedar County	\$1,530.97	
Dixon	NT&T	\$1.00	Cedar County	\$9.00	
Dixon-Concord	Northeast Nebraska Telephone Company	\$1.00	Cedar County	\$128.00	
Hartington	AT&T Corporation	\$1.00	Cedar County	\$12.00	
Hartington	Crexendo Business Solutions, Inc.	\$0.52	Hartington	\$0.52	
Hartington	dishNET Wireline, L.L.C fka Liberty Bell Telecom	\$1.00	Cedar County	\$65.00	
Hartington	First Communications, LLC	\$1.00	Cedar County	\$0.00	
Hartington	Granite Telecommunications, LLC	\$1.00	Cedar County	\$88.00	
Hartington	Hartington Telecommunications Company, Inc.	\$1.00	Cedar County	\$15,194.18	
Hartington	Ionex Communications North, Inc.	\$1.00	Cedar County	\$252.00	
Hartington	Level 3 Communications, LLC	\$1.00	Cedar County	\$1,002.00	
Hartington	MCImetro Access Transmission Services LLC d/b/a Verizon Access Transmission Services,	\$1.00	Cedar County	\$12.00	
Laurel	CenturyLink QC	\$1.00	Cedar County	\$3,151.44	

Name of Exchange	Local Exchange Carrier or CLEC Name	Monthly Surcharge Amount Collected per Line	PSAP County/City Surcharge Remitted to	Total Annual Surcharge Remitted	Total Surcharge Remitted to Jurisdiction
Laurel	HunTel CableVision dba HunTel Communications	\$1.00	Cedar County	\$2,043.00	
Laurel	NT&T	\$1.00	Cedar County	\$840.00	
McLean	NT&T	\$1.00	Cedar County	\$45.00	
Obert/Maskell	Northeast Nebraska Telephone Company	\$1.00	Cedar County	\$711.00	
Osmond	NT&T	\$1.00	Cedar County	\$9.00	
Randolph	CenturyLink QC	\$1.00	Cedar County	\$2,725.28	
Randolph	NT&T	\$1.00	Cedar County	\$1,016.00	
Randolph	OrbitCom, Inc.	\$1.00	Cedar County	\$240.00	
Wausa (Cedar County)	Great Plains Communications	\$1.00	Cedar County	\$420.34	
Wynot (Fordyce, St Helena)	Great Plains Communications	\$1.00	Cedar County	\$5,650.20	\$40,120.96
Chase					
Imperial	Great Plains Communications	\$1.00	Chase County	\$15,577.34	
Wauneta	Wauneta Telephone Company	\$1.00	Chase County	\$5,184.00	\$20,761.34
Cherry					
Cody	Great Plains Communications	\$1.00	Cherry County	\$1,896.73	
Crookston	Great Plains Communications	\$1.00	Cherry County	\$801.12	
Kilgore	Great Plains Communications	\$1.00	Cherry County	\$780.41	
Merriman	Great Plains Communications	\$1.00	Cherry County	\$1,280.80	
Valentine	Allo Communications	\$1.00	Cherry County	\$12.00	
Valentine	AT&T Corporation	\$1.00	Cherry County	\$12.00	
Valentine	BullsEye Telecom, Inc.	\$1.00	Cherry County	\$48.00	
Valentine	CenturyLink QC	\$1.00	Cherry County	\$12,880.96	
Valentine	dishNET Wireline, L.L.C fka Liberty Bell Telecom	\$1.00	Cherry County	\$205.09	
Valentine	Granite Telecommunications, LLC	\$1.00	Cherry County	\$27.00	
Valentine	Ionex Communications North, Inc.	\$1.00	Cherry County	\$606.00	
Valentine	OrbitCom, Inc.	\$1.00	Cherry County	\$588.00	
Woodlake	Great Plains Communications	\$1.00	Cherry County	\$862.55	\$20,000.66
Cheyenne					
Dalton	Dalton Telephone Company	\$1.00	Cheyenne County	\$2,360.16	
East Lagrange	United Telephone Company of the West	\$1.00	Cheyenne County	\$0.00	

Name of Exchange	Local Exchange Carrier or CLEC Name	Monthly Surcharge Amount Collected per Line	PSAP County/City Surcharge Remitted to	Total Annual Surcharge Remitted	Total Surcharge Remitted to Jurisdiction
Gurley	Dalton Telephone Company	\$1.00	Cheyenne County	\$1,516.76	
Gurley	NT&T	\$1.00	Cheyenne County	\$36.00	
Lodgepole	Dalton Telephone Company	\$1.00	Cheyenne County	\$2,221.52	
Lodgepole	NT&T	\$1.00	Cheyenne County	\$36.00	
Potter	NT&T	\$1.00	Cheyenne County	\$9.00	
Potter	United Telephone Company of the West	\$1.00	Cheyenne County	\$2,356.13	
Sidney	Allo Communications	\$1.00	Cheyenne County	\$929.27	
Sidney	AT&T Corporation	\$1.00	Cheyenne County	\$24.00	
Sidney	CenturyLink Communications LLC	\$1.00	Cheyenne County	\$3,747.00	
Sidney	CenturyLink QC	\$1.00	Cheyenne County	\$20,775.13	
Sidney	Charter Advanced Services (NE), LLC	\$1.00	Cheyenne County	\$9,761.72	
Sidney	dishNET Wireline, L.L.C fka Liberty Bell Telecom	\$1.00	Cheyenne County	\$136.82	
Sidney	First Communications, LLC	\$1.00	Cheyenne County	\$3.00	
Sidney	Granite Telecommunications, LLC	\$1.00	Cheyenne County	\$456.00	
Sidney	Ionex Communications North, Inc.	\$1.00	Cheyenne County	\$881.00	
Sidney	Level 3 Communications, LLC	\$1.00	Cheyenne County	\$12.00	
Sidney	MCImetro Access Transmission Services LLC d/b/a Verizon Access Transmission Services,	\$1.00	Cheyenne County	\$48.00	
Sidney	MetTel	\$1.00	Cheyenne County	\$132.00	
Sidney	Mobius Communication Company	\$1.00	Cheyenne County	\$48.00	
Sidney	NT&T	\$1.00	Cheyenne County	\$2,881.00	
Sidney	OrbitCom, Inc.	\$1.00	Cheyenne County	\$903.00	
Sunol	NT&T	\$1.00	Cheyenne County	\$27.00	\$49,300.51
Clay					
Clay Center	Granite Telecommunications, LLC	\$1.00	Clay County	\$143.00	
Clay Center	Level 3 Communications, LLC	\$1.00	Clay County	\$53.00	
Clay Center	Windstream Nebraska	\$0.50	Clay County	\$4,163.00	
Deweese	Windstream Nebraska	\$0.50	Clay County	\$730.00	
Edgar	Windstream Nebraska	\$0.50	Clay County	\$2,557.00	
Fairfield	Windstream Nebraska	\$0.50	Clay County	\$2,584.00	
Glenvil	Windstream Nebraska	\$0.50	Clay County	\$1,793.00	
Hansen	Windstream Nebraska	\$0.50	Clay County	\$12.00	

Name of Exchange	Local Exchange Carrier or CLEC Name	Monthly Surcharge Amount Collected per Line	PSAP County/City Surcharge Remitted to	Total Annual Surcharge Remitted	Total Surcharge Remitted to Jurisdiction
Harvard	Windstream Nebraska	\$0.50	Clay County	\$4,168.00	
Hastings	Windstream Nebraska	\$0.50	Clay County	\$957.00	
Ong	Windstream Nebraska	\$0.50	Clay County	\$458.00	
Sutton	Windstream Nebraska	\$0.50	Clay County	\$8,751.00	\$26,369.00
Colfax					
Clarkson	CenturyLink QC	\$1.00	Colfax County	\$2,280.75	
Clarkson	MetTel	\$1.00	City of Clarkson	\$96.00	
Clarkson	NT&T	\$1.00	Colfax County	\$1,081.00	
Columbus	Citizens Telecommunications Company of Nebraska	\$1.00	Colfax County	\$964.00	
Howells	CenturyLink QC	\$1.00	Colfax County	\$2,175.67	
Howells	NT&T	\$1.00	Colfax County	\$844.00	
Leigh	Citizens Telecommunications Company of Nebraska	\$1.00	Colfax County	\$3,385.00	
Richland	NT&T	\$1.00	Colfax County	\$23.00	
Rogers	NT&T	\$1.00	Colfax County	\$63.00	
Schuyler	AT&T Corporation	\$1.00	Colfax County	\$12.00	
Schuyler	Big River Telephone Company, LLC	\$1.00	Colfax County	\$536.00	
Schuyler	CenturyLink Communications LLC	\$1.00	Colfax County	\$669.00	
Schuyler	CenturyLink QC	\$1.00	Colfax County	\$14,382.91	
Schuyler	dishNET Wireline, L.L.C fka Liberty Bell Telecom	\$1.00	Colfax County	\$304.40	
Schuyler	First Communications, LLC	\$1.00	Colfax County	\$0.00	
Schuyler	Granite Telecommunications, LLC	\$1.00	Colfax County	\$285.00	
Schuyler	Ionex Communications North, Inc.	\$1.00	Colfax County	\$122.00	
Schuyler	Level 3 Communications, LLC	\$1.00	Colfax County	\$34.00	
Schuyler	MCImetro Access Transmission Services LLC d/b/a Verizon Access Transmission Services,	\$1.00	Colfax County	\$20.00	
Schuyler	MetTel	\$1.00	Colfax County	\$108.00	
Schuyler	NT&T	\$1.00	Colfax County	\$1,420.00	
Schuyler	OrbitCom, Inc.	\$1.00	Colfax County	\$96.00	\$28,901.73
Cuming					
Bancroft	Great Plains Communications	\$1.00	Cuming County	\$3,925.96	
Bancroft	NT&T	\$1.00	Cuming County	\$3.00	

Name of Exchange	Local Exchange Carrier or CLEC Name	Monthly Surcharge Amount Collected per Line	PSAP County/City Surcharge Remitted to	Total Annual Surcharge Remitted	Total Surcharge Remitted to Jurisdiction
Beemer	Great Plains Communications	\$1.00	Cuming County	\$4,217.22	
Beemer	NT&T	\$1.00	Cuming County	\$9.00	
West Point	AT&T Corporation	\$1.00	Cuming County	\$3.00	
West Point	BullsEye Telecom, Inc.	\$1.00	Cuming County	\$72.00	
West Point	CenturyLink Communications LLC	\$1.00	Cuming County	\$408.00	
West Point	CenturyLink QC	\$1.00	Cuming County	\$13,797.95	
West Point	dishNET Wireline, L.L.C fka Liberty Bell Telecom	\$1.00	Cuming County	\$135.90	
West Point	First Communications, LLC	\$1.00	Cuming County	\$2.00	
West Point	First Communications, LLC	\$1.00	West Point	\$0.00	
West Point	Granite Telecommunications, LLC	\$1.00	Cuming County	\$33.00	
West Point	Level 3 Communications, LLC	\$1.00	Cuming County	\$2,161.00	
West Point	OrbitCom, Inc.	\$1.00	Cuming County	\$66.00	
Wisner	Great Plains Communications	\$1.00	Cuming County	\$8,958.25	\$33,792.28
Custer					
Anselmo	Consolidated Telephone Co	\$1.00	Custer County	\$1,891.91	
Ansley	Nebraska Central Telephone Company	\$1.00	Custer County	\$4,650.02	
Arnold	Great Plains Communications	\$1.00	Custer County	\$4,454.46	
Berwyn	NT&T	\$1.00	Custer County	\$18.00	
Broken Bow	Allo Communications	\$1.00	Custer County	\$740.23	
Broken Bow	BullsEye Telecom, Inc.	\$1.00	Custer County	\$84.00	
Broken Bow	CenturyLink Communications LLC	\$1.00	Custer County	\$72.00	
Broken Bow	CenturyLink QC	\$1.00	Custer County	\$16,422.47	
Broken Bow	dishNET Wireline, L.L.C fka Liberty Bell Telecom	\$1.00	Custer County	\$225.01	
Broken Bow	First Communications, LLC	\$1.00	Custer County	\$0.00	
Broken Bow	Granite Telecommunications, LLC	\$1.00	Custer County	\$150.00	
Broken Bow	Great Plains Broadband	\$1.00	Custer County	\$2,786.87	
Broken Bow	Level 3 Communications, LLC	\$1.00	Custer County	\$82.00	
Broken Bow	Matrix Telecom, Inc. d/b/a Matrix Business Technologies d/b/a Trinsic Communications d/b/a Vartec Telecom d/b/a Excel Telecommunications d/b/a Clear Choice Communications	\$1.00	Custer County	\$12.00	

Name of Exchange	Local Exchange Carrier or CLEC Name	Monthly Surcharge Amount Collected per Line	PSAP County/City Surcharge Remitted to	Total Annual Surcharge Remitted	Total Surcharge Remitted to Jurisdiction
Broken Bow	NT&T	\$1.00	Custer County	\$1,908.00	
Broken Bow	OrbitCom, Inc.	\$1.00	Custer County	\$18.00	
Callaway	Great Plains Communications	\$1.00	Custer County	\$4,344.16	
Comstock	Nebraska Central Telephone Company	\$1.00	Custer County	\$929.09	
Mason City	Nebraska Central Telephone Company	\$1.00	Custer County	\$1,660.98	
Merna	Consolidated Telephone Co	\$1.00	Custer County	\$3,315.20	
Oconto	Great Plains Communications	\$1.00	Custer County	\$1,279.32	
Sargent	Nebraska Central Telephone Company	\$1.00	Custer County	\$3,989.74	
Sumner	Citizens Telecommunications Company of Nebraska	\$1.00	Custer City	\$48.00	
Weissert	NT&T	\$1.00	Custer County	\$18.00	\$49,099.46
Dakota					
Dakota City	AT&T Corporation	\$1.00	Dakota County	\$133.00	
Dakota City	dishNET Wireline, L.L.C fka Liberty Bell Telecom	\$1.00	Dakota County	\$374.26	
Dakota City	Granite Telecommunications, LLC	\$1.00	Dakota County	\$570.00	
Dakota City	Ionex Communications North, Inc.	\$1.00	Dakota County	\$245.00	
Dakota City	MCImetro Access Transmission Services LLC d/b/a Verizon Access Transmission Services,	\$1.00	Dakota County	\$237.00	
Dakota City	NT&T	\$1.00	Dakota County	\$245.00	
Dakota City/South Sioux City	CenturyLink QC	\$1.00	Dakota County	\$14,035.63	
Emerson	CenturyLink QC	\$1.00	Dakota County/South Sioux City	\$1,391.23	
Emerson	HunTel CableVision dba HunTel Communications	\$1.00	Dakota County	\$840.00	
Emerson	NT&T	\$1.00	Dakota County	\$817.00	
Homer	CenturyLink QC	\$1.00	Dakota County/South Sioux City	\$943.74	
Homer	NT&T	\$1.00	Dakota County	\$391.00	
Hubbard	NT&T	\$1.00	Dakota County	\$99.00	
Jackson-Hubbard	Northeast Nebraska Telephone Company	\$1.00	Dakota County/South Sioux City	\$6,161.00	
South Sioux City	CenturyLink Communications LLC	\$1.00	Dakota County	\$314.00	
South Sioux City	First Communications, LLC	\$1.00	Dakota County	\$11.00	
South Sioux City	Level 3 Communications, LLC	\$1.00	Dakota County	\$6,319.00	

Name of Exchange	Local Exchange Carrier or CLEC Name	Monthly Surcharge Amount Collected per Line	PSAP County/City Surcharge Remitted to	Total Annual Surcharge Remitted	Total Surcharge Remitted to Jurisdiction
South Sioux City	Long Lines Siouxland	\$1.00	Dakota County	\$14,454.00	
South Sioux City	McLeodUSA Telecommunications Services, LLC	\$1.00	Dakota County	\$36.00	
South Sioux City	MetTel	\$1.00	Dakota County	\$90.00	
South Sioux City	OrbitCom, Inc.	\$1.00	Dakota County	\$72.00	
South Sioux/Dakota City	FiberComm, L.C.	\$1.00	Dakota County	\$6,290.53	
Waterbury	Northeast Nebraska Telephone Company	\$1.00	Dakota County	\$124.00	\$54,193.39
Dawes					
Chadron	Allo Communications	\$1.00	Dawes County	\$169.53	
Chadron	CenturyLink QC	\$1.00	Chadron PD	\$15,694.36	
Chadron	dishNET Wireline, L.L.C fka Liberty Bell Telecom	\$1.00	Dawes County	\$144.93	
Chadron	First Communications, LLC	\$1.00	Dawes County	\$0.00	
Chadron	Granite Telecommunications, LLC	\$1.00	Dawes County	\$252.00	
Chadron	Great Plains Broadband	\$1.00	Chadron PD	\$6,885.95	
Chadron	Ionex Communications North, Inc.	\$1.00	Dawes County	\$119.00	
Chadron	Level 3 Communications, LLC	\$1.00	Dawes County	\$36.00	
Chadron	Mobius Communication Company	\$1.00	Chadron PD	\$1,956.77	
Chardon	NT&T	\$1.00	Dawes County	\$2,008.00	
Chadron	OrbitCom, Inc.	\$1.00	Dawes County	\$96.00	
Chadron/Crawford	BullsEye Telecom, Inc.	\$1.00	Dawes County	\$60.00	
Crawford	Allo Communications	\$1.00	Dawes County	\$33.00	
Crawford	NT&T	\$1.00	Dawes County	\$1,077.00	
Crawford/Whitney	CenturyLink QC	\$1.00	Chadron PD	\$3,273.04	
Crawford/Whitney	Mobius Communication Company	\$1.00	Chadron PD	\$2,126.22	
Harrison	Allo Communications	\$1.00	Dawes County	\$60.00	
Harrison	CenturyLink QC	\$1.00	Chadron PD	\$877.91	
Harrison	Mobius Communication Company	\$1.00	Chadron PD	\$264.90	
Harrison	NT&T	\$1.00	Dawson County	\$9.00	
Marsland	NT&T	\$1.00	Dawson County	\$9.00	
Sioux County	United Telephone Company of the West	\$0.50	Dawes County	\$659.00	
Whitney	NT&T	\$1.00	Dawes County	\$169.00	\$35,980.61
Dawson					

Name of Exchange	Local Exchange Carrier or CLEC Name	Monthly Surcharge Amount Collected per Line	PSAP County/City Surcharge Remitted to	Total Annual Surcharge Remitted	Total Surcharge Remitted to Jurisdiction
Cozad	Cozad Telephone	\$1.00	Dawson County	\$18,718.00	
Cozad	NT&T	\$1.00	Dawson County	\$70.00	
Dawson-Gothenburg	Granite Telecommunications, LLC	\$1.00	Dawson County	\$134.00	
Eddyville	Great Plains Communications	\$1.00	Dawson County	\$795.16	
Gothenburg	Allo Communications	\$1.00	Dawson County	\$268.80	
Gothenburg	dishNET Wireline, L.L.C fka Liberty Bell Telecom	\$1.00	Gothenburg	\$8.00	
Gothenburg	Matrix Telecom, Inc. d/b/a Matrix Business Technologies d/b/a Trinsic Communications d/b/a Vartec Telecom d/b/a Excel Telecommunications d/b/a Clear Choice Communications	\$1.00	Gothenburg	\$12.00	
Gothenburg	Pinpoint Communications, Inc.	\$1.00	North Platte PD	\$1,927.00	
Johnson Lake	NT&T	\$1.00	Dawson County	\$9.00	
Lexington	Allo Communications	\$1.00	Dawson County	\$569.65	
Lexington	AT&T Corporation	\$1.00	Dawson County	\$1.00	
Lexington	BullsEye Telecom, Inc.	\$1.00	Dawson County	\$60.00	
Lexington	CenturyLink Communications LLC	\$1.00	Dawson County	\$294.00	
Lexington	CenturyLink QC	\$1.00	Dawson County	\$25,086.16	
Lexington	FiberVision LLC	\$0.75	Dawson County	\$378.75	
Lexington	First Communications, LLC	\$1.00	Dawson County	\$0.00	
Lexington	Granite Telecommunications, LLC	\$1.00	Dawson County	\$705.00	
Lexington	Ionex Communications North, Inc.	\$1.00	Dawson County	\$722.00	
Lexington	Level 3 Communications, LLC	\$1.00	Dawson County	\$636.00	
Lexington	MCImetro Access Transmission Services LLC d/b/a Verizon Access Transmission Services,	\$1.00	Dawson County	\$17.00	
Lexington	NT&T	\$1.00	Dawson County	\$2,813.00	
Lexington	OrbitCom, Inc.	\$1.00	Dawson County	\$507.00	
Overton	Arapahoe Telephone Co	\$1.00	Dawson County	\$3,664.23	
Overton	NT&T	\$1.00	Dawson County	\$16.00	
Smithfield	NT&T	\$1.00	Dawson County	\$126.00	
Sumner	Citizens Telecommunications Company of Nebraska	\$1.00	Dawson County	\$1,244.00	\$58,781.75
Deuel (See Keith)					
Dixon					

Name of Exchange	Local Exchange Carrier or CLEC Name	Monthly Surcharge Amount Collected per Line	PSAP County/City Surcharge Remitted to	Total Annual Surcharge Remitted	Total Surcharge Remitted to Jurisdiction
Allen	Northeast Nebraska Telephone Company	\$1.00	Dixon County	\$3,219.00	
Allen	NT&T	\$1.00	Dixon County	\$27.00	
Dixon-Concord	Northeast Nebraska Telephone Company	\$1.00	Dixon County	\$2,643.00	
Martinsburg	Northeast Nebraska Telephone Company	\$1.00	Dixon County	\$882.00	
Newcastle	Northeast Nebraska Telephone Company	\$1.00	Dixon County	\$3,413.00	
Obert/Maskell	Northeast Nebraska Telephone Company	\$1.00	Dixon County	\$693.00	
Ponca	dishNET Wireline, L.L.C fka Liberty Bell Telecom	\$1.00	Dixon County	\$49.90	
Ponca	Granite Telecommunications, LLC	\$1.00	Dixon County	\$2.00	
Ponca	Great Plains Communications	\$1.00	Dixon County	\$6,397.42	
Ponca	Level 3 Communications, LLC	\$1.00	Dixon County	\$38.00	
Wakefield	CenturyLink QC	\$1.00	Dixon County	\$2,678.18	
Wakefield	HunTel CableVision dba HunTel Communications	\$1.00	Dixon County	\$1,443.00	
Waterbury	Northeast Nebraska Telephone Company	\$1.00	Dixon County	\$865.00	
Waterbury	NT&T	\$1.00	Dixon County	\$18.00	\$22,368.50
Dodge					
Ames	NT&T	\$1.00	Fremont PD	\$81.00	
Dodge	Great Plains Communications	\$1.00	Fremont PD	\$4,412.20	
Dodge	McLeodUSA Telecommunications Services, LLC	\$1.00	Dodge County	\$12.00	
Dodge	NT&T	\$1.00	Fremont PD	\$36.00	
Fontanelle	NT&T	\$1.00	Fremont PD	\$18.00	
Fremont	AT&T Corporation	\$1.00	Dodge County	\$349.00	
Fremont	BullsEye Telecom, Inc.	\$1.00	Fremont PD	\$52.00	
Fremont (Dodge)	CenturyLink Communications LLC	\$1.00	Fremont PD	\$2,099.00	
Fremont	CenturyLink QC	\$1.00	Fremont PD	\$61,376.35	
Fremont	dishNET Wireline, L.L.C fka Liberty Bell Telecom	\$1.00	Dodge County	\$682.25	
Fremont	First Communications, LLC	\$1.00	Dodge County	\$28.00	
Fremont	Granite Telecommunications, LLC	\$1.00	Dodge County	\$1,433.00	
Fremont	Great Plains Broadband	\$1.00	Dodge County	\$146.50	
Fremont	HunTel CableVision dba HunTel Communications	\$1.00	Dodge/Fremont	\$1,119.00	

Name of Exchange	Local Exchange Carrier or CLEC Name	Monthly Surcharge Amount Collected per Line	PSAP County/City Surcharge Remitted to	Total Annual Surcharge Remitted	Total Surcharge Remitted to Jurisdiction
Fremont	Ionex Communications North, Inc.	\$1.00	Fremont	\$373.00	
Fremont	Level 3 Communications, LLC	\$1.00	Dodge County	\$356.00	
Fremont	Matrix Telecom, Inc. d/b/a Matrix Business Technologies d/b/a Trinsic Communications d/b/a Vartec Telecom d/b/a Excel Telecommunications d/b/a Clear Choice Communications	\$1.00	Fremont	\$48.00	
Fremont	MCImetro Access Transmission Services LLC d/b/a Verizon Access Transmission Services,	\$1.00	City of Fremont	\$131.00	
Fremont	MetTel	\$1.00	Fremont PD	\$596.00	
Fremont	NT&T	\$1.00	Fremont PD	\$4,525.00	
Fremont	OrbitCom, Inc.	\$1.00	Dodge County	\$54.00	
Fremont	Time Warner Cable Information Services (Nebraska) LLC	\$1.00	Fremont PD	\$19,232.00	
Fremont	Windstream Communications of the Midwest	\$0.50	Dodge County	\$6,622.50	
Hooper (Dodge Company)	Hooper Telephone Company	\$1.00	Fremont PD	\$5,995.80	
Hooper (Washington Company)	Hooper Telephone Company	\$1.00	Fremont PD	\$637.30	
Leshara	NT&T	\$1.00	Fremont PD	\$34.00	
Nickerson	NT&T	\$1.00	Fremont PD	\$146.00	
North Bend	Great Plains Communications	\$1.00	Fremont PD	\$6,245.31	
Omaha	Windstream Communications of the Midwest	\$1.00	Dodge County	\$263.00	
Scribner	Great Plains Communications	\$1.00	Fremont PD	\$5,073.96	
Snyder	Great Plains Communications	\$1.00	Fremont PD	\$2,669.83	
Uehling (Burt Company)	Hooper Telephone Company	\$0.75	Fremont PD	\$27.00	
Uehling (Cuming Company)	Hooper Telephone Company	\$0.75	Fremont PD	\$45.00	
Uehling (Dodge Company)	Hooper Telephone Company	\$1.00	Fremont PD	\$1,632.57	\$126,551.57
Douglas					
Bennington	CenturyLink QC	\$0.50	Douglas County	\$1,625.76	
Bennington	NT&T	\$0.50	Douglas County	\$69.50	
Douglas	Windstream Nebraska	\$0.50	Douglas	\$2.00	
Douglas County	Cox	\$0.50	Douglas County	\$194,726.50	
Douglas County, Unincorporated	CenturyLink QC	\$0.50	Douglas County	\$31,024.73	

Name of Exchange	Local Exchange Carrier or CLEC Name	Monthly Surcharge Amount Collected per Line	PSAP County/City Surcharge Remitted to	Total Annual Surcharge Remitted	Total Surcharge Remitted to Jurisdiction
Elkhorn	dishNET Wireline, L.L.C fka Liberty Bell Telecom	\$1.00	Douglas County	\$12.00	
Elkhorn	Onvoy, LLC	\$0.50	Douglas County	\$42.00	
Elkhorn	NT&T	\$0.50	Douglas County	\$84.50	
Elkhorn/Omaha	BullsEye Telecom, Inc.	\$0.50	Douglas County	\$1,312.50	
Elkhorn/Waterloo	CenturyLink QC	\$0.50	Douglas County	\$5,222.63	
Fort Calhoun	NT&T	\$0.50	Douglas County	\$4.00	
Grand Island	Windstream Communications of the Midwest	\$0.50	Douglas County	\$180.50	
Hastings	Windstream Nebraska	\$0.50	Douglas County	\$10.50	
Omaha	Allo Communications	\$0.50	Douglas County	\$708.79	
Omaha	AT&T Corporation	\$0.50	Douglas County	\$13,866.00	
Omaha	CenturyLink Communications LLC	\$0.50	Douglas County	\$11,354.50	
Omaha	ComTech21	\$0.50	Douglas County	\$6.00	
Omaha	Cox	\$0.50	Douglas County	\$552,288.50	
Omaha	dishNET Wireline, L.L.C fka Liberty Bell Telecom	\$1.00	Douglas County	\$1,499.85	
Omaha	First Communications, LLC	\$0.50	Douglas County	\$49.00	
Omaha	Granite Telecommunications, LLC	\$0.50	Douglas County	\$14,007.50	
Omaha	Ionex Communications North, Inc.	\$0.50	Douglas County	\$3,384.50	
Omaha	Level 3 Communications, LLC	\$0.50	Douglas County	\$27,138.00	
Omaha	Matrix Telecom, Inc. d/b/a Matrix Business Technologies d/b/a Trinsic Communications d/b/a Vartec Telecom d/b/a Excel Telecommunications d/b/a Clear Choice Communications	\$1.00	Douglas County	\$12.00	
Omaha	MCImetro Access Transmission Services LLC d/b/a Verizon Access Transmission Services,	\$0.50	Douglas County	\$7,170.00	
Omaha	McLeodUSA Telecommunications Services, LLC	\$0.50	Douglas County	\$3,824.00	
Omaha	MetTel	\$0.50	Douglas County	\$2,241.50	
Omaha	NOS Communications	\$0.50	Douglas County	\$7.00	
Omaha	NT&T	\$0.50	Douglas County	\$4,345.00	
Omaha	OrbitCom, Inc.	\$0.50	Douglas County	\$210.00	
Omaha	PNG Telecommunications, Inc.	\$0.50	Douglas County	\$6.00	
Omaha	QuantumShift Communications dba vCom Solutions	\$0.50	Douglas County	\$64.80	

Name of Exchange	Local Exchange Carrier or CLEC Name	Monthly Surcharge Amount Collected per Line	PSAP County/City Surcharge Remitted to	Total Annual Surcharge Remitted	Total Surcharge Remitted to Jurisdiction
Omaha	Sprint Communications Co, LP	\$0.50	Douglas County	\$4,247.50	
Omaha	Talk America Services, LLC	\$0.50	Douglas County	\$168.50	
Omaha	Teleport Communications America, LLC	\$0.50	Douglas County	\$18,150.00	
Omaha	Windstream Communications of the Midwest	\$0.50	Douglas County	\$10,823.47	
Omaha	Xo Communication Services	\$0.50	Douglas	\$781.50	
Omaha/Ralston/Boys Town	CenturyLink QC	\$0.50	Douglas County	\$209,428.68	
Ralston	NT&T	\$0.50	Douglas County	\$11.00	
Valley	CenturyLink QC	\$0.50	Douglas County	\$2,716.69	
Valley	NT&T	\$0.50	Douglas County	\$174.00	
Washington	NT&T	\$0.50	Douglas County	\$9.00	
Waterloo	NT&T	\$0.50	Douglas County	\$106.00	\$1,123,116.40
Dundy					
Benkelman	Benkelman Telephone Co, Inc.	\$1.00	Dundy County	\$10,603.00	
Haigler	Hartman Telephone Exchanges, Inc.	\$1.00	Dundy County	\$1,810.00	
Wauneta	Wauneta Telephone Company	\$1.00	Dundy County	\$604.00	\$13,017.00
Fillmore					
Bruning	Windstream Nebraska	\$1.00	Fillmore County	\$126.00	
Carleton	Windstream Nebraska	\$1.00	Fillmore County	\$36.00	
Cordova	Windstream Nebraska	\$1.00	Fillmore County	\$36.00	
Davenport	Windstream Nebraska	\$1.00	Fillmore County	\$2.00	
Exeter	Windstream Nebraska	\$1.00	Fillmore County	\$3,776.00	
Fairmont	Windstream Nebraska	\$1.00	Fillmore County	\$3,182.00	
Friend	Windstream Nebraska	\$1.00	Fillmore County	\$12.00	
Geneva	AT&T Corporation	\$1.00	Fillmore County	\$0.00	
Geneva	Granite Telecommunications, LLC	\$1.00	Fillmore County	\$52.00	
Geneva	Level 3 Communications, LLC	\$1.00	Fillmore County	\$63.00	
Geneva	Windstream Nebraska	\$1.00	Fillmore County	\$13,864.00	
Grafton	Windstream Nebraska	\$1.00	Fillmore County	\$1,062.00	
McCool Junction	Windstream Nebraska	\$1.00	Fillmore County	\$36.00	
Milligan	Windstream Nebraska	\$1.00	Fillmore County	\$2,303.00	
Ohiova	Windstream Nebraska	\$1.00	Fillmore County	\$1,176.00	
Ong	Windstream Nebraska	\$1.00	Fillmore County	\$24.00	

Name of Exchange	Local Exchange Carrier or CLEC Name	Monthly Surcharge Amount Collected per Line	PSAP County/City Surcharge Remitted to	Total Annual Surcharge Remitted	Total Surcharge Remitted to Jurisdiction
Shickley	Windstream Nebraska	\$1.00	Fillmore County	\$3,080.00	
Sutton	Windstream Nebraska	\$1.00	Fillmore County	\$232.00	
Tobias	Windstream Nebraska	\$1.00	Fillmore County	\$19.00	\$29,081.00
Franklin					
Bloomington	Citizens Telecommunications Company of Nebraska	\$1.00	Franklin County	\$297.00	
Franklin	Citizens Telecommunications Company of Nebraska	\$1.00	Franklin County	\$4,639.00	
Franklin	Granite Telecommunications, LLC	\$1.00	Franklin County	\$24.00	
Franklin	Granite Telecommunications, LLC	\$1.00	Franklin County	\$4.00	
Franklin	Level 3 Communications, LLC	\$1.00	Village of Franklin	\$77.00	
Franklin	NT&T	\$1.00	Franklin County	\$6.00	
Hildreth	Citizens Telecommunications Company of Nebraska	\$1.00	Hildreth	\$1,498.00	
Naponee	Citizens Telecommunications Company of Nebraska	\$1.00	Franklin County	\$464.00	\$7,009.00
Frontier					
Curtis	Curtis Telephone	\$1.00	Frontier County	\$5,954.34	
Eustis	Consolidated Telecom, Inc.	\$1.00	Frontier County	\$3,372.77	
Farnam	Arapahoe Telephone Co	\$1.00	Frontier County	\$1,795.58	
Indianola	Great Plains Communications	\$1.00	Frontier County	\$275.80	
Maywood	Consolidated Telco, Inc.	\$1.00	Frontier County	\$2,032.89	
Wellfleet	Consolidated Telco, Inc.	\$1.00	Frontier County	\$1,285.64	\$14,717.02
Furnas					
Arapahoe	Arapahoe Telephone Co	\$1.00	Furnas County	\$7,987.45	
Arapahoe	Level 3 Communications, LLC	\$1.00	Furnas County	\$12.00	
Arapahoe	NT&T	\$1.00	Furnas County	\$9.00	
Beaver City	Citizens Telecommunications Company of Nebraska	\$1.00	Furnas County	\$2,838.00	
Beaver City	dishNET Wireline, L.L.C fka Liberty Bell Telecom	\$1.00	Furnas County	\$33.83	
Beaver City	Granite Telecommunications, LLC	\$1.00	Furnas County	\$84.00	
Beaver City	Ionex Communications North, Inc.	\$1.00	Furnas County	\$24.00	
Beaver City	MCImetro Access Transmission Services LLC d/b/a Verizon Access Transmission Services,	\$1.00	Furnas County	\$54.00	

Name of Exchange	Local Exchange Carrier or CLEC Name	Monthly Surcharge Amount Collected per Line	PSAP County/City Surcharge Remitted to	Total Annual Surcharge Remitted	Total Surcharge Remitted to Jurisdiction
Beaver City	NT&T	\$1.00	Furnas County	\$30.00	
Cambridge	Cambridge Telephone Co	\$1.00	Furnas County	\$10,134.47	
Edison	Citizens Telecommunications Company of Nebraska	\$1.00	Furnas County	\$818.00	
Edison	NT&T	\$1.00	Furnas County	\$24.00	
Edison	Pinpoint Communications, Inc.	\$1.00	Furnas County	\$0.00	
Hendley	Arapahoe Telephone Co	\$1.00	Furnas County	\$505.37	
Holbrook	Arapahoe Telephone Co	\$1.00	Furnas County	\$1,951.01	
Oxford	CenturyLink QC	\$1.00	Furnas County	\$1,398.08	
Oxford	NT&T	\$1.00	Furnas County	\$199.00	
Oxford	Pinpoint Communications, Inc.	\$1.00	Furnas County	\$798.00	
Stamford	Citizens Telecommunications Company of Nebraska	\$1.00	Furnas County	\$253.00	
Wilsonville	Citizens Telecommunications Company of Nebraska	\$1.00	Furnas County	\$678.00	
Wilsonville	Pinpoint Communications, Inc.	\$1.00	Furnas County	\$12.00	\$27,843.21
Gage					
Adams	Windstream Nebraska	\$1.00	Gage County	\$3,968.00	
Barneston	Windstream Nebraska	\$1.00	Gage County	\$1,111.00	
Barneston	Windstream Nebraska	\$1.00	Wymore	\$45.50	
Beatrice	Granite Telecommunications, LLC	\$1.00	Gage County	\$0.00	
Beatrice	Granite Telecommunications, LLC	\$1.00	Gage County	\$381.00	
Beatrice	Level 3 Communications, LLC	\$1.00	City of Beatrice	\$69.00	
Beatrice	Windstream Nebraska	\$1.00	Beatrice	\$40,160.00	
Beatrice	Windstream Nebraska	\$1.00	Gage County	\$6,243.00	
Beatrice	Windstream Nebraska	\$1.00	Wymore	\$6.50	
Clatonia	Windstream Nebraska	\$1.00	Gage County	\$1,931.00	
Cortland	Windstream Nebraska	\$1.00	Beatrice	\$12.00	
Cortland	Windstream Nebraska	\$1.00	Gage County	\$3,408.00	
Crete	Windstream Nebraska	\$1.00	Gage County	\$12.00	
Dewitt	Windstream Nebraska	\$1.00	Gage County	\$798.00	
Diller	Diller Telephone Co	\$1.00	Gage County	\$417.00	
Filley	Windstream Nebraska	\$1.00	Beatrice	\$12.00	

Name of Exchange	Local Exchange Carrier or CLEC Name	Monthly Surcharge Amount Collected per Line	PSAP County/City Surcharge Remitted to	Total Annual Surcharge Remitted	Total Surcharge Remitted to Jurisdiction
Filley	Windstream Nebraska	\$1.00	Gage County	\$1,422.00	
Firth	Windstream Nebraska	\$1.00	Gage County	\$1,713.00	
Hallam	Windstream Nebraska	\$1.00	Gage County	\$227.00	
Harbine	Diller Telephone Co	\$1.00	Gage County	\$174.00	
Liberty	Windstream Nebraska	\$1.00	Gage County	\$863.00	
Liberty	Windstream Nebraska	\$1.00	Wymore	\$6.50	
O'Dell	Diller Telephone Co	\$1.00	Gage County	\$3,234.00	
Pickrell	Windstream Nebraska	\$1.00	Gage County	\$2,160.00	
Sterling	Windstream Nebraska	\$1.00	Gage County	\$12.00	
Virginia	Diller Telephone Co	\$1.00	Gage County	\$669.00	
Wilber	Windstream Nebraska	\$1.00	Gage County	\$60.00	
Wymore	Granite Telecommunications, LLC	\$1.00	Gage/Wymore	\$0.00	
Wymore	Level 3 Communications, LLC	\$1.00	Village of Wymore	\$1.00	
Wymore	Windstream Nebraska	\$1.00	Beatrice	\$12.00	
Wymore	Windstream Nebraska	\$1.00	Gage County	\$1,663.00	
Wymore	Windstream Nebraska	\$1.00	Wymore	\$3,289.50	\$74,080.00
Garden					
Oshkosh	CenturyLink QC	\$1.00	Garden County	\$144.67	
Oshkosh	Granite Telecommunications, LLC	\$1.00	Garden County	\$80.00	
Oshkosh	Level 3 Communications, LLC	\$1.00	Garden County	\$48.00	
Oshkosh	United Telephone Company of the West	\$1.00	Garden County	\$9,952.69	\$10,225.36
Garfield (See Region 26)					
Gosper (Calls answered by Dawson)					
Elwood	Allo Communications	\$1.00	Gosper County	\$24.00	
Elwood	AT&T Corporation	\$1.00	Gosper County	\$0.00	
Elwood	dishNET Wireline, L.L.C fka Liberty Bell Telecom	\$1.00	Gosper County	\$35.56	
Elwood	Granite Telecommunications, LLC	\$1.00	Gosper County	\$60.00	
Lexington	First Communications, LLC	\$1.00	Gosper County	\$0.00	\$119.56
Grant (See Keith)					
Greeley (See Region 26)					
Hall					
Alda	NT&T	\$1.00	Hall County	\$103.00	

Name of Exchange	Local Exchange Carrier or CLEC Name	Monthly Surcharge Amount Collected per Line	PSAP County/City Surcharge Remitted to	Total Annual Surcharge Remitted	Total Surcharge Remitted to Jurisdiction
Aurora	Hamilton Telephone Company	\$1.00	Hall County	\$1.28	
Cairo	CenturyLink QC	\$1.00	Hall County	\$1,787.86	
Cairo	NT&T	\$1.00	Hall County	\$609.00	
Doniphan	Hamilton Telephone Company	\$1.00	Hall County	\$7,189.34	
Doniphan	NT&T	\$1.00	Hall County	\$9.00	
Grand Island	Allo Communications	\$1.00	Hall County	\$124.73	
Grand Island	AT&T Corporation	\$1.00	Hall County	\$615.00	
Grand Island	BullsEye Telecom, Inc.	\$1.00	Hall County	\$459.00	
Grand Island	CenturyLink Communications LLC	\$1.00	Hall County	\$3,534.00	
Grand Island	Charter Advanced Services (NE), LLC	\$1.00	Hall County	\$78,251.87	
Grand Island	dishNET Wireline, L.L.C fka Liberty Bell Telecom	\$1.00	Hall County	\$745.12	
Grand Island	First Communications, LLC	\$1.00	Hall County	\$15.00	
Grand Island	Granite Telecommunications, LLC	\$1.00	Hall County	\$3,766.00	
Grand Island	Ionex Communications North, Inc.	\$1.00	Hall County	\$2,588.00	
Grand Island	Level 3 Communications, LLC	\$1.00	Hall County	\$1,350.00	
Grand Island	Matrix Telecom, Inc. d/b/a Matrix Business Technologies d/b/a Trinsic Communications d/b/a Vartec Telecom d/b/a Excel Telecommunications d/b/a Clear Choice Communications	\$1.00	Hall County	\$24.00	
Grand Island	MCImetro Access Transmission Services LLC d/b/a Verizon Access Transmission Services,	\$1.00	Hall County	\$28.00	
Grand Island	MetTel	\$1.00	Hall County	\$1,096.00	
Grand Island	NT&T	\$1.00	Hall County	\$5,423.00	
Grand Island	OrbitCom, Inc.	\$1.00	Hall County	\$2,219.00	
Grand Island	Sprint Communications Co, LP	\$1.00	Hall County	\$10.00	
Grand Island	Talk America Services, LLC	\$1.00	Hall County	\$539.00	
Grand Island	Teleport Communications America, LLC	\$1.00	Hall County	\$154.00	
Grand Island	Windstream Communications of the Midwest	\$1.00	Hall County	\$13,065.14	
Grand Island	Xo Communications	\$1.00	Hall County	\$4.00	
Grand Island/Alda	CenturyLink QC	\$1.00	Hall County	\$75,149.44	
Hampton	Hamilton Telephone Company	\$1.00	Hall County	\$0.64	
Hansen	Windstream Nebraska	\$1.00	Hall County	\$753.00	

Name of Exchange	Local Exchange Carrier or CLEC Name	Monthly Surcharge Amount Collected per Line	PSAP County/City Surcharge Remitted to	Total Annual Surcharge Remitted	Total Surcharge Remitted to Jurisdiction
St. Libory	NT&T	\$1.00	Hall County	\$8.00	
Trumbull	Hamilton Telephone Company	\$1.00	Hall County	\$36.41	
Phillips	Hamilton Telephone Company	\$1.00	Hall County	\$81.06	
Wood River	Allo Communications	\$1.00	Hall County	\$24.00	
Wood River	CenturyLink QC	\$1.00	Hall County	\$2,729.80	
Wood River	NT&T	\$1.00	Hall County	\$813.00	\$203,305.69
Hamilton					
Aurora	First Communications, LLC	\$1.00	Hamilton County	\$0.00	
Aurora	Hamilton Telephone Company	\$1.00	Hamilton County	\$33,236.05	
Aurora	Level 3 Communications, LLC	\$1.00	Hamilton County	\$0.00	
Central City	CenturyLink QC	\$1.00	Hamilton County	\$0.00	
Doniphan	Hamilton Telephone Company	\$1.00	Hamilton County	\$53.76	
Giltner	Hamilton Telephone Company	\$1.00	Hamilton County	\$2,652.89	
Hampton	Hamilton Telephone Company	\$1.00	Hamilton County	\$3,997.42	
Harvard	Windstream Nebraska	\$1.00	Hamilton County	\$41.00	
Hordville	Hamilton Telephone Company	\$1.00	Hamilton County	\$1,653.21	
Marquette	Big River Telephone Company, LLC	\$1.00	Hamilton County	\$105.00	
Marquette	Hamilton Telephone Company	\$1.00	Hamilton County	\$2,977.01	
Marquette	NT&T	\$1.00	Hamilton County	\$50.00	
Phillips	Hamilton Telephone Company	\$1.00	Hamilton County	\$3,842.24	
Polk	Windstream Nebraska	\$1.00	Hamilton County	\$252.00	
Stockham	Hamilton Telephone Company	\$1.00	Hamilton County	\$581.77	
Sutton	Windstream Nebraska	\$1.00	Hamilton County	\$70.00	
Trumbull	Hamilton Telephone Company	\$1.00	Hamilton County	\$1,301.83	\$50,814.18
Harlan (Consolidated with Phelps)					
Alma	Big River Telephone Company, LLC	\$1.00	Harlan County	\$13.00	
Alma	Citizens Telecommunications Company of Nebraska	\$1.00	Harlan-Phelps Counties	\$6,470.00	
Alma	dishNET Wireline, L.L.C fka Liberty Bell Telecom	\$1.00	Phelps County	\$12.00	
Alma	Granite Telecommunications, LLC	\$1.00	Harlan County	\$108.00	
Alma	Level 3 Communications, LLC	\$1.00	Harlan County	\$1.00	

Name of Exchange	Local Exchange Carrier or CLEC Name	Monthly Surcharge Amount Collected per Line	PSAP County/City Surcharge Remitted to	Total Annual Surcharge Remitted	Total Surcharge Remitted to Jurisdiction
Alma	MCImetro Access Transmission Services LLC d/b/a Verizon Access Transmission Services,	\$1.00	Harlan County	\$12.00	
Alma	NT&T	\$1.00	Harlan County	\$52.00	
Alma	Pinpoint Communications, Inc.	\$1.00	Harlan-Phelps Counties	\$190.00	
Atlanta	CenturyLink QC	\$1.00	Harlan-Phelps Counties	\$341.83	
Atlanta	NT&T	\$1.00	City Of Holdrege	\$39.00	
Atlanta	Pinpoint Communications, Inc.	\$1.00	Harlan-Phelps Counties	\$48.00	
Bertrand	Citizens Telecommunications Company of Nebraska	\$1.00	Bertrand	\$3,730.00	
Bertrand	NT&T	\$1.00	City Of Holdrege	\$39.00	
Bertrand	Pinpoint Communications, Inc.	\$1.00	Harlan-Phelps Counties	\$0.00	
Funk	Glenwood Telephone Membership Corporation	\$1.00	Holdrege	\$2,781.92	
Holdrege	Allo Communications	\$1.00	Harlan-Phelps Counties	\$908.00	
Holdrege	BullsEye Telecom, Inc.	\$1.00	Harlan-Phelps Counties	\$228.00	
Holdrege	CenturyLink QC	\$1.00	Harlan-Phelps Counties	\$14,145.38	
Holdrege	dishNET Wireline, L.L.C fka Liberty Bell Telecom	\$1.00	Harlan County	\$113.47	
Holdrege	First Communications, LLC	\$1.00	Holdrege	\$0.00	
Holdrege	First Communications, LLC	\$1.00	Phelps County	\$0.00	
Holdrege	Glenwood Telecommunications, Inc.	\$1.00	Phelps County	\$546.00	
Holdrege	Granite Telecommunications, LLC	\$1.00	Phelps County	\$246.00	
Holdrege	Ionex Communications North, Inc.	\$1.00	City of Holdrege	\$71.00	
Holdrege	Level 3 Communications, LLC	\$1.00	City of Holdrege	\$21.00	
Holdrege	NT&T	\$1.00	City Of Holdrege	\$1,705.00	
Holdrege	OrbitCom, Inc.	\$1.00	Phelps County	\$24.00	
Holdrege	Pinpoint Communications, Inc.	\$1.00	Harlan-Phelps Counties	\$41.00	
Huntley	Great Plains Communications	\$1.00	Harlan-Phelps Counties	\$434.23	
Kearney	Citizens Telecommunications Company of Nebraska	\$1.00	City Of Holdrege	\$145.00	
Loomis	Arapahoe Telephone Co	\$1.00	Phelps County	\$2,505.12	
Loomis	NT&T	\$1.00	City of Holdrege	\$40.00	
Orleans	Citizens Telecommunications Company of Nebraska	\$1.00	Harlan County	\$2,424.00	
Orleans	NT&T	\$1.00	Harlan County	\$11.00	

Name of Exchange	Local Exchange Carrier or CLEC Name	Monthly Surcharge Amount Collected per Line	PSAP County/City Surcharge Remitted to	Total Annual Surcharge Remitted	Total Surcharge Remitted to Jurisdiction
Oxford	NT&T	\$1.00	Harlan County	\$122.00	
Republican City	Citizens Telecommunications Company of Nebraska	\$1.00	Harlan County	\$1,661.00	
Stamford	Citizens Telecommunications Company of Nebraska	\$1.00	Harlan County	\$1,183.00	\$40,411.95
Hayes (See Hitchcock)					
Hitchcock (Also answers calls for Hayes)					
Culbertson	Great Plains Communications	\$1.00	Hitchcock County	\$4,024.13	
Culbertson	NT&T	\$0.50	Hitchcock County	\$22.50	
Hayes Center	Great Plains Communications	\$1.00	Hitchcock County	\$2,236.49	
Palisade	Great Plains Communications	\$1.00	Hitchcock County	\$2,209.18	
Stratton	Great Plains Communications	\$1.00	Hitchcock County	\$2,512.54	
Trenton	Great Plains Communications	\$1.00	Hitchcock County	\$3,876.46	\$14,881.30
Holt (Consolidated with Boyd)					
Hooker (See Keith)					
Howard					
Boelus	Nebraska Central Telephone Company	\$1.00	Howard County	\$1,687.98	
Cotesfield	Great Plains Communications	\$1.00	Howard County	\$493.44	
Cushing	NT&T	\$1.00	Howard County	\$9.00	
Dannebrog	Nebraska Central Telephone Company	\$1.00	Howard County	\$3,433.49	
Dannebrog	NT&T	\$1.00	Howard County	\$9.00	
Elba	Nebraska Central Telephone Company	\$1.00	Howard County	\$1,155.54	
Elba	NT&T	\$1.00	Howard County	\$9.00	
Farwell	Allo Communications	\$1.00	Howard County	\$12.00	
Farwell	CenturyLink QC	\$1.00	Howard County	\$504.80	
Farwell	NT&T	\$1.00	Howard County	\$279.00	
Palmer	Citizens Telecommunications Company of Nebraska	\$1.00	Howard County	\$267.00	
Palmer	NT&T	\$1.00	Howard County	\$2.00	
Saint Libory	CenturyLink QC	\$1.00	Howard County	\$1,362.34	
Saint Libory	Matrix Telecom, Inc. d/b/a Matrix Business Technologies d/b/a Trinsic Communications d/b/a Vartec Telecom d/b/a Excel Telecommunications d/b/a Clear Choice Communications	\$1.00	Howard County	\$12.00	

Name of Exchange	Local Exchange Carrier or CLEC Name	Monthly Surcharge Amount Collected per Line	PSAP County/City Surcharge Remitted to	Total Annual Surcharge Remitted	Total Surcharge Remitted to Jurisdiction
Saint Libory	NT&T	\$1.00	Howard County	\$608.00	
Saint Paul	Allo Communications	\$1.00	Howard County	\$36.00	
Saint Paul	AT&T Corporation	\$1.00	Howard County	\$108.00	
Saint Paul	BullsEye Telecom, Inc.	\$1.00	Howard County	\$45.00	
Saint Paul	CenturyLink QC	\$1.00	Howard County	\$6,507.61	
Saint Paul	dishNET Wireline, L.L.C fka Liberty Bell Telecom	\$1.00	Howard County	\$86.76	
Saint Paul	First Communications, LLC	\$1.00	Howard County	\$0.00	
Saint Paul	Granite Telecommunications, LLC	\$1.00	Howard County	\$24.00	
Saint Paul	Ionex Communications North, Inc.	\$1.00	Howard County	\$12.00	\$16,663.96
Jefferson					
Beatrice	Windstream Nebraska	\$1.00	Jefferson County	\$109.00	
Chester, Hubbell, Reynolds	Great Plains Communications	\$1.00	Jefferson County	\$652.06	
Diller	Diller Telephone Co	\$1.00	Jefferson County	\$2,773.00	
Daykin	Windstream Nebraska	\$1.00	Jefferson County	\$1,605.00	
Dewitt	Windstream Nebraska	\$1.00	Jefferson County	\$180.00	
Fairbury	Granite Telecommunications, LLC	\$1.00	Jefferson County	\$149.00	
Fairbury	Level 3 Communications, LLC	\$1.00	Jefferson County	\$48.00	
Fairbury	MCImetro Access Transmission Services LLC d/b/a Verizon Access Transmission Services,	\$1.00	Jefferson County	\$797.00	
Fairbury	Time Warner Cable Information Services (Nebraska) LLC	\$1.00	Jefferson County	\$4,819.90	
Fairbury	Windstream Nebraska	\$1.00	Jefferson County	\$19,792.00	
Harbine	Diller Telephone Co	\$1.00	Jefferson County	\$922.00	
Hebron	Windstream Nebraska	\$1.00	Jefferson County	\$12.00	
Johnson	Windstream Nebraska	\$1.00	Jefferson County	\$1,027.00	
O'Dell	Diller Telephone Co	\$1.00	Jefferson County	\$0.00	
Plymouth	Windstream Nebraska	\$1.00	Jefferson County	\$2,900.00	
Steele City	Windstream Nebraska	\$1.00	Jefferson County	\$707.00	
Swanton	Windstream Nebraska	\$1.00	Jefferson County	\$24.00	
Western	Windstream Nebraska	\$1.00	Jefferson County	\$33.00	\$36,549.96
Johnson (Also Answers calls for Pawnee)					
Burchard	Windstream Nebraska	\$1.00	Pawnee County	\$1,520.00	

Name of Exchange	Local Exchange Carrier or CLEC Name	Monthly Surcharge Amount Collected per Line	PSAP County/City Surcharge Remitted to	Total Annual Surcharge Remitted	Total Surcharge Remitted to Jurisdiction
Burr	Windstream Nebraska	\$1.00	Johnson County	\$72.00	
Cook	Windstream Nebraska	\$1.00	Johnson County	\$1,631.00	
Crab Orchard	Windstream Nebraska	\$1.00	Johnson County	\$636.00	
Crab Orchard	Windstream Nebraska	\$1.00	Pawnee County	\$12.00	
Dubois	Windstream Nebraska	\$1.00	Pawnee County	\$1,343.00	
Elk Creek	Windstream Nebraska	\$1.00	Johnson County	\$659.00	
Elk Creek	Windstream Nebraska	\$1.00	Pawnee County	\$72.00	
Filley	Windstream Nebraska	\$1.00	Johnson County	\$24.00	
Humboldt	Windstream Nebraska	\$1.00	Pawnee County	\$89.00	
Johnson	Windstream Nebraska	\$1.00	Johnson County	\$45.00	
Liberty	Windstream Nebraska	\$1.00	Pawnee County	\$269.00	
North Summerfield	Blue Valley Tele-Communications, Inc.	\$0.53	Pawnee County	\$137.80	
North Summerfield	Blue Valley Tele-Communications, Inc.	\$1.00	Pawnee County	\$185.34	
Pawnee City	Granite Telecommunications, LLC	\$1.00	Pawnee County	\$5.00	
Pawnee City	Level 3 Communications, LLC	\$1.00	Pawnee County	\$12.00	
Pawnee City	Time Warner Cable Information Services (Nebraska) LLC	\$1.00	Pawnee County	\$1,955.90	
Pawnee City	Windstream Nebraska	\$1.00	Pawnee County	\$4,815.00	
Steinauer	Windstream Nebraska	\$1.00	Johnson County	\$36.00	
Steinauer	Windstream Nebraska	\$1.00	Pawnee County	\$1,048.00	
Sterling	Windstream Nebraska	\$1.00	Johnson County	\$3,609.00	
Table Rock	Windstream Nebraska	\$1.00	Pawnee County	\$1,517.00	
Talmage	Windstream Nebraska	\$1.00	Johnson County	\$66.00	
Tecumseh	Granite Telecommunications, LLC	\$1.00	Johnson County	\$40.00	
Tecumseh	Level 3 Communications, LLC	\$1.00	Johnson County	\$48.00	
Tecumseh	Time Warner Cable Information Services (Nebraska) LLC	\$1.00	Johnson County	\$2,727.00	
Tecumseh	Windstream Nebraska	\$1.00	Johnson County	\$8,330.00	
Tecumseh	Windstream Nebraska	\$1.00	Pawnee County	\$84.00	\$30,988.04
Kearney					
Axtell	CenturyLink QC	\$1.00	Kearney County	\$1,758.36	
Axtell	NT&T	\$1.00	Kearney County	\$492.00	
Heartwell	BullsEye Telecom, Inc.	\$1.00	Kearney County	\$36.00	

Name of Exchange	Local Exchange Carrier or CLEC Name	Monthly Surcharge Amount Collected per Line	PSAP County/City Surcharge Remitted to	Total Annual Surcharge Remitted	Total Surcharge Remitted to Jurisdiction
Heartwell	Citizens Telecommunications Company of Nebraska	\$1.00	Kearney County	\$644.00	
Kearney	Citizens Telecommunications Company of Nebraska	\$1.00	Kearney County	\$1,076.00	
Hildreth	Citizens Telecommunications Company of Nebraska	\$1.00	Kearney County	\$159.00	
Minden	Allo Communications	\$1.00	Kearney County	\$217.67	
Minden	CenturyLink QC	\$1.00	Kearney County	\$6,713.23	
Minden	dishNET Wireline, L.L.C fka Liberty Bell Telecom	\$1.00	Kearney County	\$39.00	
Minden	First Communications, LLC	\$1.00	Kearney County	\$0.00	
Minden	Glenwood Communications Inc.	\$1.00	Kearney County	\$27.90	
Minden	Granite Telecommunications, LLC	\$1.00	Kearney County	\$84.00	
Minden	Level 3 Communications, LLC	\$1.00	Kearney County	\$46.00	
Minden	NT&T	\$1.00	Kearney County	\$1,658.00	
Minden	OrbitCom, Inc.	\$0.65	Kearney County	\$11.70	
Minden	Pinpoint Communications, Inc.	\$1.00	Kearney County	\$49.00	
Norman	Glenwood Telephone Membership Corporation	\$1.00	Kearney County	\$849.67	
Ragan	Great Plains Communications	\$1.00	Kearney County	\$388.47	
Wilcox	Great Plains Communications	\$1.00	Kearney County	\$1,877.24	\$16,127.24
Keith (Answers calls for Keith, Deuel, Arthur, Grant, Hooker, McPherson & Logan)					
Arthur	Consolidated Telephone Co	\$1.00	Arthur County	\$1,429.22	
Ashby	Consolidated Telephone Co	\$1.00	Grant County	\$799.10	
Bayard	United Telephone Company of the West	\$1.00	Keith County	\$0.00	
Big Springs	Allo Communications	\$1.00	Keith County	\$96.00	
Big Springs	Matrix Telecom, Inc. d/b/a Matrix Business Technologies d/b/a Trinsic Communications d/b/a Vartec Telecom d/b/a Excel Telecommunications d/b/a Clear Choice Communications	\$1.00	Deuel County	\$12.00	
Big Springs/Ogallala	BullsEye Telecom, Inc.	\$1.00	Keith County	\$200.00	
Bingham	Consolidated Telephone Co	\$1.00	Grant County	\$356.84	
Broadwater	United Telephone Company of the West	\$1.00	Keith County	\$0.00	
Brule	Arapahoe Telephone Co	\$1.00	Keith County	\$2,686.50	
Brule	Applied Communications Technology	\$1.00	Keith County	\$13.37	

Name of Exchange	Local Exchange Carrier or CLEC Name	Monthly Surcharge Amount Collected per Line	PSAP County/City Surcharge Remitted to	Total Annual Surcharge Remitted	Total Surcharge Remitted to Jurisdiction
Brule	NT&T	\$1.00	Keith County	\$54.00	
Chappell	dishNET Wireline, L.L.C fka Liberty Bell Telecom	\$1.00	Deuel County	\$11.00	
Chappell	United Telephone Company of the West	\$1.00	Keith	\$6,477.19	
Deuel	Granite Telecommunications, LLC	\$1.00	Deuel County	\$60.00	
Hyannis	Consolidated Telephone Co	\$1.00	Grant County	\$3,459.39	
Lewellen	United Telephone Company of the West	\$1.00	Keith County	\$0.00	
Keystone	Glenwood Network Services	\$0.60	Arthur County	\$132.18	
Keystone	Glenwood Network Services	\$1.00	Keith County	\$1,782.39	
Keystone	Glenwood Network Services	\$1.00	McPherson County	\$60.00	
Lemoyne	Glenwood Network Services	\$1.00	Keith County	\$2,788.40	
Lemoyne	Glenwood Network Services	\$1.00	McPherson County	\$0.00	
Lewellen	United Telephone Company of the West	\$1.00	Keith County	\$21.00	
Mullen	Consolidated Telephone Co	\$1.00	Hooker County	\$4,345.49	
Ogallala	Allo Communications	\$1.00	Keith County	\$12,751.49	
Ogallala	AT&T Corporation	\$1.00	Keith County	\$120.00	
Ogallala	CenturyLink QC	\$1.00	Keith County	\$6,392.29	
Ogallala	dishNET Wireline, L.L.C fka Liberty Bell Telecom	\$1.00	Keith County	\$38.12	
Ogallala	First Communications, LLC	\$1.00	Keith County	\$0.00	
Ogallala	Granite Telecommunications, LLC	\$1.00	Keith County	\$390.00	
Ogallala	Ionex Communications North, Inc.	\$1.00	Keith County	\$158.00	
Ogallala	Level 3 Communications, LLC	\$1.00	Keith County	\$0.00	
Ogallala	NT&T	\$1.00	Keith County	\$1,237.00	
Ogallala	OrbitCom, Inc.	\$1.00	Keith County	\$110.00	
Paxton	Consolidated Telco, Inc.	\$1.00	Keith County	\$3,880.50	
Paxton	NT&T	\$1.00	Keith County	\$18.00	
Stapleton	Great Plains Communications	\$1.00	Keith County	\$3,054.81	
Tryon	Great Plains Communications	\$1.00	Keith County	\$2,175.41	
Whitman	Consolidated Telephone Company	\$1.00	Grant County	\$1,158.73	\$56,268.42
Keya Paha					
Bassett	Rock County Telephone Company	\$1.00	Keya Paha County	\$97.00	
Newport	Rock County Telephone Company	\$1.00	Keya Paha County	\$124.00	

Name of Exchange	Local Exchange Carrier or CLEC Name	Monthly Surcharge Amount Collected per Line	PSAP County/City Surcharge Remitted to	Total Annual Surcharge Remitted	Total Surcharge Remitted to Jurisdiction
Springview	Three River Telco	\$1.00	Keya Paha County	\$5,111.00	\$5,332.00
Kimball					
Bushnell	Dalton Telephone Company	\$1.00	Kimball County	\$1,247.20	
Dix	Dalton Telephone Company	\$1.00	Kimball County	\$1,146.12	
Kimball	BullsEye Telecom, Inc.	\$1.00	Kimball County	\$12.00	
Kimball	Charter Advanced Services (NE), LLC	\$1.00	Kimball County	\$465.23	
Kimball	Granite Telecommunications, LLC	\$1.00	Kimball County	\$24.00	
Kimball	Level 3 Communications, LLC	\$1.00	Kimball County	\$53.00	
Kimball	United Telephone Company of the West	\$1.00	Kimball County	\$9,826.03	\$12,773.58
Knox					
Bloomfield/Knox	Great Plains Communications	\$1.00	Knox County	\$9,422.45	
Center	Level 3 Communications, LLC	\$1.00	Knox County	\$60.00	
Center	Great Plains Communications	\$1.00	Knox County	\$1,486.34	
Creighton	Great Plains Communications	\$1.00	Knox County	\$8,687.07	
Crofton/Knox	Great Plains Communications	\$1.00	Knox County	\$6,925.38	
Niobrara	Great Plains Communications	\$1.00	Knox County	\$6,101.37	
Verdel	Three River Telco	\$1.00	Knox County	\$1,142.00	
Verdigre	Great Plains Communications	\$1.00	Knox County	\$4,413.32	
Walnut	Great Plains Communications	\$1.00	Knox County	\$617.64	
Wausa (Knox Co)	Great Plains Communications	\$1.00	Knox County	\$4,806.08	
Winnetoon	Great Plains Communications	\$1.00	Knox County	\$1,125.09	\$44,786.74
Lancaster					
Ashland	Windstream Nebraska	\$1.00	Lancaster County	\$132.00	
Beatrice	Windstream Nebraska	\$1.00	Lancaster County	\$13.00	
Bennet	Windstream Nebraska	\$1.00	Lancaster County	\$7,254.00	
Ceresco	Windstream Nebraska	\$1.00	Lancaster County	\$24.00	
Cortland	Windstream Nebraska	\$1.00	Lancaster County	\$719.00	
Crete	Windstream Nebraska	\$1.00	Lancaster County	\$1,729.00	
Davey	Windstream Nebraska	\$1.00	Lancaster County	\$3,850.00	
Denton	Windstream Nebraska	\$1.00	Lancaster County	\$4,206.00	
Eagle	Windstream Nebraska	\$1.00	Lancaster County	\$621.00	
Firth	Windstream Nebraska	\$1.00	Lancaster County	\$4,775.00	

Name of Exchange	Local Exchange Carrier or CLEC Name	Monthly Surcharge Amount Collected per Line	PSAP County/City Surcharge Remitted to	Total Annual Surcharge Remitted	Total Surcharge Remitted to Jurisdiction
------------------	-------------------------------------	---	--	---------------------------------	--

Fremont	Windstream Communications of the Midwest	\$1.00	Lancaster County	\$12.00	
Garland	Windstream Nebraska	\$1.00	Lancaster County	\$12.00	
Greenwood	Windstream Nebraska	\$1.00	Lancaster County	\$314.00	
Hallam	Windstream Nebraska	\$1.00	Lancaster County	\$1,721.00	
Hastings	Windstream Nebraska	\$1.00	Lancaster County	\$25.00	
Hickman	Windstream Nebraska	\$1.00	Lancaster County	\$11,486.00	
Kearney	Windstream Communications of the Midwest	\$1.00	Lancaster County	\$7.00	
Lincoln	Allo Communications	\$1.00	Lancaster County	\$243.32	
Lincoln	AT&T Corporation	\$1.00	Lancaster County	\$0.00	
Lincoln	AT&T Corporation	\$1.00	City of Lincoln	\$657.10	
Lincoln	BullsEye Telecom, Inc.	\$1.00	Lancaster County	\$16.00	
Lincoln	Granite Telecommunications, LLC	\$1.00	Lancaster County	\$8,007.00	
Lincoln	Ionex Communications North, Inc.	\$1.00	City of Lincoln	\$592.00	
Lincoln	Level 3 Communications, LLC	\$1.00	City of Lincoln	\$13,038.50	
Lincoln	Level 3 Communications, LLC	\$1.00	Lancaster County 911	\$229.00	
Lincoln	McLeodUSA Telecommunications Services, LLC	\$1.00	Lancaster County	\$198.00	
Lincoln	MetTel	\$1.00	Lancaster County	\$617.00	
Lincoln	NT&T	\$1.00	City of Lincoln	\$30,945.00	
Lincoln	Sprint Communications Co, LP	\$1.00	City of Lincoln	\$706.00	
Lincoln	Time Warner Cable Information Services (Nebraska) LLC	\$1.00	Lancaster County	\$339,200.57	
Lincoln	Windstream Nebraska	\$1.00	Lancaster County	\$614,071.00	
Lincoln	XO Communication Services	\$0.50	City of Lincoln	\$206.00	
Malcolm	Windstream Nebraska	\$1.00	Lancaster County	\$5,654.00	
North Platte	Windstream Communications of the Midwest	\$1.00	Lancaster County	\$12.00	
Martell	Windstream Nebraska	\$1.00	Lancaster County	\$3,570.00	
Omaha	Windstream Communication of the Midwest	\$1.00	Lancaster County	\$64.00	
Palmyra	Windstream Nebraska	\$1.00	Lancaster County	\$36.00	
Panama	Windstream Nebraska	\$1.00	Lancaster County	\$2,341.00	
Pleasant Dale	Windstream Nebraska	\$1.00	Lancaster County	\$446.00	
Raymond	NT&T	\$1.00	City of Lincoln	\$43.00	
Raymond	Windstream Nebraska	\$1.00	Lancaster County	\$4,945.00	

Name of Exchange	Local Exchange Carrier or CLEC Name	Monthly Surcharge Amount Collected per Line	PSAP County/City Surcharge Remitted to	Total Annual Surcharge Remitted	Total Surcharge Remitted to Jurisdiction
Roca	NT&T	\$1.00	City of Lincoln	\$13.00	
Superior	Windstream Nebraska	\$1.00	Lancaster County	\$12.00	
Valparaiso	Windstream Nebraska	\$1.00	Lancaster County	\$439.00	
Walton	NT&T	\$1.00	City of Lincoln	\$27.00	
Waverly	NT&T	\$1.00	City of Lincoln	\$524.00	
Waverly	Windstream Nebraska	\$1.00	Lancaster County	\$12,458.00	
Wilber	Windstream Nebraska	\$1.00	Lancaster County	\$15.00	\$1,076,225.49
Lincoln (Also answers calls for the City of Gothenburg)					
Brady	Consolidated Telecom, Inc.	\$1.00	North Platte PD	\$3,707.87	
Brady	NT&T	\$1.00	North Platte PD	\$9.00	
Dickens	NT&T	\$1.00	North Platte PD	\$9.00	
Gothenburg	BullsEye Telecom, Inc.	\$1.00	North Platte PD	\$96.00	
Gothenburg	CenturyLink QC	\$1.00	North Platte PD	\$3,771.52	
Gothenburg	NT&T	\$1.00	North Platte PD	\$1,413.00	
Hershey	Hersey Cooperative Telephone Co	\$1.00	North Platte PD	\$7,110.00	
Maxwell	Consolidated Telecom, Inc.	\$1.00	North Platte PD	\$2,379.61	
North Platte	Allo Communications	\$1.00	North Platte PD	\$32,742.48	
North Platte	AT&T Corporation	\$1.00	North Platte City	\$92.00	
North Platte	BullsEye Telecom, Inc.	\$1.00	North Platte PD	\$540.00	
North Platte	CenturyLink Communications LLC	\$1.00	North Platte PD	\$15,531.00	
North Platte	CenturyLink QC	\$1.00	North Platte PD	\$28,463.73	
North Platte	Charter Advanced Services (NE), LLC	\$1.00	Lincoln County	\$27,642.61	
North Platte	dishNET Wireline, L.L.C fka Liberty Bell Telecom	\$1.00	Lincoln County	\$251.80	
North Platte	First Communications, LLC	\$1.00	Lincoln County	\$0.00	
North Platte	First Communications, LLC	\$1.00	North Platte	\$22.00	
North Platte	Granite Telecommunications, LLC	\$1.00	Lincoln County	\$1,641.00	
North Platte	Ionex Communications North, Inc.	\$1.00	North Platte PD	\$1,086.00	
North Platte	Level 3 Communications, LLC	\$1.00	City of North Platte	\$271.00	
North Platte	Matrix Telecom, Inc. d/b/a Matrix Business Technologies d/b/a Trinsic Communications d/b/a Vartec Telecom d/b/a Excel Telecommunications d/b/a Clear Choice Communications	\$1.00	Lincoln County	\$36.00	

Name of Exchange	Local Exchange Carrier or CLEC Name	Monthly Surcharge Amount Collected per Line	PSAP County/City Surcharge Remitted to	Total Annual Surcharge Remitted	Total Surcharge Remitted to Jurisdiction
North Platte	MCImetro Access Transmission Services LLC d/b/a Verizon Access Transmission Services,	\$1.00	North Platte PD	\$4.00	
North Platte	MetTel	\$1.00	North Platte PD	\$270.00	
North Platte	NT&T	\$1.00	North Platte PD	\$3,845.00	
North Platte	OrbitCom, Inc.	\$1.00	Lincoln County	\$692.00	
North Platte	Pinpoint Communications, Inc.	\$1.00	North Platte PD	\$36.00	
North Platte	Time Warner Cable Information Services (Nebraska) LLC	\$1.00	North Platte PD	\$0.00	
North Platte	Velocity The Greatest Phone Company	\$2.00	Lincoln County	\$24.00	
North Platte	Windstream Communications of the Midwest	\$1.00	North Platte PD	\$2,827.70	
North Platte	XO Communications	\$1.00	North Platte PD	\$12.00	
Sutherland	Great Plains Communications	\$1.00	North Platte PD	\$5,339.98	
Wallace	Consolidated Telco, Inc.	\$1.00	North Platte PD	\$2,571.91	\$142,438.21
Logan (See Keith)					
Loup (See Region 26)					
Madison (PSAPs at Madison County and Norfolk Police Department)					
Battle Creek	Citizens Telecommunications Company of Nebraska	\$1.00	Madison County	\$4,658.00	
Battle Creek	NT&T	\$1.00	Madison County	\$25.00	
Hadar	NT&T	\$1.00	City of Norfolk	\$116.00	
Hoskins	Pierce Telephone Co, Inc.	\$1.00	Norfolk PD	\$3,101.00	
Madison	AT&T Corporation	\$1.00	Madison County	\$24.00	
Madison	CenturyLink Communications LLC	\$1.00	Madison County	\$264.00	
Madison	CenturyLink QC	\$1.00	Madison County	\$8,929.32	
Madison	dishNET Wireline, L.L.C fka Liberty Bell Telecom	\$1.00	Madison County	\$134.97	
Madison	First Communications, LLC	\$1.00	Madison County	\$0.00	
Madison	Granite Telecommunications, LLC	\$1.00	Madison County	\$12.00	
Madison	Level 3 Communications, LLC	\$1.00	Madison County	\$1,132.00	
Madison	MCImetro Access Transmission Services LLC d/b/a Verizon Access Transmission Services,	\$1.00	Madison County	\$16.97	
Madison	NT&T	\$1.00	Madison County	\$126.00	
Meadow Grove	Eastern Nebraska Telephone Company	\$1.00	Madison County	\$1,963.00	

Name of Exchange	Local Exchange Carrier or CLEC Name	Monthly Surcharge Amount Collected per Line	PSAP County/City Surcharge Remitted to	Total Annual Surcharge Remitted	Total Surcharge Remitted to Jurisdiction
Meadow Grove	NT&T	\$1.00	Madison County	\$9.00	
Newman Grove	Big River Telephone Company, LLC	\$1.00	Madison County	\$433.00	
Newman Grove	Citizens Telecommunications Company of Nebraska	\$1.00	Madison County	\$3,468.00	
Norfolk	AT&T Corporation	\$1.00	Norfolk City	\$286.00	
Norfolk	CenturyLink Communications LLC	\$1.00	Norfolk PD	\$15,531.00	
Norfolk	CenturyLink QC	\$1.00	Norfolk PD	\$48,514.82	
Norfolk	dishNET Wireline, L.L.C fka Liberty Bell Telecom	\$1.00	Norfolk PD	\$313.89	
Norfolk	First Communications, LLC	\$1.00	Norfolk	\$31.00	
Norfolk	Granite Telecommunications, LLC	\$1.00	Madison County	\$1,543.00	
Norfolk	Ionex Communications North, Inc.	\$1.00	Norfolk	\$5,792.00	
Norfolk	Level 3 Communications, LLC	\$1.00	City of Norfolk	\$20,779.00	
Norfolk	Matrix Telecom, Inc. d/b/a Matrix Business Technologies d/b/a Trinsic Communications d/b/a Vartec Telecom d/b/a Excel Telecommunications d/b/a Clear Choice Communications	\$1.00	Madison County	\$36.00	
Norfolk	McLeodUSA Telecommunications Services, LLC	\$1.00	Norfolk City	\$63.00	
Norfolk	MetTel	\$1.00	Norfolk PD	\$485.00	
Norfolk	NT&T	\$1.00	City Of Norfolk	\$7,053.00	
Norfolk	OrbitCom, Inc.	\$1.00	Madison County	\$5,452.00	
Norfolk	Teleport Communications America, LLC	\$1.00	City of Norfolk	\$28.00	
Pierce	NT&T	\$1.00	City of Norfolk	\$61.00	
Pierce	Pierce Telephone Co, Inc.	\$1.00	Norfolk PD	\$12,134.00	
Pilger	CenturyLink QC	\$1.00	Norfolk PD	\$3,386.00	
Pilger	NT&T	\$1.00	City Of Norfolk	\$318.00	
Tilden	Citizens Telecommunications Company of Nebraska	\$1.00	Madison County	\$3,424.00	
Tilden	NT&T	\$1.00	Madison County	\$44.00	\$149,686.97
McPherson (See Keith)					
Merrick					
Archer	Great Plains Communications	\$1.00	Merrick County	\$649.04	
Archer	NT&T	\$1.00	Merrick County	\$6.00	

Name of Exchange	Local Exchange Carrier or CLEC Name	Monthly Surcharge Amount Collected per Line	PSAP County/City Surcharge Remitted to	Total Annual Surcharge Remitted	Total Surcharge Remitted to Jurisdiction
Central City	Allo Communications	\$1.00	Merrick County	\$13.34	
Central City	AT&T Corporation	\$1.00	Merrick County	\$24.00	
Central City	Big River Telephone Company, LLC	\$1.00	Merrick County	\$1,852.00	
Central City	BullsEye Telecom, Inc.	\$1.00	Merrick County	\$79.00	
Central City	CenturyLink QC	\$1.00	Merrick County	\$9,282.00	
Central City	Charter Advanced Services (NE), LLC	\$1.00	Merrick County	\$34.00	
Central City	dishNET Wireline, L.L.C fka Liberty Bell Telecom	\$1.00	Merrick County	\$137.36	
Central City	First Communications, LLC	\$1.00	Merrick County	\$0.00	
Central City	Granite Telecommunications, LLC	\$1.00	Merrick County	\$208.00	
Central City	Ionex Communications North, Inc.	\$1.00	Merrick County	\$12.00	
Central City	Level 3 Communications, LLC	\$1.00	Merrick County	\$49.50	
Central City	Matrix Telecom, Inc. d/b/a Matrix Business Technologies d/b/a Trinsic Communications d/b/a Vartec Telecom d/b/a Excel Telecommunications d/b/a Clear Choice Communications	\$1.00	Central City	\$12.00	
Central City	MCImetro Access Transmission Services LLC d/b/a Verizon Access Transmission Services,	\$1.00	Merrick County	\$12.00	
Central City	NT&T	\$1.00	Merrick County	\$1,996.00	
Central City	OrbitCom, Inc.	\$1.00	Merrick County	\$0.00	
Chapman	Great Plains Communications	\$1.00	Merrick County	\$2,349.49	
Clarks	Clarks Telecommunications	\$1.00	Merrick County	\$3,604.00	
Clarks	NT&T	\$1.00	Merrick County	\$27.00	
Grand Island	Talk America Services, LLC	\$1.00	Merrick County	\$8.00	
Grand Island	Windstream Communications of the Midwest	\$1.00	Merrick County	\$26.00	
Palmer	Big River Telephone Company, LLC	\$1.00	Merrick County	\$64.00	
Palmer	Citizens Telecommunications Company of Nebraska	\$1.00	Merrick County	\$3,057.00	
Palmer	NT&T	\$1.00	Merrick County	\$85.00	
Silver Creek	Allo Communications	\$1.00	Merrick County	\$24.00	
Silver Creek	CenturyLink QC	\$1.00	Merrick County	\$1,814.96	
Silver Creek	NT&T	\$1.00	Merrick County	\$471.00	\$25,896.69
Morrill					
Angora	NT&T	\$1.00	Morrill County	\$54.00	

Name of Exchange	Local Exchange Carrier or CLEC Name	Monthly Surcharge Amount Collected per Line	PSAP County/City Surcharge Remitted to	Total Annual Surcharge Remitted	Total Surcharge Remitted to Jurisdiction
Bridgeport	Level 3 Communications, LLC	\$1.00	Morrill County	\$12.00	
Bayard	NT&T	\$1.00	Morrill County	\$18.00	
Bayard/Bridgeport	BullsEye Telecom, Inc.	\$1.00	Morrill County	\$27.00	
Bridgeport	Allo Communications	\$1.00	Morrill County	\$3,677.78	
Bridgeport	CenturyLink QC	\$1.00	Morrill County	\$3,972.59	
Bridgeport	dishNET Wireline, L.L.C fka Liberty Bell Telecom	\$1.00	Morrill County	\$65.14	
Bridgeport	Granite Telecommunications, LLC	\$1.00	Morrill County	\$225.00	
Bridgeport	Mobius Communication Company	\$1.00	Morrill County	\$96.00	
Bridgeport	NT&T	\$1.00	Morrill County	\$914.00	
Bridgeport	OrbitCom, Inc.	\$1.00	Morrill County	\$0.00	
Morrill	United Telephone Company of the West	\$1.00	Morrill County	\$5,724.56	
Northport	NT&T	\$1.00	Morrill County	\$1.00	\$14,787.07
Nance					
Belgrade	Great Plains Communications	\$1.00	Nance County	\$1,053.68	
Fullerton	Big River Telephone Company, LLC	\$1.00	Nance County	\$631.00	
Fullerton	CenturyLink QC	\$1.00	Nance County	\$4,148.25	
Fullerton	dishNET Wireline, L.L.C fka Liberty Bell Telecom	\$1.00	Nance County	\$6,396.00	
Fullerton	Granite Telecommunications, LLC	\$1.00	Nance County	\$60.00	
Fullerton	Ionex Communications North, Inc.	\$1.00	Nance County	\$12.00	
Fullerton	Level 3 Communications, LLC	\$1.00	Nance County	\$2.00	
Fullerton	NT&T	\$0.50	Nance County	\$485.50	
Genoa	Big River Telephone Company, LLC	\$1.00	Nance County	\$596.00	
Genoa	Citizens Telecommunications Company of Nebraska	\$1.00	Nance County	\$3,218.00	
Monroe	Citizens Telecommunications Company of Nebraska	\$1.00	Nance County	\$12.00	
Palmer	Citizens Telecommunications Company of Nebraska	\$1.00	Nance County	\$22.00	\$16,636.43
Nemaha					
Auburn	Granite Telecommunications, LLC	\$1.00	Nemaha County	\$184.00	
Auburn	Level 3 Communications, LLC	\$1.00	Nemaha County	\$80.00	

Name of Exchange	Local Exchange Carrier or CLEC Name	Monthly Surcharge Amount Collected per Line	PSAP County/City Surcharge Remitted to	Total Annual Surcharge Remitted	Total Surcharge Remitted to Jurisdiction
Auburn	Time Warner Cable Information Services (Nebraska) LLC	\$1.00	Nemaha County	\$5,827.83	
Auburn	Windstream Nebraska	\$1.00	Nemaha County	\$14,917.00	
Brock	Windstream Nebraska	\$1.00	Nemaha County	\$1,011.00	
Brownville	Windstream Nebraska	\$1.00	Nemaha County	\$1,769.00	
Dubois	Windstream Nebraska	\$1.00	Nemaha County	\$59.40	
Elk Creek	Windstream Nebraska	\$1.00	Nemaha County	\$105.00	
Humboldt	Windstream Nebraska	\$1.00	Nemaha County	\$41.00	
Johnson	Windstream Nebraska	\$1.00	Nemaha County	\$3,103.00	
Julian	Windstream Nebraska	\$1.00	Nemaha County	\$521.00	
Nemaha	Windstream Nebraska	\$1.00	Nemaha County	\$1,086.00	
Peru	Windstream Nebraska	\$1.00	Nemaha County	\$2,678.00	
Talmage	Windstream Nebraska	\$1.00	Nemaha County	\$156.00	
Tecumseh	Windstream Nebraska	\$1.00	Nemaha County	\$36.00	\$31,574.23
Nuckolls					
Davenport	Windstream Nebraska	\$1.00	Nuckolls County	\$332.00	
Deweese	Windstream Nebraska	\$1.00	Nuckolls County	\$201.00	
Edgar	Windstream Nebraska	\$1.00	Nuckolls County	\$179.00	
Guide Rock	Windstream Nebraska	\$1.00	Nuckolls County	\$120.00	
Hardy	Windstream Nebraska	\$1.00	Nuckolls County	\$1,797.00	
Nelson	Granite Telecommunications, LLC	\$1.00	Nuckolls County	\$98.00	
Nelson	Windstream Nebraska	\$1.00	Nuckolls County	\$4,164.00	
Ruskin	Windstream Nebraska	\$1.00	Nuckolls County	\$1,055.00	
Superior	Glenwood Telecommunications, Inc.	\$1.00	Nuckolls County	\$105.67	
Superior	Windstream Nebraska	\$1.00	Nuckolls County	\$11,760.00	\$19,811.67
Otoe					
Avoca	Windstream Nebraska	\$1.00	Otoe County	\$277.00	
Bennet	Windstream Nebraska	\$1.00	Otoe County	\$191.00	
Burr	Windstream Nebraska	\$1.00	Otoe County	\$769.00	
Cook	Windstream Nebraska	\$1.00	Otoe County	\$308.00	

Name of Exchange	Local Exchange Carrier or CLEC Name	Monthly Surcharge Amount Collected per Line	PSAP County/City Surcharge Remitted to	Total Annual Surcharge Remitted	Total Surcharge Remitted to Jurisdiction
Douglas	Windstream Nebraska	\$1.00	Otoe County	\$1,656.00	
Dunbar	Windstream Nebraska	\$1.00	Otoe County	\$2,039.00	
Eagle	Windstream Nebraska	\$1.00	Otoe County	\$440.00	
Elmwood	Windstream Nebraska	\$1.00	Otoe County	\$54.00	
Julian	Windstream Nebraska	\$1.00	Otoe County	\$216.00	
Nebraska City	Granite Telecommunications, LLC	\$1.00	Otoe County	\$149.00	
Nebraska City	Level 3 Communications, LLC	\$1.00	Otoe County	\$191.00	
Nebraska City	MCImetro Access Transmission Services LLC d/b/a Verizon Access Transmission Services,	\$1.00	Otoe County	\$24.00	
Nebraska City	Time Warner Cable Information Services (Nebraska) LLC	\$1.00	Otoe County	\$9,807.00	
Nebraska City	Windstream Nebraska	\$1.00	Otoe County	\$25,404.00	
Nehawka	Windstream Nebraska	\$1.00	Otoe County	\$58.00	
Otoe	Windstream Nebraska	\$1.00	Otoe County	\$1,070.00	
Palmyra	Windstream Nebraska	\$1.00	Otoe County	\$4,841.00	
Panama	Windstream Nebraska	\$1.00	Otoe County	\$127.00	
Peru	Windstream Nebraska	\$1.00	Otoe County	\$22.00	
Sterling	Windstream Nebraska	\$1.00	Otoe County	\$5.00	
Syracuse	Windstream Nebraska	\$1.00	Otoe County	\$16,028.00	
Talmage	Windstream Nebraska	\$1.00	Otoe County	\$1,528.00	
Unadilla	Windstream Nebraska	\$1.00	Otoe County	\$2,331.00	
Union	Windstream Nebraska	\$1.00	Otoe County	\$40.00	\$67,575.00
Pawnee (See Johnson)					
Perkins					
Elsie	Elsie Communications, Inc.	\$1.00	Perkins County	\$1,666.20	
Grant	AT&T Corporation	\$1.00	Perkins County	\$24.00	
Grant	Great Plains Communications	\$1.00	Perkins County	\$8,619.75	
Grant	Charter Advanced Services (NE), LLC	\$1.00	Perkins County	\$2.00	
Madrid	Consolidated Telco, Inc.	\$1.00	Perkins County	\$2,676.38	
Venango	NT&T	\$1.00	Perkins County	\$9.00	
Venango & West Venango, CO	Great Plains Communications	\$1.00	Perkins County	\$1,032.18	\$14,029.51
Phelps (See Harlan)					

Name of Exchange	Local Exchange Carrier or CLEC Name	Monthly Surcharge Amount Collected per Line	PSAP County/City Surcharge Remitted to	Total Annual Surcharge Remitted	Total Surcharge Remitted to Jurisdiction
------------------	-------------------------------------	---	--	---------------------------------	--

Pierce					
Hadar	OrbitCom, Inc.	\$1.00	Pierce County	\$6.00	
Norfolk	BullsEye Telecom, Inc.	\$1.00	Pierce County	\$256.00	
Pierce	dishNET Wireline, L.L.C fka Liberty Bell Telecom	\$1.00	Pierce County	\$46.03	
Pierce	Level 3 Communications, LLC	\$1.00	Pierce County	\$222.00	
Pierce	MCImetro Access Transmission Services LLC d/b/a Verizon Access Transmission Services,	\$1.00	Pierce County	\$12.00	
Plainview	Plainview Telephone Co, Inc.	\$1.00	Pierce County	\$10,407.58	\$10,949.61
Platte					
Bellwood	Windstream Nebraska	\$1.00	Platte County	\$57.00	
Carter Lake	Windstream Communications of the Midwest	\$1.00	Platte County	\$44.00	
Columbus	Big River Telephone Company, LLC	\$1.00	Platte County	\$632.00	
Columbus	BullsEye Telecom, Inc.	\$1.00	Platte County	\$43.00	
Columbus	Citizens Telecommunications Company of Nebraska	\$1.00	Columbus City	\$43,638.00	
Columbus	Citizens Telecommunications Company of Nebraska	\$1.00	Platte County	\$15,983.00	
Columbus	dishNET Wireline, L.L.C fka Liberty Bell Telecom	\$1.00	Platte County	\$28.96	
Columbus	Granite Telecommunications, LLC	\$1.00	Platte County	\$1,073.00	
Columbus	Ionex Communications North, Inc.	\$1.00	Platte County	\$12.00	
Columbus	Level 3 Communications, LLC	\$1.00	City of Columbus	\$449.00	
Columbus	McLeodUSA Telecommunications Services, LLC	\$1.00	Platte County	\$9.00	
Columbus	NT&T	\$1.00	Columbus E911 Center	\$1,106.00	
Columbus	Sprint Communications Co, LP	\$1.00	City of Columbus	\$48.00	
Columbus	Time Warner Cable Information Services (Nebraska) LLC	\$1.00	Columbus PD	\$42,731.62	
Cornlea	NT&T	\$1.00	Columbus E911 Center	\$9.00	
Council Bluffs	Windstream Communications of the Midwest	\$1.00	Platte County	\$3,535.00	
Creston	NT&T	\$1.00	Columbus PD	\$377.00	
Creston/Humphrey	CenturyLink QC	\$1.00	Columbus PD	\$5,131.22	

Name of Exchange	Local Exchange Carrier or CLEC Name	Monthly Surcharge Amount Collected per Line	PSAP County/City Surcharge Remitted to	Total Annual Surcharge Remitted	Total Surcharge Remitted to Jurisdiction
Duncan	Citizens Telecommunications Company of Nebraska	\$1.00	Platte County	\$1,924.00	
Genoa	Citizens Telecommunications Company of Nebraska	\$1.00	Platte County	\$309.00	
Genoa	NT&T	\$1.00	Columbus E911 Center	\$33.00	
Humphrey	Big River Telephone Company, LLC	\$1.00	Platte County	\$176.00	
Humphrey	Matrix Telecom, Inc. d/b/a Matrix Business Technologies d/b/a Trinsic Communications d/b/a Vartec Telecom d/b/a Excel Telecommunications d/b/a Clear Choice Communications	\$1.00	Platte County	\$12.00	
Humphrey	NT&T	\$1.00	Columbus E911 Center	\$1,501.00	
Leigh	Citizens Telecommunications Company of Nebraska	\$1.00	Platte County	\$747.00	
Lindsay	Citizens Telecommunications Company of Nebraska	\$1.00	Platte County	\$2,448.00	
Lindsay	NT&T	\$1.00	Columbus E911 Center	\$151.00	
Monroe	Big River Telephone Company, LLC	\$1.00	Platte County	\$95.00	
Monroe	Citizens Telecommunications Company of Nebraska	\$1.00	Platte County	\$1,994.00	
Newman Grove	Citizens Telecommunications Company of Nebraska	\$1.00	Platte County	\$472.00	
Newman Grove	NT&T	\$1.00	Columbus E911 Center	\$12.00	
Omaha	Windstream Communications of the Midwest	\$1.00	Platte County	\$12.00	
Platte Center	Citizens Telecommunications Company of Nebraska	\$1.00	Platte County	\$4,197.00	
Platte County	Time Warner Cable Information Services (Nebraska) LLC	\$1.00	Columbus PD	\$495.00	
Saint Edward	NT&T	\$1.00	Columbus E911 Center	\$9.00	\$129,493.80
Polk					
Bellwood	Windstream Nebraska	\$1.00	Polk County	\$36.00	
Columbus	Citizens Telecommunications Company of Nebraska	\$1.00	Polk County	\$98.00	

Name of Exchange	Local Exchange Carrier or CLEC Name	Monthly Surcharge Amount Collected per Line	PSAP County/City Surcharge Remitted to	Total Annual Surcharge Remitted	Total Surcharge Remitted to Jurisdiction
Duncan	Citizens Telecommunications Company of Nebraska	\$1.00	Polk County	\$574.00	
Gresham	Windstream Nebraska	\$1.00	Polk County	\$168.00	
Osceola	Big River Telephone Company, LLC	\$1.00	Polk County	\$277.00	
Osceola	CenturyLink QC	\$1.00	Polk County	\$45.00	
Osceola	Granite Telecommunications, LLC	\$1.00	Polk County	\$108.00	
Osceola	Level 3 Communications, LLC	\$1.00	Polk County	\$79.00	
Osceola	NT&T	\$1.00	Polk County	\$6.00	
Osceola	Windstream Nebraska	\$1.00	Polk County	\$6,502.00	
Polk	Big River Telephone Company, LLC	\$1.00	Polk County	\$69.00	
Polk	Windstream Nebraska	\$1.00	Polk County	\$2,132.00	
Shelby	Big River Telephone Company, LLC	\$1.00	Polk County	\$217.00	
Shelby	Windstream Nebraska	\$1.00	Polk County	\$3,960.00	
Stromsburg	Big River Telephone Company, LLC	\$1.00	Polk County	\$543.00	
Stromsburg	Windstream Nebraska	\$1.00	Polk County	\$7,259.00	
Surprise	Windstream Nebraska	\$1.00	Polk County	\$52.00	\$22,125.00
Red Willow					
Bartley	Cambridge Telephone Co	\$1.00	Mc Cook PD	\$2,009.35	
Danbury	Hartman Telephone Exchanges, Inc.	\$1.00	Red Willow County	\$1,169.00	
Indianola (Red Willow Co)	Great Plains Communications	\$1.00	McCook PD	\$3,071.20	
Lebanon	Hartman Telephone Exchanges, Inc.	\$1.00	Red Willow County	\$726.00	
McCook	Allo Communications	\$1.00	Red Willow County	\$3,422.45	
McCook	BullsEye Telecom, Inc.	\$1.00	McCook PD	\$24.00	
McCook	CenturyLink QC	\$1.00	McCook PD	\$20,961.13	
McCook	dishNET Wireline, L.L.C fka Liberty Bell Telecom	\$1.00	Red Willow County	\$171.86	
McCook	First Communications, LLC	\$1.00	McCook	\$0.00	
McCook	First Communications, LLC	\$1.00	Red Willow County	\$0.00	
McCook	Granite Telecommunications, LLC	\$1.00	Red Willow County	\$604.00	
McCook	Great Plains Broadband	\$1.00	Red Willow County	\$226.32	
McCook	Ionex Communications North, Inc.	\$1.00	McCook	\$594.00	
McCook	Level 3 Communications, LLC	\$1.00	City of McCook	\$38.00	

Name of Exchange	Local Exchange Carrier or CLEC Name	Monthly Surcharge Amount Collected per Line	PSAP County/City Surcharge Remitted to	Total Annual Surcharge Remitted	Total Surcharge Remitted to Jurisdiction
------------------	-------------------------------------	---	--	---------------------------------	--

McCook	MCImetro Access Transmission Services LLC d/b/a Verizon Access Transmission Services,	\$1.00	McCook City Clerk	\$52.17	
Mc Cook	NT&T	\$1.00	City Of McCook	\$2,985.00	
McCook	OrbitCom, Inc.	\$1.00	Red Willow County	\$748.00	
McCook	Pinpoint Communications, Inc.	\$1.00	McCook PD	\$6,548.00	\$43,350.48

Region 26 (Answers calls for Thomas, Blaine, Loup, Garfield, Wheeler, Valley, Greeley and Sherman Counties)

Ashton	Nebraska Central Telephone Company	\$1.00	Region 26	\$1,524.56	
Arcadia	Nebraska Central Telephone Company	\$1.00	Region 26	\$2,459.18	
Arcadia	NT&T	\$1.00	Region 26	\$27.00	
Ashton	NT&T	\$1.00	Region 26	\$9.00	
Bartlett	Northeast Nebraska Telephone Company	\$1.00	Wheeler County	\$1,829.00	
Brewster	Consolidated Telephone Co	\$1.00	Region 26	\$1,026.12	
Brownlee	Consolidated Telephone Co	\$1.00	Region 26	\$911.58	
Burwell	Nebraska Central Telephone Company	\$1.00	Region 26	\$10,988.79	
Clearwater	Northeast Nebraska Telephone Company	\$1.00	Wheeler County	\$410.00	
Dunning	Consolidated Telephone Co	\$1.00	Region 26	\$1,209.77	
Ericson	Nebraska Central Telephone Company	\$1.00	Region 26	\$1,431.28	
Greeley	Citizens Telecommunications Company of Nebraska	\$1.00	Greeley County	\$2,640.00	
Greeley	NT&T	\$1.00	Region 26	\$32.00	
Halsey	Consolidated Telephone Co	\$1.00	Region 26	\$954.06	
Litchfield	Nebraska Central Telephone Company	\$1.00	Region 26	\$1,624.29	
Loup City	CenturyLink QC	\$1.00	Region 26	\$2,968.21	
Loup City	dishNET Wireline, L.L.C fka Liberty Bell Telecom	\$1.00	Sherman County	\$74.04	
Loup City	Granite Telecommunications, LLC	\$1.00	Sherman County	\$12.00	
Loup City	NT&T	\$1.00	Region 26	\$822.00	
North Burwell	Nebraska Central Telephone Company	\$1.00	Region 26	\$1,010.45	
North Loup	Nebraska Central Telephone Company	\$1.00	Region 26	\$2,465.51	
Ord	Charter Advanced Services (NE), LLC	\$1.00	Region 26	\$3,841.26	
Ord	Citizens Telecommunications Company of Nebraska	\$1.00	Valley County	\$11,260.00	
Ord	Granite Telecommunications, LLC	\$1.00	Valley County	\$52.00	

Name of Exchange	Local Exchange Carrier or CLEC Name	Monthly Surcharge Amount Collected per Line	PSAP County/City Surcharge Remitted to	Total Annual Surcharge Remitted	Total Surcharge Remitted to Jurisdiction
Ord	Level 3 Communications, LLC	\$1.00	Valley County	\$37.00	
Ord	NT&T	\$1.00	Region 26 Council	\$144.00	
Osceola	Level 3 Communications, LLC	\$1.00	Polk County	\$36.00	
Pleasanton	Citizens Telecommunications Company of Nebraska	\$1.00	Sherman County	\$24.00	
Purdum	Consolidated Telephone Co	\$1.00	Region 26	\$1,115.09	
Rockville	Nebraska Central Telephone Company	\$1.00	Region 26	\$528.97	
Rockville	NT&T	\$1.00	Region 26	\$18.00	
Scotia	Nebraska Central Telephone Company	\$1.00	Region 26	\$2,495.29	
Seneca	Consolidated Telephone Co	\$1.00	Region 26	\$503.15	
Spalding	Great Plains Communications	\$1.00	Region 26	\$4,353.69	
Taylor	Nebraska Central Telephone Company	\$1.00	Region 26	\$2,258.21	
Theford	Consolidated Telephone Co	\$1.00	Region 26	\$2,978.47	
Wolbach	Great Plains Communications	\$1.00	Region 26	\$1,973.11	
Wolbach	NT&T	\$1.00	Region 26	\$9.00	\$66,056.08
Richardson					
Dawson	Windstream Nebraska	\$0.50	Dawson	\$508.50	
Dawson	Windstream Nebraska	\$0.50	Humboldt	\$6.00	
Falls City	Level 3 Communications, LLC	\$1.00	City of Falls City	\$52.50	
Falls City	Southeast Nebraska Communications	\$1.00	Falls City PD	\$25,729.32	
Falls City	Time Warner Cable Information Services (Nebraska) LLC	\$1.00	Richardson County	\$4,987.00	
Humboldt	Time Warner Cable Information Services (Nebraska) LLC	\$1.00	City of Humboldt	\$614.54	
Humboldt	Windstream Nebraska	\$0.50	Humboldt	\$1,704.00	
Tri City	Southeast Nebraska Communications	\$1.00	Falls City PD	\$5,657.00	\$39,258.86
Rock					
Bassett	Rock County Telephone Company	\$1.00	Rock County	\$6,346.00	
Newport	Rock County Telephone Company	\$1.00	Rock County	\$1,567.00	\$7,913.00
Saline (PSAPs at Saline County and Crete PD)					
Clatonia	Windstream Nebraska	\$1.00	Saline County	\$24.00	
Cordova	Windstream Nebraska	\$1.00	Saline County	\$12.00	
Crete	Granite Telecommunications, LLC	\$1.00	Saline County	\$424.00	

Name of Exchange	Local Exchange Carrier or CLEC Name	Monthly Surcharge Amount Collected per Line	PSAP County/City Surcharge Remitted to	Total Annual Surcharge Remitted	Total Surcharge Remitted to Jurisdiction
Crete	Level 3 Communications, LLC	\$1.00	City of Crete	\$31.00	
Crete	Time Warner Cable Information Services (Nebraska) LLC	\$1.00	Crete PD	\$5,072.00	
Crete	Windstream Nebraska	\$1.00	Crete	\$16,286.00	
Crete	Windstream Nebraska	\$1.00	Saline County	\$2,055.00	
Daykin	Windstream Nebraska	\$1.00	Saline County	\$84.00	
Dewitt	Windstream Nebraska	\$1.00	Saline County	\$2,808.00	
Dorchester	Windstream Nebraska	\$1.00	Saline County	\$3,288.00	
Friend	Windstream Nebraska	\$1.00	Crete	\$12.00	
Friend	Windstream Nebraska	\$1.00	Saline County	\$6,477.00	
Milligan	Windstream Nebraska	\$1.00	Saline County	\$295.00	
Ohiowa	Windstream Nebraska	\$1.00	Saline County	\$12.00	
Plymouth	Windstream Nebraska	\$1.00	Saline County	\$60.00	
Swanton	Windstream Nebraska	\$1.00	Saline County	\$766.00	
Tobias	Windstream Nebraska	\$1.00	Saline County	\$1,231.00	
Western	Windstream Nebraska	\$1.00	Saline County	\$1,902.00	
Wilber	Granite Telecommunications, LLC	\$1.00	Saline County	\$12.00	
Wilber	Level 3 Communications, LLC	\$1.00	Saline County	\$60.00	
Wilber	Level 3 Communications, LLC	\$1.00	Saline County Treasurer	\$89.00	
Wilber	Windstream Nebraska	\$1.00	Crete	\$12.00	
Wilber	Windstream Nebraska	\$1.00	Saline County	\$10,484.00	\$51,496.00
Sarpy					
Bellevue	CenturyLink QC	\$1.00	Sarpy County	\$26,158.27	
Bellevue	NT&T	\$1.00	Sarpy County	\$648.00	
Gretna	CenturyLink QC	\$1.00	Sarpy County	\$7,502.64	
Gretna	NT&T	\$1.00	Sarpy County	\$268.00	
La Vista	NT&T	\$1.00	Sarpy County	\$217.00	
LaVista/Papillion/Millard	CenturyLink QC	\$1.00	Sarpy County	\$83,006.52	
Omaha	BullsEye Telecom, Inc.	\$1.00	Sarpy County	\$694.00	
Omaha	McLeodUSA Telecommunications Services, LLC	\$1.00	Sarpy County	\$1,671.00	
Omaha	NT&T	\$1.00	Sarpy County	\$654.00	

Name of Exchange	Local Exchange Carrier or CLEC Name	Monthly Surcharge Amount Collected per Line	PSAP County/City Surcharge Remitted to	Total Annual Surcharge Remitted	Total Surcharge Remitted to Jurisdiction
Omaha	Talk America Services, LLC	\$1.00	Sarpy County	\$19.00	
Omaha	Windstream Communications of the Midwest	\$0.50	Sarpy County	\$2,692.00	
Papillion	AT&T Corporation	\$1.00	Sarpy County	\$5,670.00	
Papillion	dishNET Wireline, L.L.C fka Liberty Bell Telecom	\$1.00	Sarpy County	\$871.67	
Papillion	EnTelegent Solutions, Inc.	\$1.00	Sarpy County	\$72.00	
Papillion	First Communications, LLC	\$1.00	Sarpy County	\$0.00	
Papillion	Granite Telecommunications, LLC	\$1.00	Sarpy County	\$6,430.00	
Papillion	Ionex Communications North, Inc.	\$1.00	Sarpy County	\$60.00	
Papillion	Level 3 Communications, LLC	\$1.00	Sarpy County	\$4,229.00	
Papillion	MCImetro Access Transmission Services LLC d/b/a Verizon Access Transmission Services,	\$1.00	Sarpy County	\$2,127.00	
Papillion	NT&T	\$1.00	Sarpy County	\$337.00	
Papillion	OrbitCom, Inc.	\$1.00	Sarpy County	\$66.00	
Papillion	Teleport Communications America, LLC	\$1.00	Sarpy County	\$594.00	
Sarpy County	Cox	\$1.00	Sarpy County	\$369,907.00	
Papillion	XO Communication Services	\$0.50	Sarpy County	\$298.00	
Sarpy County, Unincorporated	CenturyLink QC	\$1.00	Sarpy County	\$21,363.07	
Springfield	CenturyLink QC	\$1.00	Sarpy County	\$4,011.09	
Springfield	NT&T	\$1.00	Sarpy County	\$452.00	\$540,018.26
Saunders					
Ashland	Windstream Nebraska	\$0.50	Ashland	\$4,181.50	
Ashland	Windstream Nebraska	\$1.00	Saunders County	\$3,761.00	
Brainard	Windstream Nebraska	\$1.00	Saunders County	\$10.00	
Bruno	Windstream Nebraska	\$1.00	Saunders County	\$24.00	
Cedar Bluffs	Windstream Nebraska	\$1.00	Saunders County	\$3,543.00	
Ceresco	Windstream Nebraska	\$1.00	Saunders County	\$5,290.00	
Colon	Windstream Nebraska	\$1.00	Saunders County	\$1,158.00	
Davey	Windstream Nebraska	\$1.00	Saunders County	\$24.00	
Ithaca	Windstream Nebraska	\$1.00	Saunders County	\$1,349.00	
Linwood-Morse Bluff	Northeast Nebraska Telephone Company	\$1.00	Saunders County	\$2,676.00	
Mead	Windstream Nebraska	\$1.00	Saunders County	\$4,176.00	

Name of Exchange	Local Exchange Carrier or CLEC Name	Monthly Surcharge Amount Collected per Line	PSAP County/City Surcharge Remitted to	Total Annual Surcharge Remitted	Total Surcharge Remitted to Jurisdiction
Prague	Northeast Nebraska Telephone Company	\$1.00	Saunders County	\$3,855.00	
Valparaiso	Windstream Nebraska	\$1.00	Saunders County	\$4,640.00	
Wahoo	AT&T Corporation	\$1.00	Saunders County	\$0.00	
Wahoo	CenturyLink QC	\$1.00	Saunders County	\$3,785.84	
Wahoo	dishNET Wireline, L.L.C fka Liberty Bell Telecom	\$1.00	Saunders County	\$12.00	
Wahoo	Granite Telecommunications, LLC	\$1.00	Saunders County	\$370.00	
Wahoo	Level 3 Communications, LLC	\$1.00	Saunders County	\$287.00	
Wahoo	Time Warner Cable Information Services (Nebraska) LLC	\$1.00	Saunders County	\$2,668.09	
Wahoo	Windstream Nebraska	\$1.00	Saunders County	\$19,297.00	
Weston/Malmo	Northeast Nebraska Telephone Company	\$1.00	Saunders County	\$4,459.00	
Yutan	Windstream Nebraska	\$1.00	Saunders County	\$8,272.00	\$73,838.43
Scottsbluff (Answers calls for Scotts Bluff, Banner and South Half of Sioux Counties)					
East Lyman	United Telephone Company of the West	\$1.00	Scotts Bluff County	\$0.00	
Gering	Allo Communications	\$1.00	Scotts Bluff County	\$12,466.22	
Gering	AT&T Corporation	\$1.00	Scotts Bluff County	\$0.00	
Gering	Granite Telecommunications, LLC	\$1.00	Scotts Bluff County	\$1,072.00	
Gering	United Telephone Company of the West	\$1.00	Scotts Bluff County	\$0.00	
Harrisburg	Granite Telecommunications, LLC	\$0.50	Banner County	\$6.00	
Minatare	United Telephone Company of the West	\$1.00	Scotts Bluff County	\$0.00	
Mitchell	United Telephone Company of the West	\$1.00	Scotts Bluff County	\$0.00	
Scottsbluff	Allo Communications	\$1.00	Scotts Bluff County	\$40,956.21	
Scottsbluff	BullsEye Telecom, Inc.	\$1.00	Scotts Bluff County	\$330.00	
Scottsbluff	Crexendo Business Solutions, Inc.	\$0.36	Scotts Bluff County	\$0.36	
Scottsbluff	Ionex Communications North, Inc.	\$1.00	Scotts Bluff County	\$83.00	
Scottsbluff	Level 3 Communications, LLC	\$1.00	Scotts Bluff County	\$592.00	
Scottsbluff	MetTel	\$1.00	Scotts Bluff County	\$48.00	
Scottsbluff	United Telephone Company of the West	\$1.00	Scotts Bluff County	\$61,527.87	
Sidney	BullsEye Telecom, Inc.	\$0.50	Banner County	\$12.00	\$117,093.66
Seward					
Beaver Crossing	Windstream Nebraska	\$1.00	Seward County	\$2,960.00	
Cordova	Windstream Nebraska	\$1.00	Seward County	\$757.00	

Name of Exchange	Local Exchange Carrier or CLEC Name	Monthly Surcharge Amount Collected per Line	PSAP County/City Surcharge Remitted to	Total Annual Surcharge Remitted	Total Surcharge Remitted to Jurisdiction
Crete	Windstream Nebraska	\$1.00	Seward County	\$296.00	
Denton	Windstream Nebraska	\$1.00	Seward County	\$156.00	
Dorchester	Windstream Nebraska	\$1.00	Seward County	\$41.00	
Dwight	Windstream Nebraska	\$1.00	Seward County	\$128.00	
Friend	Windstream Nebraska	\$1.00	Seward County	\$60.00	
Garland	Windstream Nebraska	\$1.00	Seward County	\$2,405.00	
Gresham	Windstream Nebraska	\$1.00	Seward County	\$144.00	
Malcolm	Windstream Nebraska	\$1.00	Seward County	\$396.00	
Milford	Windstream Nebraska	\$1.00	Seward County	\$11,803.00	
Pleasant Dale	Windstream Nebraska	\$1.00	Seward County	\$2,053.00	
Raymond	Windstream Nebraska	\$1.00	Seward County	\$584.00	
Seward	Granite Telecommunications, LLC	\$1.00	Seward County	\$514.00	
Seward	Level 3 Communications, LLC	\$1.00	Seward County	\$12.00	
Seward	MCImetro Access Transmission Services LLC d/b/a Verizon Access Transmission Services,	\$1.00	Seward County	\$31.68	
Seward	Time Warner Cable Information Services (Nebraska) LLC	\$1.00	Seward County	\$8,834.26	
Seward	Windstream Nebraska	\$1.00	Seward County	\$25,693.00	
Staplehurst	Clarks Telecommunications	\$1.00	Seward County	\$1,948.00	
Tamora	Windstream Nebraska	\$1.00	Seward County	\$1,477.00	
Ulysses	Clarks Telecommunications	\$1.00	Seward County	\$84.00	
Utica	Windstream Nebraska	\$1.00	Seward County	\$4,779.00	
Valparaiso	Windstream Nebraska	\$1.00	Seward County	\$108.00	\$65,263.94
Sheridan					
Gordon	Great Plains Communications	\$1.00	Sheridan County	\$12,605.73	
Hay Springs	Great Plains Communications	\$1.00	Sheridan County	\$3,966.05	
Mirage Flats	Great Plains Communications	\$1.00	Sheridan County	\$1,077.52	
Rushville	CenturyLink QC	\$1.00	Sheridan County	\$593.00	
Rushville	Granite Telecommunications, LLC	\$1.00	Sheridan County	\$0.00	
Rushville	Great Plains Communications	\$1.00	Sheridan County	\$7,127.61	
Rushville	Level 3 Communications, LLC	\$1.00	Sheridan County	\$0.00	
White Clay	Golden West Telecom	\$1.00	Sheridan County	\$689.27	\$26,059.18
Sherman (See Region 26)					

Name of Exchange	Local Exchange Carrier or CLEC Name	Monthly Surcharge Amount Collected per Line	PSAP County/City Surcharge Remitted to	Total Annual Surcharge Remitted	Total Surcharge Remitted to Jurisdiction
------------------	-------------------------------------	---	--	---------------------------------	--

Sioux					
Harrison	dishNET Wireline, L.L.C fka Liberty Bell Telecom	\$1.00	Sioux County	\$10.00	
Harrison	Granite Telecommunications, LLC	\$1.00	Sioux County	\$12.00	
Harrison	Matrix Telecom, Inc. d/b/a Matrix Business Technologies d/b/a Trinsic Communications d/b/a Vartec Telecom d/b/a Excel Telecommunications d/b/a Clear Choice Communications	\$1.00	Sioux County	\$12.00	
Sioux County	United Telephone Company of the West	\$1.00	Sioux County	\$766.96	\$800.96

Stanton (Calls Answered by Norfolk PD)					
Leigh	Citizens Telecommunications Company of Nebraska	\$1.00	Stanton County	\$200.00	
Madison	Citizens Telecommunications Company of Nebraska	\$1.00	Stanton County	\$184.00	
Pilger	CenturyLink Communications LLC	\$1.00	Stanton County	\$96.00	
Stanton	AT&T Corporation	\$1.00	Stanton County	\$12.00	
Stanton	dishNET Wireline, L.L.C fka Liberty Bell Telecom	\$1.00	Stanton County	\$43.77	
Stanton	Level 3 Communications, LLC	\$1.00	Stanton County	\$57.00	
Stanton	Stanton Telcom, Inc.	\$1.00	Stanton County	\$11,544.75	\$12,137.52

Thayer					
Alexandria	Windstream Nebraska	\$1.00	Thayer County	\$1,101.00	
Blue Hill	Windstream Communications of the Midwest	\$1.00	Thayer County	\$24.00	
Bruning	Windstream Nebraska	\$1.00	Thayer County	\$2,484.00	
Byron & South Byron, KS	Great Plains Communications	\$1.00	Thayer County	\$1,809.61	
Carleton	Windstream Nebraska	\$1.00	Thayer County	\$1,080.00	
Chester, Hubbell, So Chester	Great Plains Communications	\$1.00	Thayer County	\$2,899.24	
Davenport	Windstream Nebraska	\$1.00	Thayer County	\$2,313.00	
Deshler	Great Plains Communications	\$1.00	Thayer County	\$5,129.46	
Hebron	Granite Telecommunications, LLC	\$1.00	Thayer County	\$36.00	
Hebron	Level 3 Communications, LLC	\$1.00	Thayer County	\$0.00	
Hebron	Windstream Nebraska	\$1.00	Thayer County	\$11,334.00	

Name of Exchange	Local Exchange Carrier or CLEC Name	Monthly Surcharge Amount Collected per Line	PSAP County/City Surcharge Remitted to	Total Annual Surcharge Remitted	Total Surcharge Remitted to Jurisdiction
Ohioa	Windstream Nebraska	\$1.00	Thayer County	\$84.00	\$28,294.31
Thomas (See Region 26)					
Thurston					
Macy	Eastern Nebraska Telephone Company	\$1.00	Thurston County	\$4,363.00	
Pender	CenturyLink QC	\$1.00	Thurston County	\$4,705.60	
Pender	dishNET Wireline, L.L.C fka Liberty Bell Telecom	\$1.00	Thurston County	\$8.00	
Pender	CenturyLink Communications LLC	\$1.00	Thurston County	\$408.00	
Pender	dishNET Wireline, L.L.C fka Liberty Bell Telecom	\$1.00	Thurston County	\$35.00	
Pender	Granite Telecommunications, LLC	\$1.00	Thurston County	\$72.00	
Pender	HunTel CableVision dba HunTel Communications	\$1.00	Thurston County	\$3,592.00	
Pender	NT&T	\$1.00	Thurston County	\$978.00	
Rosalie	Eastern Nebraska Telephone Company	\$1.00	Thurston County	\$1,079.00	
Thurston	NT&T	\$1.00	Thurston County	\$169.00	
Walthill	Eastern Nebraska Telephone Company	\$1.00	Thurston County	\$4,327.00	
Winnebago	Eastern Nebraska Telephone Company	\$1.00	Thurston County	\$7,369.00	\$27,105.60
Valley (See Region 26)					
Washington					
Arlington City	Arlington Telephone Company	\$0.75	Washington County	\$3,102.00	
Arlington Rural	Arlington Telephone Company	\$1.00	Washington County	\$4,174.00	
Bennington	CenturyLink QC	\$1.00	Washington County	\$1,868.81	
Blair	AT&T Corporation	\$1.00	Washington County	\$12.00	
Blair	Granite Telecommunications, LLC	\$0.75	Washington County	\$46.50	
Blair	Level 3 Communications, LLC	\$1.00	Washington County	\$85.00	
Blair	MCImetro Access Transmission Services LLC d/b/a Verizon Access Transmission Services,	\$1.00	Washington County	\$33.00	
Blair City	Blair Telephone Company	\$0.75	Washington County	\$27,710.25	
Blair Rural	Blair Telephone Company	\$1.00	Washington County	\$17,681.00	
Fort Calhoun City	Blair Telephone Company	\$0.75	Washington County	\$3,587.25	
Fort Calhoun Rural	Blair Telephone Company	\$1.00	Washington County	\$4,420.00	
Herman	Great Plains Communications	\$0.75 & \$1.00	Washington County	\$3,168.49	

Name of Exchange	Local Exchange Carrier or CLEC Name	Monthly Surcharge Amount Collected per Line	PSAP County/City Surcharge Remitted to	Total Annual Surcharge Remitted	Total Surcharge Remitted to Jurisdiction
Kennard City	Blair Telephone Company	\$0.75	Washington County	\$799.50	
Kennard Rural	Blair Telephone Company	\$1.00	Washington County	\$1,870.00	
Omaha	CenturyLink QC	\$1.00	Washington County	\$3,794.26	
Omaha	Windstream Communications of the Midwest	\$1.00	Washington County	\$130.00	\$72,482.06
Wayne					
Dixon-Concord	Northeast Nebraska Telephone Company	\$1.00	Wayne County	\$30.00	
Wakefield	NT&T	\$1.00	City Of Wayne	\$691.00	
Wayne	AT&T Corporation	\$1.00	Wayne County	\$30.00	
Wayne	BullsEye Telecom, Inc.	\$1.00	Wayne PD	\$169.00	
Wayne	CenturyLink Communications LLC	\$1.00	Wayne PD	\$24.00	
Wayne	CenturyLink QC	\$1.00	Wayne PD	\$11,663.42	
Wayne	dishNET Wireline, L.L.C fka Liberty Bell Telecom	\$1.00	Wayne County	\$93.73	
Wayne	First Communications, LLC	\$1.00	Wayne County	\$10.00	
Wayne	Granite Telecommunications, LLC	\$1.00	Wayne County	\$86.00	
Wayne	HunTel CableVision dba HunTel Communications	\$1.00	Wayne County	\$8,949.00	
Wayne	Ionex Communications North, Inc.	\$1.00	Wayne County	\$622.00	
Wayne	Level 3 Communications, LLC	\$1.00	Wayne County	\$36.00	
Wayne	MCImetro Access Transmission Services LLC d/b/a Verizon Access Transmission Services,	\$1.00	City of Wayne	\$80.00	
Wayne	NT&T	\$1.00	City of Wayne	\$1,351.00	
Wayne	OrbitCom, Inc.	\$1.00	Wayne County	\$646.00	
Winside	Northeast Nebraska Telephone Company	\$1.00	Wayne County	\$3,243.00	
Winside	NT&T	\$1.00	City Of Wayne	\$18.00	\$27,742.15
Webster (PSAP/Mid Rivers 911)					
Carroll	Eastern Nebraska Telephone Company	\$1.00	Village of Carroll	\$2,075.00	
Guide Rock	Windstream Nebraska	\$1.00	Guide Rock	\$0.00	
Roseland, Bladen, Lawrence, Blue Hill, Upland, Campbell	Glenwood Telephone Membership Corporation	\$1.00	Campbell	\$19,900.79	
Red Cloud	Great Plains Communications	\$1.00	Mid Rivers	\$7,446.73	\$29,422.52
Wheeler (See Region 26)					

Name of Exchange	Local Exchange Carrier or CLEC Name	Monthly Surcharge Amount Collected per Line	PSAP County/City Surcharge Remitted to	Total Annual Surcharge Remitted	Total Surcharge Remitted to Jurisdiction
------------------	-------------------------------------	---	--	---------------------------------	--

York					
Benedict	Windstream Nebraska	\$1.00	York County	\$2,016.00	
Bradshaw	Windstream Nebraska	\$1.00	York County	\$2,197.00	
Cordova	Windstream Nebraska	\$1.00	York County	\$133.00	
Exeter	Windstream Nebraska	\$1.00	York County	\$135.00	
Gresham	Windstream Nebraska	\$1.00	York County	\$1,708.00	
Henderson	Henderson Coop. d/b/a Mainstay Communications	\$1.00	York County	\$9,957.00	
McCool Junction	Windstream Nebraska	\$0.50	York	\$9.50	
McCool Junction	Windstream Nebraska	\$1.00	York County	\$3,311.00	
Polk	Windstream Nebraska	\$1.00	York County	\$273.00	
Seward	Windstream Nebraska	\$1.00	York County	\$12.00	
Sutton	Windstream Nebraska	\$1.00	York County	\$12.00	
Utica	Windstream Nebraska	\$1.00	York County	\$196.00	
Utica	Windstream Nebraska	\$0.50	York	\$3.00	
Waco	Windstream Nebraska	\$1.00	York County	\$3,327.00	
Waco	Windstream Nebraska	\$0.50	York	\$12.00	
York	Granite Telecommunications, LLC	\$0.50	York County	\$241.00	
York	Level 3 Communications, LLC	\$1.00	York County	\$46.00	
York	MCI metro Access Transmission Services LLC d/b/a Verizon Access Transmission Services,	\$1.00	York County	\$50.00	
York County	Time Warner Cable Information Services (Nebraska) LLC	\$1.00	York County	\$16,118.00	
York/York	Granite Telecommunications, LLC	\$1.00	York County	\$20.00	
York	Windstream Nebraska	\$1.00	York County	\$4,634.00	
York	Windstream Nebraska	\$0.50	York	\$12,176.00	\$56,586.50
Total				\$5,870,367.10	\$5,870,367.10

PART V

Telecommunications



Trivia: This 1999 Sci-Fi thriller used a phone as a portal between reality and a computer created world. Any landline will do – no cell phones, please.

Trivia answer on reverse side.

Answer: The Matrix

Fun Fact: The spring-loaded cell phones used in the film were Nokia Stiletto's or 8110's. These phones were produced in limited quantities and were only available in Europe and in Australia.

New This Year

The Nebraska broadband map (<http://broadbandmap.nebraska.gov>) was redesigned for 2016. The map retained most of the core features from previous years, such as finding broadband information by address, displaying broadband type and speed tier information, and viewing Nebraska Universal Service Projects by year and type. The map now allows the user to display aerial imagery in the background, making it easier to find specific locations. The site also has the ability to display Incumbent Local Exchange Carrier (ILEC) exchange boundaries.

Competitive Local Exchange Carriers

Pursuant to provisions of the 1996 Telecommunications Act, the Commission designates companies as competitive local exchange carriers (CLECs) allowing companies to provide service to customers using the facilities of the local telephone company or their own facilities. The creation of CLECs introduced competition into monopoly markets giving customers more than one choice of telephone company in the local market. For more information on the 1996 Act, refer to Part I of this report.

There are currently 104 carriers that have received Certificates of Public Convenience and Necessity to operate as CLECs in the State of Nebraska. Not all companies with CLEC authority currently conduct business in Nebraska. For a list of all local telephone companies with authority in Nebraska, please see Part VI of this report.

The following companies received new authority during the 2015-2016 fiscal years to provide local service in the corresponding territories in Nebraska:

Carrier	Territory to be Served	Authority Granted
Vitcom, LLC	Statewide	10/27/15
Near North Partners, LLC	Statewide	10/27/15
Local Access, LLC	Statewide	2/2/16
Mobilitie Management, LLC	Statewide	6/16/16
XYN Communications of Nebraska, LLC	Statewide	6/28/16
ExteNet Systems, Inc.	Statewide	7/12/16

Interconnection Agreements

CLECs competing with a local telephone company to serve customers in the same area must enter into an agreement allowing the CLEC to utilize the facilities of the local company for a fee to route telephone traffic. These agreements are called Interconnection Agreements under

the Telecommunications Act of 1996. Local telephone companies and CLECs enter into an interconnection agreement by either negotiating the terms of the agreement, adopting an approved interconnection agreement of two other carriers pursuant to Section 252(i) of the 1996 Act, or through mediation or arbitration if negotiations fail to result in a mutually acceptable agreement. A copy of all current Commission approved interconnection agreements are available for review on the Commission's website at www.psc.nebraska.gov.

Exchange Boundaries

The geographical area in which a telephone company serves, offering the same services and prices, is called an exchange. The Commission keeps a website with official maps of the exchange boundaries of all local telephone companies operating in Nebraska. The site, located on the PSC website, now hosts maps showing boundaries for all Nebraska ILEC exchanges. Maps are searchable by exchange name and company name. Nebraska law does include a process whereby a customer can seek a change in the boundary of telephone exchanges to allow the customer to receive service from an adjacent exchange. The Nebraska Legislature broadened the process to include not only traditional telephone service but also broadband service offerings as well. In the event the Commission grants a petition from a customer to change an exchange boundary, the two telephone companies involved are required to file updated exchange maps with the Commission. The following is a list of boundary change applications received by the Commission in the past year:

C-4777 *In the Matter of the Application of John, Eric and Kevin Ravenscroft, Nenzel, Nebraska, seeking authority to receive advanced telecommunications service from Cody Exchange of Great Plains Communications.*

On July 23, 2015 an application was filed by John, Eric and Kevin Ravenscroft of Nenzel, Nebraska, seeking a boundary change to receive advanced telecommunications service from the adjacent Cody Exchange served by Great Plains Communications in lieu of their current telephone service from CenturyLink. CenturyLink notified the Commission that it did not oppose the proposed boundary change. No hearing was necessary. The Commission granted the application on September 1, 2015.

C-4778 *In the Matter of the Application of April Kelley, Julia Schank and Angela Klute, Clarks, Nebraska, seeking authority to receive advanced telecommunications service from the Hordville Exchange of Hamilton Telephone Company.*

On July 28, 2015, an application was filed by April Kelley, Julia Schank, and Angela Klute of Clarks, Nebraska, seeking a boundary change to receive advanced telecommunications capability service from Hamilton Telephone Company in lieu of their current service from Qwest Corporation d/b/a CenturyLink QC. Both companies agreed to the boundary change and the Commission entered an order granting the application on September 15, 2015.

C-4779 *In the Matter of the Application of Gabe Harmon, Trumbull, Nebraska, seeking authority to receive advanced telecommunications service from Trumbull Exchange of Hamilton Telephone Company.*

On August 11, 2015, an application was filed by Gabe Harmon of Trumbull, Nebraska, seeking a boundary change to receive advanced telecommunications service from the adjacent Trumbull Exchange served by Hamilton Telephone Company in lieu of their current telephone service from Windstream. Windstream notified the Commission that it did not oppose the proposed boundary change. No hearing was necessary. The Commission granted the application on September 29, 2015.

C-4786 *In the Matter of the Application of Jake Stutzman, Doniphan, seeking authority to receive advanced telecommunications service from the Doniphan Exchange of Hamilton Telephone Company, Inc.*

On August 28, 2015, an application was filed by Jake Stutzman of Doniphan, Nebraska, seeking a boundary change to receive advanced telecommunications capability service from the Hamilton Telephone Company, Inc. in lieu of his current service from Windstream Nebraska Inc. Both companies agreed to the boundary change and the Commission entered an order granting the application on October 14, 2015.

C-4794 *In the Matter of the Application of Tim O'Hara, Clarks, Nebraska, seeking authority to receive advanced telecommunications service from the Hordville Exchange of Hamilton Telephone Company.*

On September 22, 2015, an application was filed by Tim O'Hara of Clarks, Nebraska, seeking a boundary change to receive advanced telecommunications capability service from the Hamilton Telephone Company, Inc. in lieu of his current service from Qwest Corporation d/b/a CenturyLink QC, ("CenturyLink"). Both companies agreed to the boundary change and the Commission entered an order granting the application on November 3, 2015.

C-4808 *In the Matter of the Application of Ryan Wells, Holdrege, seeking authority to receive advanced telecommunications service from the Funk Exchange of Glenwood Telephone Membership Corporation.*

On December 23, 2015, an application was filed by Ryan Wells, of Holdrege, Nebraska, seeking a boundary change to receive advanced telecommunications service from the adjacent Funk Exchange served by Glenwood Telephone Membership Corporation in lieu of their current telephone service from CenturyLink. CenturyLink notified the Commission that it did not oppose the proposed boundary change. No hearing was necessary. The Commission granted the application on February 9, 2016.

C-4830 *In the Matter of the Application of Meghan and Troy Anderson, Guide Rock, Nebraska, seeking authority to receive advanced telecommunications service from the Blue Hill Exchange of Glenwood Telephone Membership Corporation.*

On March 29, 2016, an application was filed by Meghan and Troy Anderson of Guide Rock, Nebraska, seeking a boundary change to receive advanced telecommunications capability service from the Glenwood Telephone Membership Corporation in lieu of their current service from Windstream Nebraska, Inc. Both companies agreed to the boundary change and the Commission entered an order granting the application on May 17, 2016.

C-4834 *In the Matter of the Application of D. David Bankson, Hordville, Nebraska; Travis Stuhmer, Brandon Bankson, Paul Van Housen, all of Polk, Nebraska and Linda K. Dose, Hampton, Nebraska, seeking authority to receive advanced telecommunications service from the Hordville Exchange of Hamilton Telephone Company.*

On April 8, 2016, an application was filed by D. David Bankson, of Hordville, Nebraska; Travis Stuhmer, Brandon Bankson, and Paul Van Housen, all of Polk, Nebraska; and Linda K. Dose, of Hampton, Nebraska, seeking a boundary change to receive advanced telecommunications capability service from the Hamilton Telephone Company in lieu of their current service from Windstream Nebraska, Inc. Both companies agreed to the boundary change and the Commission entered an order granting the application on June 1, 2016.

C-4842 *In the Matter of the Application of Kirk Peterson, Holdrege, seeking authority to receive advanced telecommunications service from the Funk Exchange of Glenwood Telephone Membership Corporation.*

On May 2, 2016, an application was filed by Kirk Peterson of Holdrege, Nebraska, seeking a boundary change to receive advanced telecommunications capability service from the Glenwood Telephone Membership Corporation in lieu of his current service from Qwest Corporation d/b/a CenturyLink QC. Both companies agreed to the boundary change and the Commission entered an order granting the application on June 16, 2016.

C-4846 *In the Matter of the Application of David & Dee Hart, Brent & Suzanne Rainforth, Abby Bunde, Jill Kroeger, Kristi & Bradley Jones, Ron & Betty Wagner, Steph Wagner, Barb Binfield and Myron & Marsha Lautenschlager, Doniphan, seeking authority to receive advanced telecommunications service from the Doniphan Exchange of Hamilton Telephone Company.*

On May 3, 2016, an application was filed by David & Dee Hart, Brent & Suzanne Rainforth, Abby Bunde, Jill Kroeger, Kristi & Bradley Jones, Ron & Betty Wagner, Steph Wagner, Barb Binfield and Myron & Marsha Lautenschlager, all of Doniphan, Nebraska, seeking a boundary change to receive advanced telecommunications capability service from the Hamilton Telephone Company in lieu of their current service from Windstream Nebraska, Inc.

Both companies agreed to the boundary change and the Commission entered an order granting the application on June 28, 2016.

C-4850 *In the Matter of the Application of Larry and Barbara Wilshusen, Hordville, seeking authority to receive advanced telecommunications service from the Hordville Exchange of Hamilton Telephone Company.*

On June 2, 2016, an application was filed by Larry and Barbara Wilshusen, of Hordville, Nebraska, seeking a boundary change to receive advanced telecommunications service from the adjacent Hordville Exchange served by Hamilton Telephone Company in lieu of their current telephone service from Windstream. Windstream notified the Commission that it did not oppose the proposed boundary change. No hearing was necessary. The Commission granted the application on July 19, 2016.

C-4854 *In the Matter of the Application of Mike Ingram, Upland, seeking authority to receive advanced telecommunications service from the Blue Hill Exchange of Glenwood Telephone Membership Corporation.*

On July 7, 2016, an application was filed by Mike Ingram of Upland, Nebraska, seeking a boundary change to receive advanced telecommunications capability service from the Glenwood Telephone Membership Corporation in lieu of his current service from Frontier Communications. Both companies agreed to the boundary change and the Commission entered an order granting the application on August 30, 2016.

ETC's

A full discussion of ETC dockets are located in Part III.

Pay Station Waiver's

C-4841 *In the Matter of the Application of Plainview Telephone Company, Inc., Plainview, seeking a waiver of the requirement of 291 NAC 5, §002.06 regarding public pay stations.*

On April 28, 2016, the Nebraska Public Service Commission received a request from Plainview Telephone Company, Inc. (Plainview) of Plainview, Nebraska, for a waiver of the requirement contained in Title 291, Ch.5, Rule 02.06 of the Commission's Telecommunications Rules and Regulations regarding public pay stations. Commission rules require each local exchange carrier supply at least one public pay station in each municipality served by the exchange carrier. The rules further allow for the requirement to be waived by the Commission for reasons such as vandalism or damage, excessive cost of maintaining the pay station, or lack of use. Plainview gave the following two reasons in support of its request: 1) Low usage; and 2) excessive cost. Plainview stated there has been no usage of the pay station in the past three years

while it lost over \$1,500 to operate the station, resulting in a significant expense. The Commission granted the waiver request on June 28, 2016.

Long Distance/Interexchange Carriers

There are over 205 long distance telephone companies, called interexchange carriers or IXC's, certificated by the Commission to provide service in Nebraska. The long distance market in Nebraska is quite competitive, evidenced by the marketing of optional long distance packages, bundled service packages and unlimited local and long distance services for one combined price. Some of the bundled packages include wireless, Internet, and video options. For a complete list of authorized IXC's in Nebraska, see Part VI of this report.

Transfers

C-4774 *In the Matter of the Joint Application of Charter Fiberlink-Nebraska, LLC, St. Louis, Missouri, Time Warner Cable Information Services (Nebraska), LLC, and Time Warner Cable Business LLC, New York, New York, seeking approval of a transfer of control, a financing arrangement and related transactions.*

On July 2, 2015, a joint application was filed by Charter Fiberlink-Nebraska, LLC (Charter) and Time Warner Cable Information services (Time Warner) seeking approval of a transfer of control. The proposed transaction combined Charter and Time Warner into a single company. The basic structure of the transaction resulted in the transfer of control through a series of mergers after which Time Warner and respective subsidiaries became subsidiaries of New Charter. As a result of the transaction, Charter will be the third-largest Multichannel Video Programming Distributor ("MVPD") behind AT&T-DirecTV and Comcast. The joint applicants stated that combining Charter's and Time Warner's operations would deliver benefits to residential and business customers in Nebraska. The Commission approved the transaction on October 6, 2015.

C-4804 *In the Matter of the Joint Application of Allo Communications, LLC, Imperial, and Nelnet, Inc., Lincoln, seeking approval of a transfer of control.*

On November 16, 2015, a joint application was filed by Allo Communications, LLC (Allo) and Nelnet, Inc. (Nelnet), seeking approval of a transfer of control. On November 16, 2015, Allo agreed to transfer a majority of its membership interests to Nelnet pursuant to a Membership Unit Purchase Agreement. Allo became a subsidiary of Nelnet but retained its brand identity and leadership. The joint applicants stated approval of the application would serve the public interest as Allo and Nelnet would leverage customer service strengths and financial investment to expand services to Nebraska consumers with a commitment to providing broadband access to nonprofit organizations and to low income subscribers. The Commission approved the transaction on December 22, 2015.

Call Termination Issue

C-4328/
PI-176 *In the Matter of the Nebraska Public Service Commission, on its own motion, to investigate issues related to the service quality associated with intrastate interexchange service including the origination, termination, and routing of interexchange calls.*

On February 1, 2011, the Commission opened a docket to investigate long distance service quality issues associated with the origination, termination, and routing of long distance calls. The Commission has received complaints from customers reporting problems placing and receiving long distance calls. Further, staff has received reports from some local exchange carriers of customer complaints they received reporting similar problems. Commission staff issued two sets of Data Requests seeking information on the long distance service quality issues experienced by customers and the Commission held a workshop to discuss the findings of the first data request and seek more information regarding the issues.

Based on the information received, it was readily apparent that the issues experienced by Nebraska carriers and customers were not unique to Nebraska. Many concerned parties, including the Commission and Nebraska carriers, brought the problems to the attention of the FCC. In response, the FCC held a workshop addressing the rural call completion problem on October 18, 2011.

The Nebraska Commission, joined by eleven other state Commissions, sent a letter to the FCC urging them to issue a declaratory ruling reaffirming foundational Telecommunications Act tenets. The Commission also compiled contact information for individuals with call routing and network engineering responsibilities for companies operating in Nebraska. In February 2012, the FCC entered a ruling reaffirming a carrier's obligation to originate, route and terminate traffic in an unrestricted manner. Further, the FCC reaffirmed that carriers are responsible for the acts, omissions, or failures of their employees and agents.

In December 2012, the Commission staff and some Nebraska carriers collaborated to conduct intrastate long distance testing of call completion. Some national interexchange carriers also participated in the testing.

On February 7, 2013, the FCC issued a notice of proposed rulemaking (NPRM) regarding call termination and sought comment on proposed rules. The FCC asked for input on reporting and data retention requirements that would allow the FCC to review a long distance provider's call performance to specific areas. The Commission filed joint comments with 13 other states supporting the FCC efforts but urging them to go further.

In March 2013, the FCC's Enforcement Bureau announced that the FCC and Level 3 Communications, Inc., had entered into a consent decree whereby Level 3 agreed amount other

things to pay the federal government \$975,000 and to abide by call completion standards in the future.

In October 2013, the FCC released an order adopting rules to help ensure completion of long distance calls to rural areas. The FCC found completion rates for long-distance calls to rural areas are frequently poor, including calls being significantly delayed, the called party's phone never ringing, the caller hearing false busy signals, or other problems. They further found the failures have significant and immediate public interest ramifications, causing rural businesses to lose customers, cutting families off from their relatives in rural areas, and creating potential for dangerous delays in public safety communications in rural areas.

The FCC rules require phone companies to record, retain and report data on rural call completion and offer incentives for companies to improve their service. The rules further prohibit companies from transmitting a false ring signal when the called party's phone is not ringing. The order also sought comment on additional measures proposed by the FCC to further ensure a reasonable and nondiscriminatory level of service to rural areas. The Commission filed comments in support of comments filed by the Missouri Public Service Commission, the National Association of Regulatory Commissioners, and the Oregon Public Utilities Commission.

In February 2014, Windstream Corp. agreed to make a voluntary payment of \$2.5 million to the U.S. Treasury as part of a settlement of an investigation by the FCC into the company's rural call completion practices. Windstream denied any wrongdoing as part of the settlement.

Along with adopting rules to require more detailed data collection regarding the ability of rural service providers to complete long distance calls, the FCC has also recently adopted rules giving carriers incentives to reduce reliance on least-cost intermediate routers and remove incentives for poor call routing by reforming intercarrier compensation rules to eventually eliminate terminating access charges.

Legislation introduced in Congress in 2016, HR 2566, would amend the Communications Act of 1934 to require third-party intermediate carriers that route voice calls between parties to register with the FCC, and to prohibit the use of any intermediate provider that fails to register with the Commission. The FCC would be required to make available on its public website a database of registered intermediate service providers. The bill would also require the FCC to establish service quality standards for intermediate service providers to ensure the integrity of the telecommunications service in the United States and prevent unjust or unreasonable discrimination among regions of the United States. The bill also clarifies that state agencies and public utility commissions will continue to have a role in ensuring the quality of voice service within the states. Amendments to HR 2566 would clarify that the bill does not preempt or expand the authority of state officials to collect data, or investigate and enforce state law regarding completion of intra-state voice communications and the requirements are technologically neutral, applying to any communication or service provided, regardless of the

protocol or format by which the transmission of such communication or service is achieved, or the regulatory classification of such communication or service.

Members of the House Communications and Technology Subcommittee held hearings on the bill in early September, 2016 and announced plans to begin mark up of HR 2566 around September 12. The Commission continues to monitor the issue.

Access Rates/Intercarrier Compensation

The payment system between local telephone companies and long distance companies for access to the facilities of the local telephone company necessary to complete the calls is called intercarrier compensation. The charges billed by a local company to a long distance company to facilitate intercarrier compensation are called access charges. Under the traditional system, local telephone companies used access charges collected from competing carriers as one method to recover their costs of providing service. The amount of compensation from both the Federal and the State jurisdictions has been the subject of controversy since access charges began in 1984.

C-4459/ *In the Matter of the Nebraska Public Service Commission, on its own motion,*
PI-185 *Investigate and Monitor Compliance with Federally Mandated Intercarrier Compensation Reform.*

The Commission opened this proceeding on its own motion on April 17, 2012. This docket is the vehicle used to carry out the Commission's responsibility to facilitate and review compliance with federal access rate reform. Effective July 1, 2016, all price cap carriers, and competitive local exchange carriers that benchmark access rates to price cap carriers were required to reduce intrastate terminating switched end office rates and reciprocal compensation to \$0.0007. All rate-of-return carriers and competitive local exchange carriers that benchmark access rates to rate-of-return carriers were required to reduce intrastate terminating switched end office rates and reciprocal compensation to \$0.005.

Outage Issues

C-4787 *In the Matter of the Nebraska Public Service Commission, on its own motion, to investigate the September 1, 2015, 911 Emergency Telecommunications Service outage experienced in Nebraska.*

On September 1, 2015, a 911 emergency telecommunications service outage was experienced in eastern Nebraska. The outage began at approximately 7:00 pm on September 1, 2015, and ran until approximately 8:00 am on September 2, 2015. On September 9, 2015, the Commission opened an investigation into the outage seeking information as to the cause and scope. Based on the information received in the investigation, the Commission found the outage was the result of a fiber cut in the Omaha area. The fiber cut was the result of an incorrect locate requested via the One-Call notification system by contractors hired by Cox. The Commission

staff prepared a report summarizing the cause and the impact of the service outage and provided it to the Commission. The Commission is determining the next steps in this investigation.

C-4797/ *In the Matter of the Nebraska Public Service Commission, on its own motion,*
911-064/ *to investigate critical underground facility issues in Nebraska.*
NG-0089/
PI-199

On January 26, 2016, the Commission opened a proceeding to investigate critical underground facility issues in Nebraska. The Commission sought comments on a number of specific issues related to the main causes for cable cuts and the costs experienced by the carriers. Comments were filed on March 9, 2016. The Commission staff compiled a report of the data received from the commenters and presented that information to the Nebraska One-Call Board. The Commission plans to hold a series of workshops to discuss ways to mitigate the number and duration of outages.

Voice Over Internet Protocol

Voice over Internet Protocol (VoIP) is the name given to technology that provides a voice communication service transmitted using a protocol developed to facilitate the “internet”. In just a few short years, VoIP has moved from a novelty used by hobbyists to a mainstream commercial product. The major difference between a traditional telephone call and a VoIP call is during a VoIP call the customer’s analog voice signal is converted into a digital signal. The digital information is divided into a series of individual “packets” that are sent over a broadband internet connection instead of the traditional public switched telephone network (PSTN) to the termination point. At the receiving end, the packets of digital information are converted back into an analog voice signal for the called party’s telephone.

Another way of visualizing this process is to consider that the conversation is occurring as a written exchange between two people through a series of individual letters, each letter having just a few words of the conversation. Depending upon which digital data packets are missing, out of order, or corrupted, the voice conversation may either have gaps or be hard to understand. Most commercial VoIP services do not use the traditional Internet networks to transmit the voice packets; instead dedicated data networks are used to ensure the desired quality of service.

A conversation between two VoIP customers from the same service provider will occur over the providers dedicated network and likely will never reach the PSTN, whereas a conversation between a VoIP customer and a traditional telephone customer must travel on the PSTN at some point. In the traditional telephone service environment, telephone calls passed from one company to another company are subject to access charges (for more on access charges, see the proceeding section in this part). Many VoIP providers design their networks to

minimize access charges when the call is between two of their customers. Even if the parties are located in different cities, access charges rarely apply.

There are significant issues consumers need to be educated on when migrating to VoIP service. One is the fact VoIP service is not line powered like traditional telephone service is meaning consumers will be responsible for the battery backup at their location. Another issue is the reliability of 911 services based on recent complaints to the Commission.

Broadband is traditionally used to access the Internet and Internet-related services. Jurisdictionally, historically broadband access service has been defined by the FCC as “information service” and therefore is not under the telecommunications regulatory authority of many states. A recent court decision relied on Section 706 of the 96 Telecommunications Act to find regulatory authority for both the FCC and state commissions relative to broadband access service, however, the regulatory framework for broadband remains unclear at this time. As more and more Internet-related services are being offered to the citizens of Nebraska, broadband connectivity and availability have become more important. For more information on broadband issues, see Part II of this report.

Deaf and Hard-of-Hearing Telecommunications: Relay Services

Telecommunications Relay Service (TRS) was created by Title IV of the Americans with Disabilities Act of 1990 (ADA). TRS allow a person who has a hearing or speech disability to access the nation’s telephone system to communicate with voice telephone users through a relay provider and a Communications Assistant (CA). Such a definition includes services that enable two-way communication between an individual who uses a text telephone (TTY or TT) or other non-voice terminal device and an individual who does not have such a device. CAs transmit or relay written communication from a text telephone or other non-voice terminal device to a person using a standard telephone. The person using the standard telephone speaks to the CA who transmits the message to the hearing impaired individual.

Nebraska relay is funded through a monthly surcharge on all telephone numbers or functional equivalent, including wireless lines. Since 1991, the highest surcharge authorized by the Commission was ten cents (\$.10), the lowest authorized surcharge is two cents (\$.02). The surcharge remains at its current two cent (\$.02) level.

The Prepaid Wireless Surcharge Act was passed by the Legislature in 2012. Beginning January 1, 2013, each retail seller of prepaid wireless telecommunication services began collecting the TRS surcharge directly from the consumer at the point-of-sale. The amount of the surcharge collected per retail transaction is based on an annual determination by the Nebraska Department of Revenue utilizing a formula of the amount of wireless prepaid surcharges established by finding the sum of the following:

- a. The percentage obtained by dividing the current annual Wireless E911 Surcharge by 50; and
- b. The percentage obtained by dividing the amount of the Nebraska TRS Fund Surcharge by 50.

Amounts collected are remitted by retailers to the Department of Revenue. The Department of Revenue then remits the collected amounts, less administrative costs not to exceed 2%, to the State Treasurer for credit to the Wireless E911 Fund and TRS Fund. For fiscal year 2015-16, total prepaid wireless remittances received for the TRS fund were \$47,581 compared to \$54,469 for fiscal year 2014-15.

Nebraska Specialized Equipment Program

In 1995, the Legislature created the Nebraska Specialized Telecommunications Equipment Program (NSTEP) which enables qualifying deaf, hard-of-hearing and/or speech-impaired citizens to obtain specialized telecommunications equipment at no expense, subject to certain program restrictions. Funded by the Relay Surcharge, expensive telecommunications equipment, such as text telephones, amplifiers, amplified telephones, signaling devices and speech-generating devices have been made available to deaf, hard-of-hearing and/or speech-impaired consumers. For fiscal year 2015-16, \$145,090 was expended by NSTEP and provided equipment to 491 households compared to \$128,138 to 424 households for fiscal year 2014-15. The Commission has included Sprint, Verizon and Viaero wireless on the list of participating providers giving consumers wireless device options through NSTEP. The Verizon and Viaero process allows an Applicant to redeem a NSTEP voucher at the wireless provider's retail store.

Federal Issues Impacting Telecommunications Relay Services

For information on issues at the federal level regarding relay service, please visit the FCC's website at: <http://www.fcc.gov/rulemaking/03-123-0> then follow, "Recent Commission Documents."

Telecommunications Relay Service Statistics

For fiscal year 2015-16, intrastate minutes of use for traditional TRS declined nearly 29% from the previous year. The decline the previous year was nearly 23%. Significant reductions in traditional relay minutes have continued since 1999. The declines in traditional relay minutes are a result of increased popularity of smartphones and other text-based capable devices, as well as Video Relay Service (VRS), Internet-Protocol (IP) services and Internet Protocol Caption Telephone services (IP CTS). For fiscal year 2015-16, the landline-based CapTel service experienced a decline of nearly 30% equating to an overall minutes of use decline of over 29%. For fiscal year 2014-15 CapTel minutes of use experienced a 22% decline compared to the previous fiscal year.

The following table displays selected historical statistics that reflect the operation of the Nebraska Relay System and NSTEP. Note that prepaid wireless receipts are included in the surcharge revenue totals beginning February 2013. For questions or other inquiries regarding the data provided, please contact the Communications Department of the Commission.

Telecommunications Relay Service

Selected Historical Statistics (Session Minutes/CapTel Conversation Minutes)

Data Period	Ave Call Length (Outbound)	Combined Traditional & STS Relay				Captioned Telephone Service (CapTel)			Monthly Activity Cost					Srchrge Rate (\$)
		Total Calls (Session)	Total Minutes of Use (Session)	Intrastate Minutes of Use (Session)	Average Conversation Length	Total Calls (Answered)	Total Minutes of Use (Conversation)	Intrastate Minutes of Use (Conversation)	TRS Prg. Trad'l (\$Amt.)	TRS Prg. CapTel (\$Amt.)	Total TRS Prg. (\$Amt.)	Total Equipment Program (\$)	Total Surcharge (\$Amt.)	
		Jul-14	3.85	4,452	8,289	7,395	3.03	8,214	24,894	18,202	12,128	32,581	44,709	
Aug-14	3.68	4,258	7,749	6,998	3.06	7,506	22,964	16,628	11,476	29,764	41,240	6,829	43,891	\$0.02
Sep-14	4.04	4,486	8,895	8,072	2.75	7,385	20,313	16,234	13,239	29,059	42,298	11,239	43,197	\$0.02
Oct-14	4.73	3,972	8,998	8,069	3.20	6,948	22,200	16,403	13,233	29,361	42,595	13,522	43,908	\$0.02
Nov-14	4.16	3,681	8,781	7,962	3.05	6,353	19,348	14,342	13,058	25,672	38,730	6,419	42,727	\$0.02
Dec-14	4.72	4,125	10,148	9,385	2.99	7,137	21,321	15,798	15,391	28,279	43,671	14,431	43,151	\$0.02
Jan-15	4.99	3,744	9,421	8,725	2.97	6,329	18,766	14,590	14,309	26,116	40,424	10,492	45,502	\$0.02
Feb-15	5.01	3,703	9,877	9,204	2.92	6,186	18,090	14,245	15,094	25,499	40,593	5,944	41,217	\$0.02
Mar-15	4.37	3,937	9,926	9,239	2.88	6,153	17,717	13,614	15,152	24,368	39,520	12,170	41,769	\$0.02
Apr-15	4.23	3,841	8,085	7,559	2.74	6,004	16,439	12,635	12,397	22,616	35,013	6,542	42,245	\$0.02
May-15	4.11	4,373	9,019	8,254	2.84	5,844	16,623	11,574	13,536	20,718	34,254	19,538	42,182	\$0.02
Jun-15	4.19	3,712	6,974	6,349	2.55	5,910	15,093	10,930	10,412	19,564	29,976	6,144	42,175	\$0.02
Jul-15	4.75	3,472	7,694	7,027	2.29	6,333	14,510	11,087	12,930	19,847	32,777	6,612	43,123	\$0.02
Aug-15	5.32	3,262	7,617	6,854	2.51	5,537	13,920	10,681	12,611	19,118	31,729	4,679	42,121	\$0.02
Sep-15	4.99	3,366	8,033	7,194	2.49	5,209	12,953	10,115	13,237	18,105	31,343	9,010	38,592	\$0.02
Oct-15	5.62	2,974	7,734	6,998	2.67	5,415	14,434	10,334	12,877	18,498	31,375	17,499	47,046	\$0.02
Nov-15	5.52	3,185	7,330	6,504	2.57	5,792	14,872	10,788	11,967	19,311	31,277	10,470	41,693	\$0.02
Dec-15	5.44	3,292	7,032	5,902	2.45	6,524	15,972	12,319	10,859	22,052	32,911	7,916	42,312	\$0.02
Jan-16	5.33	2,548	5,537	4,365	2.85	5,032	14,352	10,459	8,031	18,722	26,753	18,306	43,283	\$0.02
Feb-16	4.90	2,708	5,592	4,679	2.86	4,295	12,299	9,335	8,610	16,710	25,320	1,869	41,695	\$0.02
Mar-16	5.41	2,805	6,121	5,157	2.78	4,996	13,890	10,617	9,488	19,004	28,492	30,848	42,830	\$0.02
Apr-16	5.31	2,916	5,408	4,514	2.61	5,257	13,705	10,167	8,307	18,200	26,506	9,445	43,327	\$0.02
May-16	5.05	3,001	5,599	4,589	2.69	4,819	12,945	9,426	8,444	16,873	25,317	11,499	42,157	\$0.02
Jun-16	5.07	2,975	6,569	5,091	2.75	4,282	11,769	8,016	9,367	14,349	23,717	16,937	42,362	\$0.02

Area Code Overlay and Other Numbering Issues

The 531 Area Code has now been in use for over a year, following the Commission plan to make it available once the available NXX codes in Area Code 402 dropped below 10. This milestone was reached in June, 2014. Below is a summary of the NXX codes assigned and available as of August, 2016.

Area Code	NXX Codes Assigned	NXX Codes Available
308	421	355
402	781	0
531	30	746

Thousands Block Number Pooling

On February 24, 2006, the FCC granted the Commission's petition for authority to implement mandatory thousands-block number pooling in the 402 Area Code. The Commission used the authority granted to implement mandatory pooling in two steps.

On March 14, 2006, the Commission issued an order under Docket C-3049 implementing mandatory pooling in the rate centers served by Windstream Communications, CenturyLink and Frontier Communications d/b/a Citizens. Because these three carriers had been voluntarily participating in thousands block pooling, they were able to make the transition from voluntary pooling to mandatory pooling in the 155 rate centers they serve without any delay.

On May 3, 2006, the Commission conducted a workshop during which the NeuStar Pooling Administrator provided the remaining carriers in the 402 Area Code with information concerning the steps and typical time-line used when a rate center changes from voluntary pooling to mandatory pooling. Carriers were asked to review the proposed time line and provide feedback to the Commission by May 22, 2006. The Commission held a hearing on June 1, 2006, and sought comments on the prospect of designating all rate centers in the 402 Area Code as mandatory and a proposed implementation schedule for mandatory pooling in the remaining 94 rate centers. No parties submitted comments or testimony against designating the remaining 94 rate centers as mandatory pooling or proposed an alternate implementation date.

On June 27, 2006, the Commission issued an order under Docket C-3049 implementing mandatory pooling in the remaining 94 rate centers effective November 1, 2006. All carriers have completed the upgrade of their switches, have donated the excess blocks from their exchanges in the 402 Area Code, and are fully capable of participating in thousands block number pooling. Reports from the Pooling Administrator identify that voluntary and mandatory

pooling in Nebraska has resulted in the following donation and utilization of thousands-blocks in Nebraska as of August 28, 2014:

Area Code	Number of Rate Centers	Rate Centers with Pooling	Thousands – Blocks Retained	Thousands - Blocks Assigned	Thousands - Blocks Available	Estimated Full NPA-NXX Codes Saved
308	170	77	547	1292	531	103
402	281	275	1920	1852	1638	378
531	11	11	0	216	84	N/A

The Pooling Administrator estimates that 103 full codes in the 308 Area Code have been saved since the first thousands-blocks were donated in April 25, 2003. In the 402/531 Area Code, 378 full codes in have been saved by thousands-block number pooling since the first thousands-blocks were donated to the pool on October 31, 2001.

Local Number Portability

One of the benefits of thousands-block number pooling is the capability of implementing Local Number Portability (LNP). As carriers have upgraded their switching software to use numbering resources in blocks of a thousand, they have also gained the ability to support porting or moving an individual customer’s number between carriers at the request of the customer. All Nebraska exchanges are capable of supporting LNP.

The ability to port a number between traditional wireline carriers is called intra-modal portability. Porting a number between a wireline carrier and a wireless carrier is called inter-modal portability. For wireline and interconnected Voice Over Internet Protocol (VoIP) carriers telephone numbers can be ported from one carrier to another in the same rate center. Telephone numbers assigned in one rate center cannot be ported to a carrier in another rate center.

Because the coverage area assigned to wireless carriers by the FCC is different than the wireline rate centers, customers can port a wireline number to a wireless carrier if the coverage area of the wireless carrier overlays the rate center to which the wireline number is associated. Customers may even physically move to a different rate center and keep the same wireline phone number by porting their number to a wireless carrier as long as the wireless carrier has authority to provide coverage in the new rate center area. However, customers can only port wireless

numbers to a wireline carrier in the same rate center as the wireless carrier with whom they currently have service.

The FCC issued an Order on May 20, 2010, mandating that effective August 1, 2010, all simple ports should be completed within one business day unless more time is requested by the customer or the new carrier. Complex ports may take longer but should be completed within four business days.

Extended Area Service

Extended Area Service (EAS) allows customers in one exchange to place calls to and receive calls from another exchange, without paying additional long distance charges. The key points of the rules and regulations established by the Commission relating to EAS are:

- A petition seeking to establish EAS must contain the signatures of either 750 customers or 25% of the customers of the exchange, whichever is fewer.
- To determine if sufficient traffic exists to establish EAS. Certain traffic criteria must be met in at least 2 of the 3 most recent months for which data is available.
- A telephone company may file an Optional Enhanced Area Calling Plan (OEACP) as an alternative to EAS.
- If the minimum required signatures are obtained and there is sufficient traffic to meet the requirements, informational meetings must be held in the petitioning exchange to inform the public of the proposed rates for EAS and to assess the public's interest in receiving EAS.
- Following an unsuccessful attempt at implementing EAS, at least 12 months must lapse before additional attempts for EAS are made.
- When put to a vote, EAS must receive the support of more than 50% of voting customers in the exchange.

N11 Dialing Code

The FCC has designated various three-digit dialing, or "N11," codes for specific assigned purposes. The FCC granted state commissions the authority to implement the assigned N11 dialing codes. Nebraska has assigned the use of 211, 511, 711 and 811. Traditionally, 911 is reserved for access to emergency services, typically through a Public Service Answering Point (PSAP). For each N11 code, carriers may seek cost recovery for providing the service but must apply to the Commission for reimbursement. To date, no carriers have applied for cost recovery.

Information on specific N11 dialing codes implemented in Nebraska is provided in the following sections.

211 Dialing Code

The Commission assigned 211 to United Way of the Midlands for access to “First Call for Help.” First Call for Help connects people in need of social services assistance with the appropriate providers of such services. Dialing 211 does not result in any additional telephone charges for the customer. Nebraska now has statewide 211 dialing for First Call for Help.

311 Dialing Code

On July 1, 2011, the City of Omaha submitted an application to the Commission to be assigned the use of 311 for all Omaha city services. If assigned, dialing 311 within the City of Omaha would connect the caller to a city hotline offering assistance to residents and collecting suggestions, comments, complaints and requests in both English and Spanish. No other communities in Nebraska have requested the use of 311 dialing.

411 Dialing Code

411 is the nationally assigned access code for local directory services. When a consumer dials 411 they are connected with directory services for their local, wireless, or long distance service provider. Providers may charge a fee for use of the 411 service. Such fees and charges are established by tariff filings with the Commission.

511 Dialing Code

Weather reports and route specific road conditions can be obtained 24 hours a day for interstate and state highways throughout Nebraska by dialing 511 from any telephone in Nebraska. There is no charge to callers. The Nebraska State Patrol and Department of Roads manage this program.

611 Dialing Code

611 is assigned nationally as the access code for carriers repair service organizations.

711 Dialing Code

The FCC designated 711 as the dialing code for access to all Telecommunication Relay Services (TRS). The Commission opened Docket C-2417 to examine issues related to the implementation of 711 for access to TRS in Nebraska. On January 9, 2001, the Commission entered an order establishing June 29, 2001, as the implementation deadline for 711.

For more information on Nebraska TRS, see the previous section in this Part entitled Deaf and Hard-of-Hearing Telecommunications: Relay Services.

811 Dialing Code

Neb. Rev. Stat. §§76-2301 – 76-233 established the One-Call Notification System Act to prevent injury, property damage, and the interruption of utility services resulting from damage to underground facilities by excavating. The one-call notification system for digging has been termed, “Digger Hotline”. Since 1995, Diggers Hotline has been the link between those needing to excavate and the utility owners and operators of underground facilities. The Diggers Hotline center in Nebraska is located in Omaha with the State Fire Marshal’s Office overseeing and organizing the One-Call Notification System.

On March 14, 2005, the FCC designated 811 as the national abbreviated code for Diggers Hotline and delegated authority to states to address the technical and operation issues associated with the implementation of the 811 code.

On December 19, 2006, the Commission issued an order in Docket C-3479/PI-107, setting April 13, 2007, as the deadline for all carriers to implement the routing of 811 to Diggers Hotline and required all carriers to include 811 information in all directories published after April 1, 2007. 811 dialing has been implemented in all Nebraska telephone exchanges.

911 Dialing Code

911 is the nationally designated access code to Emergency Services. Detailed information on the state of 911 in Nebraska is found in Part IV of this report.

PART VI

Nebraska Telecommunications Carriers: Rates, Service Quality and Complaints



Trivia: This 1940s classic film starring Cary Grant and Rosalind Russell used iconic candlestick telephones in the newsroom as a newspaper editor uses every trick in the book to keep his ace reporter ex-wife from remarrying.

Answer: His Girl Friday

Fun Fact: To capture the film's fast-paced dialogue clearly, multiple microphones were used rather than one overhead boom mike. Since the microphones couldn't be turned on simultaneously, a sound technician had to switch from mike to mike on cue. Some scenes required as many as 35 switches.

Local Exchange Carriers

Nebraska Local Exchange Carriers, Rates & Lines Served

This section of the report provides information on local exchange carriers currently certificated to serve in Nebraska, the business and residential local rates charged by Nebraska carriers, and a listing of communities and the local carriers offering service in those communities.

The financial information submitted to the Commission regarding local exchange company earnings is not included in this report. Competition has been introduced into portions of this market and company-specific data may reveal competitively sensitive information. Thus, the annual reports filed by the local exchange companies remain available at the Commission for use by Commissioners and Commission staff. Portions of the reports that are not proprietary are available for public inspection.

The Telecommunications Act of 1996 provided for competition in the local exchange service market. For more information on the 1996 Act, see Part I of this report. The Commission has authorized a number of CLECs to compete with the incumbent local companies in Nebraska. The following table provides details on the local exchange market in Nebraska for the past two years.

	2014	2015	Change
Total Access Lines Served in the State	699,118	680,105	(2.7%)
Total Access Lines Served by ILECs	376,999	333,681	(6.2%)
Total Access Lines Served by CLECs	253,086	244,877	(3.2%)
Total Lines Served by a reporting VoIP provider	69,033	81,547	18.1%
Percentage of Total Access Lines Served by CLECs	36.2%	36.2%	0
Percent of Access Lines Having Competitive Alternatives	90.9%	93.0%	2.1%
Number of Access Lines Without Competitive Alternatives	63,276	47,297	(25.3%)
Total Number of Exchanges	450	450	
Total Number of Exchanges Without Competitive Alternatives	202	185	(3.5%)

As of December 31, 2015, 41 incumbent local exchange carriers (including cooperative telephone companies) and 105 competitive local exchange carriers have been certificated by the Commission to operate in Nebraska. Cox Nebraska Telcom, LLC, is the largest carrier with 151,736 access lines. The following table contains a listing of Nebraska carriers, the number of residential lines and business lines served by each carrier, and the current business and residential rates charged by those companies. The rates listed are for basic dial-tone service as of September 1, 2016, and exclude subscriber line charges, extended area service rates, and other optional charges.

Carriers	Residential Rates	Residential Lines Served	Business Rates	Business Lines Served
AT&T Communication of the Midwest	\$25.95	181	\$31.20	44,198
Action Communications, Inc.	VoIP	0	VoIP	19
Airespring, Inc.	\$18.15 (VoIP)	0	\$27.55 (VoIP)	67
Allo Communications	\$18.00	2,267	\$31.00	7,776
Applied Communications Technology Inc.	\$21.40	1	\$44.80	1
Arapahoe Telephone Company		1,261		524
Group 1:Arapahoe, Hendley, Holbrook	\$17.50		\$27.50	
Group 2:Brule, Farnam, Loomis, Overton	\$17.50		\$37.55	
Arlington Telephone Company	\$19.95	566	\$30.00	104
Benkelman Telephone Company	\$19.95	582	\$27.50	270
Big River Telephone Company, LLC	\$20.00	419	\$28.00	283
Blair Telephone Company	\$19.95	3,749	\$30.00	1,481
Broadview Networks, Inc.	\$18.15	0	\$30.00	58
Bullseye Telecom, Inc.	N/A	0	\$27.55	658
Cambridge Telephone Company	\$17.50	668	\$27.50	289
CenturyLink QC	\$20.46	51,117	\$31.00	62,169
Charter Advanced Services (NE), LLC	VoIP	24,392	VoIP	2,384
Citizens Telecommunications Company of Nebraska (d/b/a Frontier)	\$21.50	10,863	\$32.50	12,089
Clarks Telecommunications Company	\$17.50	513	\$27.50	122
Comtech21, LLC	N/A	0	N/A	1
Consolidated Telco, Inc.	\$19.95	734	\$27.50	329
Consolidated Telecom, Inc.	\$19.95	625	\$27.50	170
Consolidated Telephone Company	\$19.95	1,808	\$27.50	533
Cox Nebraska Telecom LLC	\$21.00	91,173	\$33.89	60,563
Cozad Telephone Company	\$19.95	925	\$29.95	619
Crexendo Business Solutions, Inc.	\$18.15	0	\$27.55	11
Curtis Telephone Company	\$19.95	334	\$27.50	164
Dalton Telephone Company	\$19.25	520	\$29.95	140
Diller Telephone Company	\$19.95	617	\$27.50	110
dishNET Wireline, LLC	35.00	1,101	N/A	0
Eastern Nebraska Telephone Company	\$19.95	1,473	\$30.00	823
Elsie Telecom, Inc.	\$19.25	100	\$29.95	34
FiberComm, Inc.	\$19.00	120	\$19.00	484
First Communications, LLC	\$31.00	146	\$27.55	0
Glenwood Network Services, Inc. (Keystone-Arthur)	\$17.50	305	\$27.50	68

Carriers	Residential Rates	Residential Lines Served	Business Rates	Business Lines Served
Glenwood Telecommunications, Inc.	\$19.95	360	\$29.95	11
Glenwood Telephone Membership Corporation	\$17.50	1,707	\$27.50	344
Granite Telecommunications	N/A	0	\$30.00	5,737
Great Plains Broadband, Inc.	\$35.00	348	\$35.00	241
Great Plains Communications	\$19.20	13,774	\$29.95	5,621
Hamilton Telephone Company	\$17.95	3,198	\$17.95	1,496
Hartington Telephone Company	\$17.50	872	\$27.50	402
Hartman Telephone Exchange	\$19.95	236	\$27.50	55
Hemingford Cooperative Telephone Company	\$19.90	532	\$27.50	156
Henderson Cooperative Telephone d/b/a Mainstay	\$17.50	602	\$27.50	209
Hershey Cooperative Telecom, Inc.	\$17.50	505	\$27.50	95
Hooper Telephone d/b/a Westel Systems	\$17.50	494	\$27.50	179
Huntel Cablevision, Inc. d/b/a American Broadband Nebraska Communications, Inc.	\$19.95	1,280	\$30.00	944
Ionex Communications North, Inc. Qwest Exchange	\$20.00	62	\$37.55	767
K&M Telephone Company	\$17.50	339	\$17.50	86
Level 3 Communications, LLC	VoIP	0	VoIP	10,897
Long Lines Siouland LLC	\$10.00	423	\$25.00	763
MCImetro Access Transmission Services	\$20.99	89	\$30.99	205
McLeodUSA Telecommunications Services, Inc. d/b/a Paetec Business Services	N/A	0	\$29.50	401
Matrix Telecom, Inc.	\$34.95	21	\$43.75	1
Metropolitan Telecommunications of Nebraska Inc.	N/A	0	\$27.55	1,394
Mitel Cloud Services, Inc.	\$18.15	0	\$27.55	315
Mobius Communications Company	\$17.50	881	\$27.50	0
Nebraska Technology & Telecommunications, Inc. (NT&T)		9,294		2,323
Group 1	\$18.15		\$27.55	
Group 2	\$17.50		\$27.50	
Group 3	\$17.50		\$30.10	
Group 4	\$17.50		\$30.10	
Group 5	\$17.50		\$30.10	
Group 6	\$17.50		\$30.10	
Nebraska Central Telephone Company	\$17.50	3,840	\$27.50	1,253
Northeast Nebraska Telephone Company	\$17.50	4,551	\$27.50	906
NOS Communications	\$18.15	0	\$32.84	2
Onvoy, LLC	VoIP	0	VoIP	7
PBN, LLC	\$17.50	0	\$20.45	90
Pierce Telephone Company, Inc.	\$17.50	914	\$20.45	322

Carriers	Residential Rates	Residential Lines Served	Business Rates	Business Lines Served
Pinpoint Communications Inc.	\$17.50	682	\$27.50	207
Plainview Telephone Company	\$19.95	627	\$27.50	220
Quantumshift Communications, Inc.	N/A	0	32.84	12
Rock County Telephone Company	\$19.95	498	\$30.00	179
Sodtown Telephone Company	\$17.50	59	\$17.50	5
Southeast Nebraska Telephone Company	\$17.50	1,854	\$27.50	675
Stanton Telephone Company, Inc.	\$17.50	746	\$27.50	185
Talk America Services, LLC	\$19.95	100		0
TCG Omaha	N/A	0	\$42.55	4,964
Three River Communications, LLC	\$18.00	425	\$27.50	269
Three River Telco	\$20.00	876	\$27.50	189
Time Warner Cable	N/A	33,253	N/A	6,714
TNCI Operating Company, LLC	N/A	0	\$22.00	61
tw telecom data services, LLC	VoIP	0	VoIP	229
United Telephone Co. of the West (d/b/a CenturyLink)	\$19.25	5,215	\$30.00	2,622
Velocity The Greatest Phone Company Ever, Inc.	\$18.15	0	\$27.55	2
Wauneta Telephone Company	\$19.95	356	\$27.50	122
Windstream Nebraska, Inc.	\$17.50	77,707	\$31.99	62,060
Windstream Communications of the Midwest, Inc.	\$16.00	0	\$37.00	6,290
XO Communications Services, LLC	N/A	0	29.35	57

Listing of Nebraska Communities & Serving Companies

Note: This list is not intended to be an exhaustive list but reflects the best of the PSC’s knowledge.

COMMUNITIES	COMPANIES SERVING	COMMUNITIES	COMPANIES SERVING
ADAMS	Windstream Nebraska, Inc.		Metropolitan Telecommunications of Nebraska
	Nebraska Technology & Telecommunications		Nebraska Technology & Telecommunications
AINSWORTH	Qwest Corporation dba CenturyLink QC		Pinpoint Communications
	AT&T	AMHERST	Citizens Telecommunications
	dishNET Wireline, LLC		Charter Fiberlink-Nebraska, LLC (VOIP)
	Ionex Communications		Granite Telecommunications LLC
	Metropolitan Telecommunications of Nebraska		Nebraska Technology & Telecommunications
	Nebraska Technology & Telecommunications	ANSELMO	Consolidated Telephone Co.
	Three Rivers Communications, LLC	ANSLEY	Nebraska Central Telephone Company
ALBION	Citizens Telecommunications	ARAPAHOE	Arapahoe Telephone Company
	Big River Telephone Company, LLC (VOIP)		Applied Communication Tech
	Bullseye Telecom, Inc.		Level 3 Communications, LLC
	Granite Telecommunications LLC	ARCADIA	Nebraska Central Telephone Company
	Metropolitan Telecommunications of Nebraska	ARCHER	Great Plains Communications, Inc.
	Nebraska Technology & Telecommunications	ARLINGTON	Arlington Telephone Company
ALDA	Talk America Services, LLC	ARNOLD	Great Plains Communications, Inc.
ALEXANDRIA	Windstream Nebraska, Inc.	ARTHUR	Consolidated Telephone Co.
	Nebraska Technology & Telecommunications	ASHBY	Consolidated Telephone Co.
ALLEN	Northeast Nebraska Telephone Company	ASHLAND	Windstream Nebraska, Inc.
ALLIANCE	Qwest Corporation dba CenturyLink QC		Charter Fiberlink-Nebraska, LLC (VOIP)
	Allo Communications		Granite Telecommunications LLC
	BullsEye Telecom Inc.		Ionex Communications
	Charter Fiberlink-Nebraska, LLC (VOIP)		Nebraska Technology & Telecommunications
	dishNet Wireline, LLC	ASHTON	Nebraska Central Telephone Company
	First Communications, LLC	ATKINSON	Qwest Corporation dba CenturyLink QC
	Granite Telecommunications LLC		dishNET Wireline, LLC
	Ionex Communications		Granite Telecommunications LLC
	Matrix Telecom, Inc.		Ionex Communications
	Metropolitan Telecommunications of Nebraska		Level 3 Communications, LLC
	Mobius Communications		Nebraska Technology & Telecommunications
	Nebraska Technology & Telecommunications	ATLANTA	Qwest Corporation dba CenturyLink QC
ALMA	Citizens Telecommunications		dishNET Wireline, LLC
	Bullseye Telecom, Inc.		Granite Telecommunications LLC
	Granite Telecommunications LLC		Nebraska Technology & Telecommunications
	Level 3 Communications, LLC		Pinpoint Communications

COMMUNITIES	COMPANIES SERVING	COMMUNITIES	COMPANIES SERVING
AUBURN	Windstream Nebraska, Inc.		Metropolitan Telecommunications of Nebraska
	Granite Telecommunications LLC		Nebraska Technology & Telecommunications
	Metropolitan Telecommunications of Nebraska	BEAVER CROSSING	Windstream Nebraska, Inc.
	Nebraska Technology & Telecommunications		Nebraska Technology & Telecommunications
	Time Warner Cable Information Services (VOIP)	BEEMER	Great Plains Communications, Inc.
AURORA	Hamilton Telephone Company	BELDON	Eastern Nebraska Telephone Company
AVOCA	Windstream Nebraska, Inc.	BELGRADE	Great Plains Communications, Inc.
	Nebraska Technology & Telecommunications	BELLEVUE	Qwest Corp. dba CenturyLink QC
AXTELL	Qwest Corp. dba CenturyLink QC	BELLWOOD	Windstream Nebraska, Inc.
	Charter Fiberlink-Nebraska, LLC (VOIP)		Nebraska Technology & Telecommunications
	Granite Telecommunications LLC	BENEDICT	Windstream Nebraska, Inc.
	Nebraska Technology & Telecommunications		Granite Telecommunications LLC
BANCROFT	Great Plains Communications, Inc.		Nebraska Technology & Telecommunications
BARNESTON	Windstream Nebraska, Inc.	BENKELMAN	Benkelman Telephone Company
	Nebraska Technology & Telecommunications	BENNET	Windstream Nebraska, Inc.
BARTLETT	Northeast Nebraska Telephone Company		Granite Telecommunications LLC
BARTLEY	Cambridge Telephone Company		Nebraska Technology & Telecommunications
BASSETT	Rock County Telephone Company	BENNINGTON	Qwest Corporation dba CenturyLink QC
BATTLE CREEK	Citizens Telecommunications		dishNET Wireline, LLC
	Bullseye Telecom, Inc.		Granite Telecommunications LLC
	Granite Telecommunications LLC		Nebraska Technology & Telecommunications
	Nebraska Technology & Telecommunications	BERTRAND	Citizens Telecommunications
	TNCI Operating Company, LLC		Granite Telecommunications LLC
BAYARD	United Telephone Company of the West dba CenturyLink		Nebraska Technology & Telecommunications
	BullsEye Telecom Inc.	BIG SPRINGS	Qwest Corporation dba CenturyLink QC
	Charter Fiberlink-Nebraska, LLC (VOIP)		Allo Communications
	Granite Telecommunications LLC		BullsEye Telecom Inc.
	Ionex Communications		dishNET Wireline, LLC
	Level 3 Communications, LLC		Granite Telecommunications LLC
BEATRICE	Windstream Nebraska, Inc.		Matrix Telecom, Inc.
	Charter Fiberlink-Nebraska, LLC (VOIP)		Metropolitan Telecommunications of Nebraska
	Granite Telecommunications LLC		Nebraska Technology & Telecommunications
	Ionex Communications North, Inc.	BINGHAM	Consolidated Telephone Co.
	Level 3 Communications, LLC	BLADEN	Glenwood Telephone Membership Corp.
	Metropolitan Telecommunications of Nebraska	BLAIR	Blair Telephone Company
	Nebraska Technology & Telecommunications		AT&T
BEAVER CITY	Citizens Telecommunications		Ionex Communications
	Granite Telecommunications LLC		Level 3 Communications, LLC

COMMUNITIES	COMPANIES SERVING	COMMUNITIES	COMPANIES SERVING
BLOOMFIELD	Great Plains Communications, Inc.		Level 3 Communications, LLC
	Level 3 Communications, LLC		Metropolitan Telecommunications of Nebraska
BLOOMINGTON	Citizens Telecommunications		Nebraska Technology & Telecommunications
	Granite Telecommunications LLC	BROWNLEE	Consolidated Telephone Co.
BLUE SPRINGS	Windstream Nebraska, Inc.	BROWNVILLE	Windstream Nebraska, Inc.
BLUE HILL	Glenwood Telephone Membership Corp.		Nebraska Technology & Telecommunications
BOELUS	Nebraska Central Telephone Company	BRULE	Arapahoe Telephone Company
BRADSHAW	Windstream Nebraska, Inc.	BRUNING	Windstream Nebraska, Inc.
	Nebraska Technology & Telecommunications		Granite Telecommunications, LLC
BRADY	Consolidated Telecom, Inc.		Nebraska Technology & Telecommunications
	Level 3 Communications, LLC	BRUNO	Windstream Nebraska, Inc.
BRAINARD	Windstream Nebraska, Inc.		Granite Telecommunications LLC
	Level 3 Communications, LLC		Level 3 Communications, LLC
	Nebraska Technology & Telecommunications	BRUNSWICK	Nebraska Technology & Telecommunications
BREWSTER	Consolidated Telephone Co.		Citizens Telecommunications
BRIDGEPORT	Qwest Corporation dba CenturyLink QC	BURCHARD	Windstream Nebraska, Inc.
	Allo Communications		Nebraska Technology & Telecommunications
	BullsEye Telecom Inc.	BURR	Windstream Nebraska, Inc.
	Charter Fiberlink-Nebraska, LLC (VOIP)		Nebraska Technology & Telecommunications
	dishNET Wireline, LLC	BURWELL	Nebraska Central Telephone Company
	Granite Telecommunications LLC		Level 3 Communications, LLC
	Metropolitan Telecommunications of Nebraska	BUSHNELL	Dalton Telephone Company
	Mobius Communications	BUTTE	Northeast Nebraska Telephone Company
	Nebraska Technology & Telecommunications		Level 3 Communications, LLC
BRISTOW	Northeast Nebraska Telephone Company	BYRON	Great Plains Communications, Inc.
BROADWATER	United Telephone Company of the West dba CenturyLink	CAIRO	Qwest Corporation dba CenturyLink QC
	Granite Telecommunications LLC		Charter Fiberlink-Nebraska, LLC (VOIP)
BROCK	Windstream Nebraska, Inc.		Granite Telecommunications, LLC
	Nebraska Technology & Telecommunications		Ionex Communications
BROKEN BOW	Qwest Corporation dba CenturyLink QC		Nebraska Technology & Telecommunications
	Allo Communications	CALLAWAY	Great Plains Communications, Inc.
	AT&T	CAMBRIDGE	Cambridge Telephone Company
	BullsEye Telecom Inc.	CAMPBELL	Glenwood Telephone Membership Corp.
	dishNET Wireline, LLC	CARLETON	Windstream Nebraska, Inc.
	Granite Telecommunications LLC	CEDAR BLUFFS	Windstream Nebraska, Inc.
	Great Plains Broadband, Inc. (VOIP)		Nebraska Technology & Telecommunications
	Matrix Telecom, Inc.		Time Warner Cable Information Services (VOIP)
	Ionex Communications	CEDAR RAPIDS	Great Plains Communications, Inc.

COMMUNITIES	COMPANIES SERVING	COMMUNITIES	COMPANIES SERVING
CENTER	Great Plains Communications, Inc.		Nebraska Technology & Telecommunications
CENTRAL CITY	Qwest Corporation dba CenturyLink QC	CLATONIA	Windstream Nebraska, Inc.
	Allo Communications		Granite Telecommunications LLC
	AT&T	CLAY CENTER	Windstream Nebraska, Inc.
	Big River Telephone Company, LLC (VOIP)		Granite Telecommunications LLC
	BullsEye Telecom Inc.		Metropolitan Telecommunications of Nebraska
	dishNET Wireline, LLC		Nebraska Technology & Telecommunications
	Granite Telecommunications, LLC	CLEARWATER	Northeast Nebraska Telephone Company
	Ionex Communications	CODY	Great Plains Communications, Inc.
	Level 3 Communications, LLC	COLERIDGE	Northeast Nebraska Telephone Company
	Matrix Telecom, Inc.	COLON	Windstream Nebraska, Inc.
	Metropolitan Telecommunications of Nebraska		Nebraska Technology & Telecommunications
	Nebraska Technology & Telecommunications	COLUMBUS	Citizens Telecommunications
CERESCO	Windstream Nebraska, Inc.		AT&T
	Granite Telecommunications, LLC		Big River Telephone Company, LLC (VOIP)
	Level 3 Communications, LLC		BullsEye Telecom Inc.
	Nebraska Technology & Telecommunications		First Communications, LLC
CHADRON	Qwest Corporation dba CenturyLink QC		Granite Telecommunications LLC
	Allo Communications		Level 3 Communications, LLC
	BullsEye Telecom Inc.		Metropolitan Telecommunications of Nebraska
	dishNET Wireline, LLC		Nebraska Technology & Telecommunications
	Granite Telecommunications, LLC		Time Warner Cable Information Services (VOIP)
	Great Plains Broadband, Inc. (VOIP)		tw telecom data services LLC
	Ionex Communications	COMSTOCK	Nebraska Central Telephone Company
	Level 3 Communications, LLC	COOK	Windstream Nebraska, Inc.
	Metropolitan Telecommunications of Nebraska		Level 3 Communications, LLC
	Mobius Communications		Nebraska Technology & Telecommunications
	Nebraska Technology & Telecommunications	CORDOVA	Windstream Nebraska, Inc.
CHAMBERS	K & M Telephone Company, Inc.		Nebraska Technology & Telecommunications
CHAPMAN	Great Plains Communications, Inc.	CORTLAND	Windstream Nebraska, Inc.
CHAPPELL	United Telephone Company of the West dba CenturyLink		Nebraska Technology & Telecommunications
	Granite Telecommunications, LLC	COTESFIELD	Great Plains Communications, Inc.
CHESTER/HUBBELL/REYNOLDS	Great Plains Communications, Inc.	COZAD	Cozad Telephone Company
CLARKS	Clarks Telecommunications Co.	CRAB ORCHARD	Windstream Nebraska, Inc.
CLARKSON	Qwest Corporation dba CenturyLink QC		Nebraska Technology & Telecommunications
	dishNET Wireline, LLC	CRAIG	Northeast Nebraska Telephone Company
	Granite Telecommunications LLC	CRAWFORD/WHITNEY	Qwest Corporation dba CenturyLink QC
	Metropolitan Telecommunications of Nebraska		

COMMUNITIES	COMPANIES SERVING	COMMUNITIES	COMPANIES SERVING
	Allo Communications	DAWSON	Windstream Nebraska, Inc.
	BullsEye Telecom Inc.		Nebraska Technology & Telecommunications
	dishNET Wireline, LLC	DAYKIN	Windstream Nebraska, Inc.
	Granite Telecommunications LLC		Nebraska Technology & Telecommunications
	Ionex Communications	DECATUR	Northeast Nebraska Telephone Company
	Level 3 Communications, LLC	DENTON	Windstream Nebraska, Inc.
	Metropolitan Telecommunications of Nebraska		Level 3 Communications, LLC
	Mobius Communications		Nebraska Technology & Telecommunications
	Nebraska Technology & Telecommunications		Time Warner Cable Information Services (VOIP)
CREIGHTON	Great Plains Communications, Inc.	DESHLER	Great Plains Communications, Inc.
	First Communications, LLC	DEWEESE	Windstream Nebraska, Inc.
CRESTON	See Humphrey		Granite Telecommunications LLC
CRETE	Windstream Nebraska, Inc.		Nebraska Technology & Telecommunications
	Granite Telecommunications LLC	DEWITT	Windstream Nebraska, Inc.
	Level 3 Communications, LLC		Granite Telecommunications LLC
	Nebraska Technology & Telecommunications		Level 3 Communications, LLC
	Time Warner Cable Information Services (VOIP)		Nebraska Technology & Telecommunications
CROFTON	Great Plains Communications, Inc.	DILLER	Diller Telephone Company, Inc.
CROOKSTON	Great Plains Communications, Inc.	DIX	Dalton Telephone Company
CULBERTSON	Great Plains Communications, Inc.	DIXON	Northeast Nebraska Telephone Company
CURTIS	Curtis Telephone Company, Inc.	DODGE	Great Plains Communications, Inc.
DAKOTA CITY	Qwest Corporation dba CenturyLink QC		Level 3 Communications, LLC
	dishNET Wireline, LLC	DONIPHAN	Hamilton Telephone Company
	Level 3 Communications, LLC		Level 3 Communications, LLC
DALTON	Dalton Telephone Company	DORCHESTER	Windstream Nebraska, Inc.
DANBURY	Hartman Telephone Exchanges, Inc.		Nebraska Technology & Telecommunications
DANNEBROG	Nebraska Central Telephone Company	DOUGLAS	Windstream Nebraska, Inc.
DAVENPORT	Windstream Nebraska, Inc.		Nebraska Technology & Telecommunications
	Granite Telecommunications, LLC	DUBOIS	Windstream Nebraska, Inc.
	Nebraska Technology & Telecommunications		Nebraska Technology & Telecommunications
DAVEY	Windstream Nebraska, Inc.	DUNBAR	Windstream Nebraska, Inc.
	Nebraska Technology & Telecommunications		Nebraska Technology & Telecommunications
DAVID CITY	Windstream Nebraska, Inc.	DUNCAN	Citizens Telecommunications
	Granite Telecommunications LLC		Granite Telecommunications LLC
	Level 3 Communications, LLC	DUNNING	Consolidated Telephone Co.
	Metropolitan Telecommunications of Nebraska	DWIGHT	Windstream Nebraska, Inc.
	Nebraska Technology & Telecommunications		Nebraska Technology & Telecommunications
	Time Warner Cable Information Services (VOIP)	EAGLE	Windstream Nebraska, Inc.

COMMUNITIES	COMPANIES SERVING	COMMUNITIES	COMPANIES SERVING
	Metropolitan Telecommunications of Nebraska		Metropolitan Telecommunications of Nebraska
	Nebraska Technology & Telecommunications		Nebraska Technology & Telecommunications
EDGAR	Windstream Nebraska, Inc.	EMERALD	Windstream Nebraska, Inc.
	Granite Telecommunications LLC	EMERSON	Qwest Corporation dba CenturyLink QC
	Nebraska Technology & Telecommunications		dishNET Wireline, LLC
EDISON	Citizens Telecommunications		Granite Telecommunications LLC
	Granite Telecommunications LLC		Huntel Cablevision (VOIP)
	Nebraska Technology & Telecommunications		Nebraska Technology & Telecommunications
ELBA	Nebraska Central Telephone Company	ERICSON	Nebraska Central Telephone Company
ELGIN	Great Plains Communications, Inc.	EUSTIS	Consolidated Telecom, Inc.
	Level 3 Communications, LLC	EWING	Great Plains Communications, Inc.
ELK CREEK	Windstream Nebraska, Inc.	EXETER	Windstream Nebraska, Inc.
	Granite Telecommunications LLC		Granite Telecommunications LLC
	Nebraska Technology & Telecommunications		Nebraska Technology & Telecommunications
ELKHORN/WATERLOO	Qwest Corp. dba CenturyLink QC	FAIRBURY	Windstream Nebraska, Inc.
	Bullseye Telecom Inc.		Granite Telecommunications LLC
	dishNET Wireline, LLC		Level 3 Communications, LLC
	Granite Telecommunications LLC		Metropolitan Telecommunications of Nebraska
	Ionex Communications North, Inc.		Nebraska Technology & Telecommunications
	McLeodUSA		Time Warner Cable Information Services (VOIP)
	MCImetro Access Transmission Service LLC	FAIRFIELD	Windstream Nebraska, Inc.
	Nebraska Technology & Telecommunications		Granite Telecommunications LLC
	Onvoy, LLC		Nebraska Technology & Telecommunications
ELM CREEK/ODESSA	Qwest Corporation dba CenturyLink QC	FAIRMONT	Windstream Nebraska, Inc.
	Charter Fiberlink-Nebraska, LLC (VOIP)		Granite Telecommunications, LLC
	dishNET Wireline, LLC		Nebraska Technology & Telecommunications
	Granite Telecommunications LLC	FALLS CITY	Southeast Nebraska Telephone Company
	Ionex Communications		Level 3 Communications, LLC
	Level 3 Communications, LLC		Time Warner Cable Information Services (VOIP)
	Metropolitan Telecommunications of Nebraska	FARNAM	Arapahoe Telephone Company
	Nebraska Technology & Telecommunications	FARWELL	Qwest Corporation dba CenturyLink QC
ELMWOOD	Windstream Nebraska, Inc.		Allo Communications
	Nebraska Technology & Telecommunications		Granite Telecommunications LLC
ELSIE	Elsie Communications, Inc.		Nebraska Technology & Telecommunications
ELWOOD	Qwest Corporation dba CenturyLink QC	FILLEY	Windstream Nebraska, Inc.
	Allo Communications		Granite Telecommunications LLC
	Charter Fiberlink-Nebraska, LLC (VOIP)		Nebraska Technology & Telecommunications
	Granite Telecommunications LLC	FIRTH	Windstream Nebraska, Inc.

COMMUNITIES	COMPANIES SERVING	COMMUNITIES	COMPANIES SERVING
	Granite Telecommunications, LLC		Metropolitan Telecommunications of Nebraska
	Nebraska Technology & Telecommunications		Nebraska Technology & Telecommunications
FORT CALHOUN	Blair Telephone Company	FUNK	Glenwood Telephone Membership Corp.
	Level 3 Communications, LLC	GARLAND	Windstream Nebraska, Inc.
FRANKLIN	Citizens Telecommunications		Nebraska Technology & Telecommunications
	Bullseye Telecom, Inc.	GENEVA	Windstream Nebraska, Inc.
	Granite Telecommunications LLC		Granite Telecommunications LLC
	Level 3 Communications, LLC		Ionex Communications North, Inc.
	Metropolitan Telecommunications of Nebraska		Level 3 Communications, LLC
	Nebraska Technology & Telecommunications		Metropolitan Telecommunications of Nebraska
FREMONT	Qwest Corporation dba CenturyLink QC		Nebraska Technology & Telecommunications
	AT&T	GENOA	Citizens Telecommunications
	BullsEye Telecom Inc.		Big River Telephone Company, LLC (VOIP)
	dishNET Wireline, LLC		Granite Telecommunications LLC
	First Communications, LLC		Nebraska Technology & Telecommunications
	Granite Telecommunications LLC	GERING	United Telephone Company of the West dba CenturyLink
	Great Plains Broadband, Inc. (VOIP)		Allo Communications
	Huntel Cablevision (VOIP)		BullsEye Telecom Inc.
	Ionex Communications		Charter Fiberlink-Nebraska, LLC (VOIP)
	Matrix Telecom, Inc.		Granite Telecommunications LLC
	Level 3 Communications, LLC		Level 3 Communications, LLC
	McLeodUSA		Metropolitan Telecommunications of Nebraska
	MCImetro Access Transmission Service LLC	GIBBON	Nebraska Central Telephone Company
	Metropolitan Telecommunications of Nebraska		Level 3 Communications, LLC
	Nebraska Technology & Telecommunications	GILTNER	Hamilton Telephone Company
	Orbitcom Inc.	GLENVIL	Windstream Nebraska, Inc.
	Time Warner Cable Information Services (VOIP)		Granite Telecommunications LLC
	Trans National Communications International, Inc.		Nebraska Technology & Telecommunications
	Windstream of the MidWest Inc	GORDON	Great Plains Communications, Inc.
FRIEND	Windstream Nebraska, Inc.	GOTHENBURG	Qwest Corporation dba CenturyLink QC
	Granite Telecommunications LLC		Allo Communications
	Nebraska Technology & Telecommunications		BullsEye Telecom Inc.
FULLERTON	Qwest Corporation dba CenturyLink QC		Charter Fiberlink-Nebraska, LLC (VOIP)
	Big River Telephone Company, LLC (VOIP)		dishNET Wireline, LLC
	dishNET Wireline, LLC		Granite Telecommunications LLC
	Granite Telecommunications LLC		Matrix Telecom, Inc.
	Ionex Communications		Nebraska Technology & Telecommunications
			Pinpoint Communications, Inc.

COMMUNITIES	COMPANIES SERVING	COMMUNITIES	COMPANIES SERVING
GRAFTON	Windstream Nebraska, Inc.		Nebraska Technology & Telecommunications
	Nebraska Technology & Telecommunications	GUIDE ROCK	Windstream Nebraska, Inc.
GRAND ISLAND	Qwest Corporation dba CenturyLink QC		Nebraska Technology & Telecommunications
	Allo Communications	GURLEY	Dalton Telephone Company
	AT&T	HADAR	dishNET Wireline, LLC
	Broadview Networks, Inc.		Level 3 Communications, LLC
	BullsEye Telecom Inc.	HAIGLER	Hartman Telephone Exchanges, Inc.
	Charter Fiberlink-Nebraska, LLC (VOIP)	HALLAM	Windstream Nebraska, Inc.
	dishNET Wireline, LLC		Granite Telecommunications LLC
	First Communications, LLC		Nebraska Technology & Telecommunications
	Granite Telecommunications LLC	HALSEY	Consolidated Telephone Co.
	Ionex Communications	HAMPTON	Hamilton Telephone Company
	MCI metro Access Transmission Service LLC	HANSON	Windstream Nebraska, Inc.
	Matrix Telecom, Inc.		Granite Telecommunications LLC
	Metropolitan Telecommunications of Nebraska		Nebraska Technology & Telecommunications
	Nebraska Technology & Telecommunications	HARBINE	Diller Telephone Company, Inc.
	TCG Omaha	HARDY	Windstream Nebraska, Inc.
	Talk America Services, LLC		Nebraska Technology & Telecommunications
	Trans National Communications International, Inc.	HARRISON	Qwest Corporation dba CenturyLink QC
	Windstream of the MidWest Inc		Allo Communications
	XO Communications Services, LLC		dishNET Wireline, LLC
GRANT	Great Plains Communications, Inc.		Granite Telecommunications LLC
GREELEY	Citizens Telecommunications		Matrix Telecom, Inc.
	Nebraska Technology & Telecommunications		Mobius Communications
GREENWOOD	Windstream Nebraska, Inc.		Nebraska Technology & Telecommunications
	Charter Fiberlink-Nebraska, LLC (VOIP)	HARTINGTON	Hartington Telecommunications Co., Inc.
	Granite Telecommunications LLC		Level 3 Communications, LLC
	Level 3 Communications, LLC	HARVARD	Windstream Nebraska, Inc.
	Nebraska Technology & Telecommunications		Granite Telecommunications LLC
GRESHAM	Windstream Nebraska, Inc.		Nebraska Technology & Telecommunications
	Nebraska Technology & Telecommunications	HASTINGS	Windstream Nebraska, Inc.
GRETNA	Qwest Corporation dba CenturyLink QC		AT&T
	Bullseye Telecom Inc.		Charter Fiberlink-Nebraska, LLC (VOIP)
	dishNET Wireline, LLC		Glenwood Telecommunications, Inc.
	Granite Telecommunications LLC		Granite Telecommunications LLC
	Ionex Communications North, Inc.		Ionex Communications North, Inc.
	Level 3 Communications, LLC		Level 3 Communications, LLC
	MCI metro Access Transmission Service LLC		Metropolitan Telecommunications of Nebraska

COMMUNITIES	COMPANIES SERVING	COMMUNITIES	COMPANIES SERVING
	Nebraska Technology & Telecommunications		dishNET Wireline, LLC
HAY SPRINGS	Great Plains Communications, Inc.		Granite Telecommunications LLC
HAYES CENTER	Great Plains Communications, Inc.		Nebraska Technology & Telecommunications
HEARTWELL	Citizens Telecommunications	HOOPER	Hooper Telephone Company
	BullsEye Telecom Inc.	HORDVILLE	Hamilton Telephone Company
	Pinpoint Communications, Inc.	HOSKINS	Pierce Telephone Company, Inc.
HEBRON	Windstream Nebraska, Inc.	HOWELLS	Qwest Corporation dba CenturyLink QC
	Granite Telecommunications LLC		dishNET Wireline, LLC
	Metropolitan Telecommunications of Nebraska		Granite Telecommunications LLC
	Nebraska Technology & Telecommunications		Ionex Communications
HEMINGFORD	Hemingford Cooperative Telephone Company		Nebraska Technology & Telecommunications
HENDERSON	Henderson Cooperative Telephone	HUBBELL	Great Plains Communications, Inc.
	Level 3 Communications, LLC	HUMBOLT	Windstream Nebraska, Inc.
HENDLEY	Arapahoe Telephone Company		Nebraska Technology & Telecommunications
HERMAN	Great Plains Communications, Inc.		Time Warner Cable Information Services (VOIP)
	Level 3 Communications, LLC	HUMPHREY/CRESTON	Qwest Corporation dba CenturyLink QC
HERSHEY	Hershey Cooperative Telephone		Big River Telephone Company, LLC (VOIP)
	Level 3 Communications, LLC		dishNET Wireline, LLC
HICKMAN	Windstream Nebraska, Inc.		Granite Telecommunications LLC
	Granite Telecommunications LLC		Ionex Communications
	Nebraska Technology & Telecommunications		Matrix Telecom, Inc.
HILDRETH	Citizens Telecommunications		McLeodUSA
HOLBROOK	Arapahoe Telephone Company		Nebraska Technology & Telecommunications
HOLDREGE	Qwest Corporation dba CenturyLink QC	HYANNIS	Consolidated Telephone Co.
	Allo Communications	IMPERIAL	Great Plains Communications, Inc.
	AT&T	INDIANOLA	Great Plains Communications, Inc.
	Bullseye Telecom Inc.	INMAN	K & M Telephone Company, Inc.
	Charter Fiberlink-Nebraska, LLC (VOIP)	ITHACA	Windstream Nebraska, Inc.
	dishNET Wireline, LLC		Nebraska Technology & Telecommunications
	Glenwood Telecommunications, Inc.	JACKSON	Northeast Nebraska Telephone Company
	Granite Telecommunications LLC	JANSEN	Windstream Nebraska, Inc.
	Ionex Communications		Nebraska Technology & Telecommunications
	Level 3 Communications, LLC	JOHNSON	Windstream Nebraska, Inc.
	Metropolitan Telecommunications of Nebraska		Granite Telecommunications LLC
	Nebraska Technology & Telecommunications		Nebraska Technology & Telecommunications
	Pinpoint Communications	JOHNSTON	Three River Telco
HOLSTEIN	Glenwood Telephone Membership Corp.	JULIAN	Windstream Nebraska, Inc.
HOMER	Qwest Corporation dba CenturyLink QC	JUNIATA	Windstream Nebraska, Inc.
	AT&T		

COMMUNITIES	COMPANIES SERVING	COMMUNITIES	COMPANIES SERVING
	Charter Fiberlink-Nebraska, LLC (VOIP)	LEWELLEN	United Telephone Company of the West dba CenturyLink
	Glenwood Telecommunications, Inc.		Granite Telecommunications LLC
	Granite Telecommunications LLC	LEXINGTON	Qwest Corporation dba CenturyLink QC
	Nebraska Technology & Telecommunications		Allo Communications
KEARNEY	Citizens Telecommunications		AT&T
	AT&T		BullsEye Telecom Inc.
	BullsEye Telecom Inc.		Charter Fiberlink-Nebraska, LLC (VOIP)
	Charter Fiberlink-Nebraska, LLC (VOIP)		dishNET Wireline, LLC
	Granite Telecommunications LLC		Granite Telecommunications LLC
	Ionex Communications North, Inc.		Ionex Communications
	Level 3 Communications, LLC		Level 3 Communications, LLC
	Metropolitan Telecommunications of Nebraska		Metropolitan Telecommunications of Nebraska
	Nebraska Technology & Telecommunications		Nebraska Technology & Telecommunications
	Windstream of the MidWest Inc		Trans National Communications International, Inc.
KENESAW	Windstream Nebraska, Inc.	LIBERTY	Windstream Nebraska, Inc.
	Glenwood Telecommunications, Inc.		Nebraska Technology & Telecommunications
	Granite Telecommunications, LLC	LINCOLN/EMERALD	Windstream Nebraska, Inc.
	Nebraska Technology & Telecommunications		AT&T
KENNARD	Blair Telephone Company		Airespring, Inc.
KEYSTONE	Keystone - Arthur Telephone Company		Broadview Networks, Inc.
KILGORE	Great Plains Communications, Inc.		Bullseye Telecom Inc.
KIMBALL	United Telephone Company of the West dba CenturyLink		Granite Telecommunications LLC
	BullsEye Telecom Inc.		Ionex Communications North, Inc.
	Charter Fiberlink-Nebraska, LLC (VOIP)		Level 3 Communications North, Inc.
	Granite Telecommunications LLC		Metropolitan Telecommunications of Nebraska
	Level 3 Communications, LLC		Mitel NetSolutions, Inc. (VOIP)
LAUREL	Qwest Corporation dba CenturyLink QC		Nebraska Technology & Telecommunications
	AT&T		NOS Communications
	dishNET Wireline, LLC		TNCI Operating Company, LLC
	Granite Telecommunications LLC		Time Warner Cable Information Services (VOIP)
	Huntel Cablevision (VOIP)		tw telecom data services LLC
	Nebraska Technology & Telecommunications	LINDSAY	Citizens Telecommunications
LAVISTA	Qwest Corporation dba CenturyLink QC		Bullseye Telecom, Inc.
LAWRENCE	Glenwood Telephone Membership Corp.		Nebraska Technology & Telecommunications
LEMOYNE	Keystone - Arthur Telephone Company	LINWOOD	Northeast Nebraska Telephone Company
LEBANON	Hartman Telephone Exchanges, Inc.	LITCHFIELD	Nebraska Central Telephone Company
LEIGH	Citizens Telecommunications	LODGEPOLE	Dalton Telephone Company
		LONG PINE	Northeast Nebraska Telephone Company

COMMUNITIES	COMPANIES SERVING	COMMUNITIES	COMPANIES SERVING
LOOMIS	Arapahoe Telephone Company	MCCOOK	Qwest Corporation dba CenturyLink QC
LOUISVILLE	Windstream Nebraska, Inc.		Allo Communications
	Charter Fiberlink-Nebraska, LLC (VOIP)		BullsEye Telecom Inc.
	Level 3 Communications, LLC		dishNET Wireline, LLC
	Nebraska Technology & Telecommunications		Granite Telecommunications LLC
LOUP CITY	Qwest Corporation dba CenturyLink QC		Great Plains Broadband, Inc. (VOIP)
	Charter Fiberlink-Nebraska, LLC (VOIP)		Ionex Communications
	dishNET Wireline, LLC		Level 3 Communications, LLC
	Granite Telecommunications LLC		Metropolitan Telecommunications of Nebraska
	Nebraska Technology & Telecommunications		Nebraska Technology & Telecommunications
LYNCH	Three River Telco		Pinpoint Communications
LYMAN	United Telephone Company of the West dba CenturyLink	MCCOOL JUNCTION	Windstream Nebraska, Inc.
	Granite Telecommunications LLC		Granite Telecommunications LLC
LYONS	Qwest Corporation dba CenturyLink QC		Nebraska Technology & Telecommunications
	dishNET Wireline, LLC	MEAD	Windstream Nebraska, Inc.
	Granite Telecommunications LLC		Granite Telecommunications LLC
	Huntel Cablevision (VOIP)		Nebraska Technology & Telecommunications
	Nebraska Technology & Telecommunications	MEADOW GROVE	Eastern Nebraska Telephone Company
MACY	Eastern Nebraska Telephone Company	MERNA	Consolidated Telephone Co.
MADISON	Citizens Telecommunications	MERRIMAN	Great Plains Communications, Inc.
	Bullseye Telecom, Inc.	MILFORD	Windstream Nebraska, Inc.
	Granite Telecommunications LLC		Granite Telecommunications LLC
	Level 3 Communications, LLC		Nebraska Technology & Telecommunications
	Metropolitan Telecommunications of Nebraska	MILLER	Citizens Telecommunications
	Nebraska Technology & Telecommunications	MILLIGAN	Windstream Nebraska, Inc.
MADRID	Consolidated Telco, Inc.		Granite Telecommunications LLC
MALCOLM	Windstream Nebraska, Inc.		Level 3 Communications, LLC
	Nebraska Technology & Telecommunications		Nebraska Technology & Telecommunications
MARQUETTE	Hamilton Telephone Company	MINATARE	United Telephone Company of the West dba CenturyLink
	dishNET Wireline, LLC		Allo Communications
	Talk America Services, LLC		BullsEye Telecom Inc.
MARTELL	Windstream Nebraska, Inc.		Charter Fiberlink-Nebraska, LLC (VOIP)
	Nebraska Technology & Telecommunications		Granite Telecommunications LLC
MARTINSBURG	Northeast Nebraska Telephone Company		Level 3 Communicaitons, LLC
MASON CITY	Nebraska Central Telephone Company	MINDEN	Qwest Corporation dba CenturyLink QC
MAXWELL	Consolidated Telecom, Inc.		Allo Communications
MAYWOOD	Consolidated Telco, Inc.		Charter Fiberlink-Nebraska, LLC (VOIP)
	First Communications, LLC		dishNET Wireline, LLC

COMMUNITIES	COMPANIES SERVING	COMMUNITIES	COMPANIES SERVING
	Glenwood Telecommunications, Inc.		Metropolitan Telecommunications of Nebraska
	Granite Telecommunications LLC	NELSON	Windstream Nebraska, Inc.
	Level 3 Communications, LLC		Granite Telecommunications LLC
	Metropolitan Telecommunications of Nebraska		Metropolitan Telecommunications of Nebraska
	Nebraska Technology & Telecommunications	NEMAHA	Windstream Nebraska, Inc.
	Pinpoint Communications	NEWCASTLE	Northeast Nebraska Telephone Company
MIRAGE FLATS	Great Plains Communications, Inc.	NEWMAN GROVE	Citizens Telecommunications
MITCHELL	United Telephone Company of the West dba CenturyLink		Big River Telephone Company, LLC (VOIP)
	BullsEye Telecom Inc.		Bullseye Telecom, Inc.
	Charter Fiberlink-Nebraska, LLC (VOIP)		Level 3 Communications, LLC
	Granite Telecommunications LLC		Nebraska Technology & Telecommunications
	Level 3 Communications, LLC	NEWPORT	Rock County Telephone Company
MONROE	Citizens Telecommunications	NIOBRARA	Great Plains Communications, Inc.
	Big River Telephone Company, LLC (VOIP)	NORFOLK	Qwest Corporation dba CenturyLink QC
MORRILL	United Telephone Company of the West dba CenturyLink		AT&T
	BullsEye Telecom Inc.		BullsEye Telecom Inc.
	Charter Fiberlink-Nebraska, LLC (VOIP)		dishNET Wireline, LLC
	First Communications, LLC		First Communications, LLC
	Granite Telecommunications LLC		Granite Telecommunications LLC
	Level 3 Communications, LLC		Ionex Communications
MULLEN	Consolidated Telephone Co.		Level 3 Communications, LLC
MURDOCK	Windstream Nebraska, Inc.		Matrix Telecom, Inc.
	Granite Telecommunications LLC		McLeodUSA
	Level 3 Communications, LLC		MCImetro Access Transmission Service LLC
	Nebraska Technology & Telecommunications		Metropolitan Telecommunications of Nebraska
MURRAY	Windstream Nebraska, Inc.		Nebraska Technology & Telecommunications
	Broadview Networks, Inc.		TCG Omaha
	Nebraska Technology & Telecommunications	NORMAN	Glenwood Telephone Membership Corp.
NAPER	Three River Telco	NORTH BEND	Great Plains Communications, Inc.
NAPONEE	Citizens Telecommunications	NORTH BURWELL	Nebraska Central Telephone Company
NEBRASKA CITY	Windstream Nebraska, Inc.	NORTH LOUP	Nebraska Central Telephone Company
	Granite Telecommunications LLC	NORTH PLATTE	Qwest Corporation dba CenturyLink QC
	Level 3 Communications, LLC		Allo Communications
	Nebraska Technology & Telecommunications		AT&T
	Time Warner Cable Information Services (VOIP)		Big River Telephone Company, LLC (VOIP)
NEHAWKA	Windstream Nebraska, Inc.		BullsEye Telecom Inc.
	COMMUNITIES		Charter Fiberlink-Nebraska, LLC (VOIP)
NELIGH	Citizens Telecommunications		dishNET Wireline, LLC
	Granite Telecommunications LLC		

COMMUNITIES	COMPANIES SERVING	COMMUNITIES	COMPANIES SERVING
	First Communications, LLC		Granite Telecommunications LLC
	Granite Telecommunications LLC		Ionex Communications
	Ionex Communications		Metropolitan Telecommunications of Nebraska
	Level 3 Communications, LLC		Nebraska Technology & Telecommunications
	MCImetro Access Transmission Service LLC	OHIOWA	Windstream Nebraska, Inc.
	Matrix Telecom, Inc.		Nebraska Technology & Telecommunications
	Metropolitan Telecommunications of Nebraska	OMAHA/ BELLEVUE/LAVISTA/ PAPILLION	Qwest Corporation dba CenturyLink QC
	Nebraska Technology & Telecommunications		Allo Communications
	Pinpoint Communications		AT&T
	Windstream of the MidWest Inc		Broadview Networks, Inc.
	Velocity The Greatest Phone Company Ever		BullsEye Telecom Inc.
ONEILL	Qwest Corporation dba CenturyLink QC		ComTech 21, LLC
	BullsEye Telecom Inc.		Cox Nebraska Telecom LLC
	dishNET Wireline, LLC		Crexendo Business Solutions, Inc.
	Granite Telecommunications LLC		dishNET Wireline, LLC
	Ionex Communications		First Communications, LLC
	Level 3 Communications, LLC		Granite Telecommunications LLC
	Matrix Telecom, Inc.		Ionex Communications
	Metropolitan Telecommunications of Nebraska		Level 3 Communications, LLC
	Nebraska Technology & Telecommunications		MCImetro Access Transmission Service LLC
OAKDALE	Great Plains Communications, Inc.		McLeodUSA
OAKLAND	Qwest Corporation dba CenturyLink QC		Matrix Telecom, Inc.
	dishNET Wireline, LLC		Metropolitan Telecommunications of Nebraska
	Granite Telecommunications LLC		Mitel NetSolutions, Inc. (VOIP)
	Huntel Cablevision (VOIP)		Nebraska Technology & Telecommunications
	Metropolitan Telecommunications of Nebraska		QuantumShift Communications, Inc.
	Nebraska Technology & Telecommunications		TCG Omaha
OBERT	Northeast Nebraska Telephone Company		Talk America Services, LLC
OCONTO	Great Plains Communications, Inc.		Trans National Communications Intl, Inc.
OCTAVIA	Windstream Nebraska, Inc.		tw telecom data service LLC
	Nebraska Technology & Telecommunications		Windstream of the MidWest Inc
ODELL	Diller Telephone Company, Inc.		XO Communications Services, LLC
ODESSA	Qwest Corporation dba CenturyLink QC	ONG	Windstream Nebraska, Inc.
OGALLALA	Qwest Corporation dba CenturyLink QC		Level 3 Communications, LLC
	Allo Communications	ORCHARD	Citizens Telecommunications
	AT&T		Granite Telecommunications LLC
	BullsEye Telecom Inc.	ORD	Citizens Telecommunications
	Charter Fiberlink-Nebraska, LLC (VOIP)		Charter Fiberlink-Nebraska, LLC (VOIP)
			Granite Telecommunications LLC

COMMUNITIES	COMPANIES SERVING	COMMUNITIES	COMPANIES SERVING
	Metropolitan Telecommunications of Nebraska		Nebraska Technology & Telecom
	Nebraska Technology & Telecommunications		Time Warner Cable Information Services (VOIP)
ORLEANS	Citizens Telecommunications	PAXTON	Consolidated Telco, Inc.
	Granite Telecommunications LLC	PENDER	Qwest Corporation dba CenturyLink QC
OSCEOLA	Windstream Nebraska, Inc.		dishNET Wireline, LLC
	Big River Telephone Company, LLC (VOIP)		Granite Telecommunications LLC
	Granite Telecommunications LLC		Huntel Cablevision (VOIP)
	Level 3 Communications, LLC		Nebraska Technology & Telecommunications
	Metropolitan Telecommunications of Nebraska	PERU	Windstream Nebraska, Inc.
	Nebraska Technology & Telecommunications		Nebraska Technology & Telecommunications
OSHKOSH	United Telephone Company of the West dba CenturyLink	PETERSBURG	Great Plains Communications, Inc.
	Bullseye Telecom, Inc.	PHILLIPS	Hamilton Telephone Company
	Granite Telecommunications LLC	PICKRELL	Windstream Nebraska, Inc.
	Level 3 Communications, LLC		Nebraska Technology & Telecommunications
OSMOND	Eastern Nebraska Telephone Company	PIERCE	Pierce Telephone Company, Inc.
OTOE	Windstream Nebraska, Inc.		PBN, LLC
	Nebraska Technology & Telecommunications	PILGER	Qwest Corporation dba CenturyLink QC
OVERTON	Arapahoe Telephone Company		dishNET Wireline, LLC
OXFORD	Qwest Corporation dba CenturyLink QC		Granite Telecommunications LLC
	Bullseye Telecom Inc.		Level 3 Communications, LLC
	dishNET Wireline, LLC		Nebraska Technology & Telecommunications
	Granite Telecommunications LLC	PLAINVIEW	Plainview Telephone Company
	Ionex Communications	PLATTE CENTER	Citizens Telecommunications
	MCImetro Access Transmission Service LLC	PLATTSMOUTH	Windstream Nebraska, Inc.
	Nebraska Technology & Telecommunications		Charter Fiberlink-Nebraska, LLC (VOIP)
	Pinpoint Communications		Granite Telecommunications LLC
PAGE	Great Plains Communications, Inc.		Level 3 Communications, LLC
PALISADE	Great Plains Communications, Inc.		Metropolitan Telecommunications of Nebraska
PALMER	Citizens Telecommunications		Nebraska Technology & Telecommunications
	Nebraska Technology & Telecommunications	PLEASANT DALE	Windstream Nebraska, Inc.
PALMYRA	Windstream Nebraska, Inc.		Nebraska Technology & Telecommunications
	Level 3 Communications, LLC	PLEASANTON	Citizens Telecommunications
	Nebraska Technology & Telecommunications		Charter Fiberlink-Nebraska, LLC (VOIP)
PANAMA	Windstream Nebraska, Inc.		Granite Telecommunications LLC
	Nebraska Technology & Telecommunications		Nebraska Technology & Telecommunications
PAPILLION	Qwest Corporation dba CenturyLink QC	PLYMOUTH	Windstream Nebraska, Inc.
PAWNEE CITY	Windstream Nebraska, Inc.		Nebraska Technology & Telecommunications
	Granite Telecommunications LLC	POLK	Windstream Nebraska, Inc.

COMMUNITIES	COMPANIES SERVING	COMMUNITIES	COMPANIES SERVING
	Big River Telephone Company, LLC (VOIP)	ROSELAND	Glenwood Telephone Membership Corp.
	Granite Telecommunications LLC	RUSHVILLE	Great Plains Communications, Inc.
	Level 3 Communications, LLC	RUSKIN	Windstream Nebraska, Inc.
	Nebraska Technology & Telecommunications		Granite Telecommunications LLC
PONCA	Great Plains Communications, Inc.		Nebraska Technology & Telecommunications
POTTER	United Telephone Company of the West dba CenturyLink	SARGENT	Nebraska Central Telephone Company
	Granite Telecommunications LLC	SCHUYLER	Qwest Corporation dba CenturyLink QC
	Ionex Communications North, Inc.		AT&T
PRAGUE	Northeast Nebraska Telephone Company		Big River Telephone Company, LLC (VOIP)
	Level 3 Communications, LLC		dishNET Wireline, LLC
PRIMROSE	Great Plains Communications, Inc.		Granite Telecommunications LLC
PURDUM	Consolidated Telephone Co.		Ionex Communications
RAGAN	Great Plains Communications, Inc.		Level 3 Communications, LLC
RANDOLPH	Qwest Corporation dba CenturyLink QC		MCImetro Access Transmission Service LLC
	dishNET Wireline, LLC		Metropolitan Telecommunications of Nebraska
	Granite Telecommunications LLC		Nebraska Technology & Telecommunications
	Ionex Communications	SCOTIA	Nebraska Central Telephone Company
	Level 3 Communications, LLC	SCOTTSBLUFF	United Telephone Company of the West dba CenturyLink
	MCImetro Access Transmission Service LLC		Allo Communications
	Nebraska Technology & Telecommunications		BullsEye Telecom Inc.
RAVENNA	Nebraska Central Telephone Company		Charter Fiberlink-Nebraska, LLC (VOIP)
RAYMOND	Windstream Nebraska, Inc.		Crexendo Business Solutions, Inc.
	Level 3 Communications, LLC		Granite Telecommunications LLC
	Nebraska Technology & Telecommunications		Ionex Communications North, Inc.
RED CLOUD/RIVERTON	Great Plains Communications, Inc.		Level 3 Communications, LLC
REPUBLICAN CITY	Citizens Telecommunications		Metropolitan Telecommunications of Nebraska
	Bullseye Telecom, Inc.		Mitel NetSolutions, Inc. (VOIP)
	Granite Telecommunications LLC	SCRIBNER	Great Plains Communications, Inc.
REYNOLDS	Great Plains Communications, Inc.	SENECA	Consolidated Telephone Co.
RISING CITY	Windstream Nebraska, Inc.	SEWARD	Windstream Nebraska, Inc.
	Big River Telephone Company, LLC (VOIP)		Granite Telecommunications LLC
	Nebraska Technology & Telecommunications		Level 3 Communications, LLC
RIVERDALE	Citizens Telecommunications		Metropolitan Telecommunications of Nebraska
	Charter Fiberlink-Nebraska, LLC (VOIP)		Nebraska Technology & Telecommunications
	Nebraska Technology & Telecommunications		Time Warner Cable Information Services (VOIP)
RIVERTON	Great Plains Communications, Inc.	SHELBY	Windstream Nebraska, Inc.
ROCKVILLE	Nebraska Central Telephone Company		Big River Telephone Company, LLC (VOIP)
ROSALIE	Eastern Nebraska Telephone Company		

COMMUNITIES	COMPANIES SERVING	COMMUNITIES	COMPANIES SERVING
	Nebraska Technology & Telecommunications	SPALDING	Great Plains Communications, Inc.
SHELTON	Nebraska Central Telephone Company	SPENCER	Northeast Nebraska Telephone Company
SHICKLEY	Windstream Nebraska, Inc.	SPRINGFIELD	Qwest Corporation dba CenturyLink QC
	Granite Telecommunications LLC		dishNET Wireline, LLC
	Nebraska Technology & Telecommunications		Granite Telecommunications LLC
SIDNEY	Qwest Corporation dba CenturyLink QC		Level 3 Communications, LLC
	Allo Communications		Nebraska Technology & Telecommunications
	AT&T	SPRINGVIEW	Three River Telco
	BullsEye Telecom Inc.	ST EDWARD	Great Plains Communications, Inc.
	Charter Fiberlink-Nebraska, LLC (VOIP)	ST LIBORY	Qwest Corporation dba CenturyLink QC
	dishNET Wireline, LLC		Charter Fiberlink-Nebraska, LLC (VOIP)
	Granite Telecommunications LLC		dishNET Wireline, LLC
	Ionex Communications		Granite Telecommunications LLC
	Level 3 Communications, LLC		Matrix Telecom, Inc.
	Metropolitan Telecommunications of Nebraska		Nebraska Technology & Telecommunications
	Mobius Communications	ST PAUL	Qwest Corporation dba CenturyLink QC
	Nebraska Technology & Telecommunications		Allo Communications
SILVER CREEK	Qwest Corporation dba CenturyLink QC		AT&T
	Allo Communications		BullsEye Telecom Inc.
	dishNET Wireline, LLC		Charter Fiberlink-Nebraska, LLC (VOIP)
	Granite Telecommunications LLC		dishNET Wireline, LLC
	Nebraska Technology & Telecommunications		Granite Telecommunications LLC
SNYDER	Great Plains Communications, Inc.		Ionex Communications
SODTOWN	Sodtown Telephone Company		Metropolitan Telecommunications of Nebraska
SOUTH SIOUX CITY	Qwest Corporation dba CenturyLink QC		Nebraska Technology & Telecommunications
	AT&T	STAMFORD	Citizens Telecommunications
	dishNET Wireline, LLC		Granite Telecommunications LLC
	FiberComm LLC	STANTON	Stanton Telecom, Inc.
	First Communications, LLC	STAPLEHURST	Clarks Telecommunications Co.
	Granite Telecommunications LLC	STAPLETON	Great Plains Communications, Inc.
	Ionex Communications	STEELE CITY	Windstream Nebraska, Inc.
	Level 3 Communications, LLC		Nebraska Technology & Telecommunications
	Long Lines Siouxland	STEINAUER	Windstream Nebraska, Inc.
	McLeodUSA		Nebraska Technology & Telecommunications
	MCImetro Access Transmission Service LLC	STERLING	Windstream Nebraska, Inc.
	Metropolitan Telecommunications of Nebraska		Granite Telecommunications LLC
	Mitel Cloud Services, Inc. (VOIP)		Nebraska Technology & Telecommunications
	Nebraska Technology & Telecommunications	STOCKHAM	Hamilton Telephone Company

COMMUNITIES	COMPANIES SERVING	COMMUNITIES	COMPANIES SERVING
STRATTON	Great Plains Communications, Inc.		Nebraska Technology & Telecommunications
STROMSBURG	Windstream Nebraska, Inc.		Time Warner Cable Information Services (VOIP)
	Big River Telephone Company, LLC (VOIP)	TEKAMAH	Qwest Corporation dba CenturyLink QC
	Granite Telecommunications LLC		AT&T
	Nebraska Technology & Telecommunications		dishNET Wireline, LLC
STUART	Northeast Nebraska Telephone Company		Granite Telecommunications LLC
SUMNER	Citizens Telecommunications		Ionex Communications North, Inc.
SUPERIOR	Windstream Nebraska, Inc.		Level 3 Communications, LLC
	Glenwood Telecommunications, Inc.		Metropolitan Telecommunications of Nebraska
	Granite Telecommunications LLC		Nebraska Technology & Telecommunications
	Nebraska Technology & Telecommunications	THEDFORD	Consolidated Telephone Co.
SURPRISE	Windstream Nebraska, Inc.		Level 3 Communications, LLC
	Nebraska Technology & Telecommunications	TILDEN	Citizens Telecommunications
SUTHERLAND	Great Plains Communications, Inc.		Bullseye Telecom, Inc.
SUTTON	Windstream Nebraska, Inc.		Ionex Communications North, Inc.
	Granite Telecommunications LLC		Level 3 Communications, LLC
	Nebraska Technology & Telecommunications		Metropolitan Telecommunications of Nebraska
SWANTON	Windstream Nebraska, Inc.		Nebraska Technology & Telecommunications
	Nebraska Technology & Telecommunications	TOBIAS	Windstream Nebraska, Inc.
SYRACUSE	Windstream Nebraska, Inc.		Nebraska Technology & Telecommunications
	Granite Telecommunications LLC	TRENTON	Great Plains Communications, Inc.
	Level 3 Communications, LLC	TRI CITY	Southeast Nebraska Telephone Company
	Metropolitan Telecommunications of Nebraska	TRUMBULL	Hamilton Telephone Company
	Nebraska Technology & Telecommunications	TRYON	Great Plains Communications, Inc.
TABLE ROCK	Windstream Nebraska, Inc.	UEHLING	Hooper Telephone Company
	Granite Telecommunications, LLC	ULYSSES	Clarks Telecommunications Co.
	Level 3 Communications, LLC	UNADILLA	Windstream Nebraska, Inc.
	Nebraska Technology & Telecommunications		Nebraska Technology & Telecommunications
	Time Warner Cable Information Services (VOIP)	UNION	Windstream Nebraska, Inc.
TALMAGE	Windstream Nebraska, Inc.		Granite Telecommunications, LLC
	Nebraska Technology & Telecommunications		Nebraska Technology & Telecommunications
TAMORA	Windstream Nebraska, Inc.	UPLAND	Glenwood Telephone Membership Corp.
	Nebraska Technology & Telecommunications	UTICA	Windstream Nebraska, Inc.
TAYLOR	Nebraska Central Telephone Company		Granite Telecommunications LLC
TECUMSEH	Windstream Nebraska, Inc.		Nebraska Technology & Telecommunications
	Granite Telecommunications LLC	VALENTINE	Qwest Corporation dba CenturyLink QC
	Level 3 Communications, LLC		Allo Communications
	Metropolitan Telecommunications of Nebraska		AT&T

COMMUNITIES	COMPANIES SERVING	COMMUNITIES	COMPANIES SERVING
	BullsEye Telecom Inc.	WAUSA	Great Plains Communications, Inc.
	dishNET Wireline, LLC	WAVERLY	Windstream Nebraska, Inc.
	Granite Telecommunications LLC		Charter Fiberlink-Nebraska, LLC (VOIP)
	Ionex Communications		Granite Telecommunications LLC
	Metropolitan Telecommunications of Nebraska		Level 3 Communications, LLC
	Nebraska Technology & Telecommunications		Metropolitan Telecommunications of Nebraska
VALLEY	Qwest Corporation dba CenturyLink QC		Nebraska Technology & Telecommunications
	dishNET Wireline, LLC	WAYNE	Qwest Corporation dba CenturyLink QC
	Granite Telecommunications LLC		AT&T
	Level 3 Communications, LLC		BullsEye Telecom Inc.
	Nebraska Technology & Telecommunications		dishNET Wireline, LLC
VALPARAISO	Windstream Nebraska, Inc.		Granite Telecommunications LLC
	Nebraska Technology & Telecommunications		Huntel Cablevision (VOIP)
VENANGO	Great Plains Communications, Inc.		Ionex Communications
VERDEL	Three River Telco		Level 3 Communications, LLC
VERDIGRE	Great Plains Communications, Inc.		MCImetro Access Transmission Service LLC
VIRGINIA	Diller Telephone Company, Inc.		Metropolitan Telecommunications of Nebraska
WACO	Windstream Nebraska, Inc.		Mitel NetSolutions, Inc. (VOIP)
	Granite Telecommunications LLC		Nebraska Technology & Telecommunications
	Nebraska Technology & Telecommunications	WEeping WATER	Windstream Nebraska, Inc.
WAHOO	Windstream Nebraska, Inc.		Granite Telecommunications LLC
	Charter Fiberlink-Nebraska, LLC (VOIP)		Metropolitan Telecommunications of Nebraska
	Granite Telecommunications LLC		Nebraska Technology & Telecommunications
	Level 3 Communications, LLC	WELLFLEET	Consolidated Telco, Inc.
	Metropolitan Telecommunications of Nebraska	WEST POINT	Qwest Corporation dba CenturyLink QC
	Nebraska Technology & Telecommunications		AT&T
WAKEFIELD	Qwest Corporation dba CenturyLink QC		BullsEye Telecom Inc.
	dishNET		dishNET Wireline, LLC
	Granite Telecommunications LLC		Granite Telecommunications LLC
	Huntel Cablevision (VOIP)		Ionex Communications North, Inc.
	Metropolitan Telecommunications of Nebraska		Level 3 Communications, LLC
	Nebraska Technology & Telecommunications		Metropolitan Telecommunications of Nebraska
WALLACE	Consolidated Telco, Inc.		Nebraska Technology & Telecommunications
WALNUT	Great Plains Communications, Inc.	WESTERN	Windstream Nebraska, Inc.
WALTHILL	Eastern Nebraska Telephone Company		Nebraska Technology & Telecommunications
WATERLOO	Qwest Corporation dba CenturyLink QC	WESTON	Northeast Nebraska Telephone Company
WATERBURY	Northeast Nebraska Telephone Company	WHITMAN	Consolidated Telephone Co.
WAUNETA	Wauneta Telephone Company	WHITNEY	Qwest Corporation dba CenturyLink QC

COMMUNITIES	COMPANIES SERVING	COMMUNITIES	COMPANIES SERVING
WILBER	Windstream Nebraska, Inc.		Ionex Communications
	Granite Telecommunications LLC		Level 3 Communications, LLC
	Level 3 Communications, LLC		Metropolitan Telecommunications of Nebraska
	Metropolitan Telecommunications of Nebraska		Nebraska Technology & Telecommunications
	Nebraska Technology & Telecommunications	WYMORE/BLUE SPRINGS	Windstream Nebraska, Inc.
WILCOX	Great Plains Communications, Inc.		Granite Telecommunications LLC
WILSONVILLE	Citizens Telecommunications		Level 3 Communications, LLC
WINNEBAGO	Eastern Nebraska Telephone Company		Nebraska Technology & Telecommunications
	Mitel NetSolutions, Inc. (VOIP)	WYNOT	Great Plains Communications, Inc.
WINNETOON	Great Plains Communications, Inc.	YORK	Windstream Nebraska, Inc.
WINSIDE	Northeast Nebraska Telephone Company		AT&T
	dishNET Wireline, LLC		Granite Telecommunications LLC
WISNER	Great Plains Communications, Inc.		Level 3 Communications, LLC
WOLBACH	Great Plains Communications, Inc.		Metropolitan Telecommunications of Nebraska
WOOD LAKE	Great Plains Communications, Inc.		Nebraska Technology & Telecommunications
WOOD RIVER	Qwest Corporation dba CenturyLink QC		Time Warner Cable Information Services (VOIP)
	Allo Communications	YUTAN	Windstream Nebraska, Inc.
	Charter Fiberlink-Nebraska, LLC (VOIP)		Granite Telecommunications LLC
	dishNET Wireline, LLC		Level 3 Communications, LLC
	Granite Telecommunications LLC		Nebraska Technology & Telecommunications

2016 Local Rate Changes

Three River Communications had a residential local rate change in 2016.

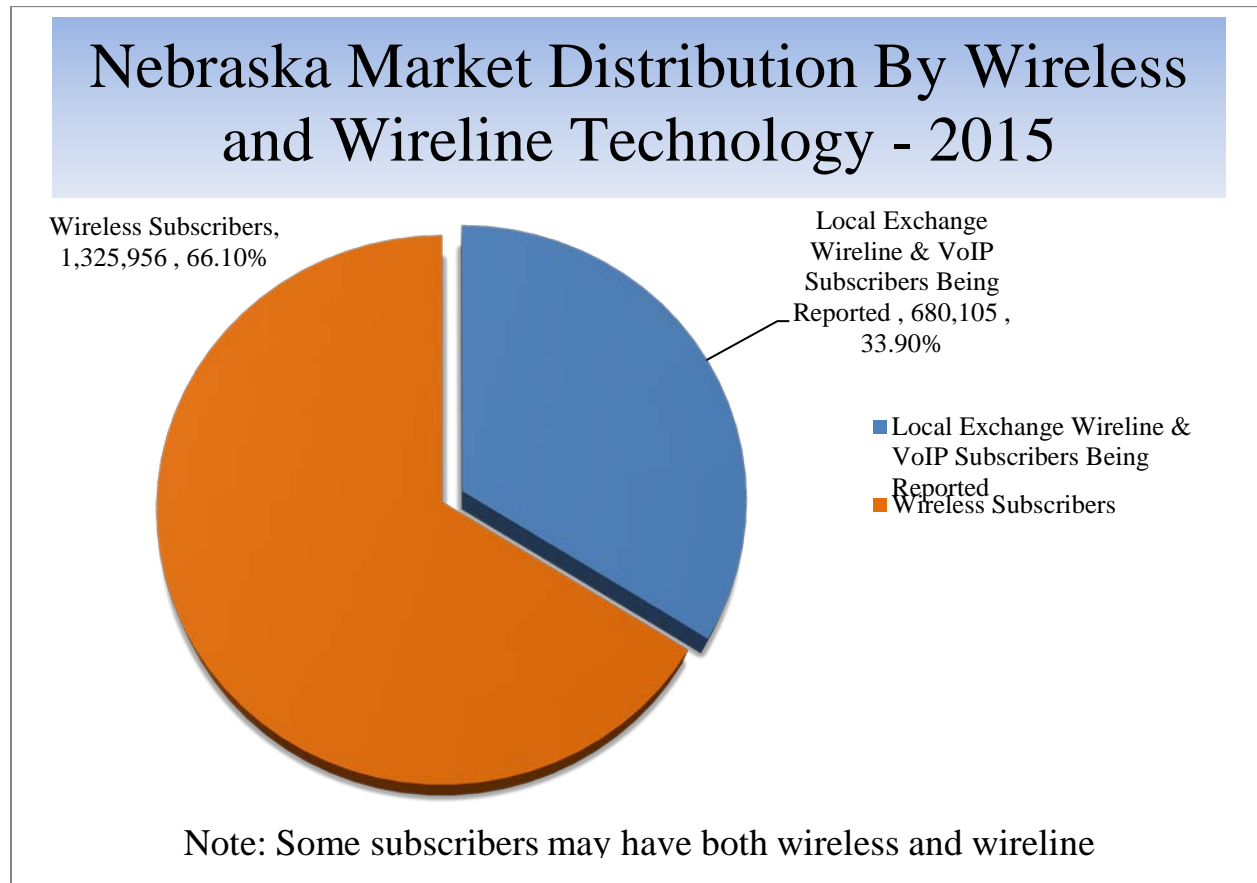
Three River Telco had a residential local rate change in 2016.

Citizens Telecommunications Company of Nebraska d/b/a Frontier Communications of Nebraska had both a business and residential local rate change in 2016.

United Telephone Company of the West-Nebraska d/b/a CenturyLink had both a business and residential local rate change in 2016.

Nebraska Market Distribution by Technology

Nebraska, like most of the states, continues to see increases in the number of consumers that opt to “cut the cord” or relinquish their landline telephone and exclusively use a wireless product or other internet product like VoIP. According to recent studies, approximately 1/3 of consumers have cut the cord and use exclusively a wireless telephone. The table below shows the number of subscribers in Nebraska of each type of technology as of December 31, 2015. Some consumers may utilize more than one technology and be included in both categories.



Explanation of Charges on Telephone Bills

Basic Residential Service - The monthly rate charged by companies to provide telecommunications service to a private residence, including single and multifamily dwellings, within the local calling area.

Extended Area Service - A monthly flat fee charged by telecommunications companies that allows users to place and receive an unlimited number of calls from nearby communities with no additional charges.

Number Portability Charge - A charge set by the FCC to allow telephone companies to recover costs associated with allowing customers to retain their telephone number when changing from one telephone company to another.

Federal Subscriber Line Charge - A charge set by the FCC that customers pay to their local phone company to cover part of the cost of connecting customers to the telephone network. It is currently capped at \$6.50 per month for the first residential line and single business lines. The monthly charge varies by company.

Telecommunications Relay Service (TRS) Surcharge - A charge set by the Commission to fund the operation of the statewide TRS system for deaf, hard-of-hearing, and speech impaired citizens. The TRS Surcharge also provides financial aid to eligible Nebraskans for the purchase of specialized telephone equipment necessary to use TRS. The TRS Surcharge is reviewed annually by the Commission and is currently \$.02 per month per telephone number or functional equivalent.

911 Service Surcharge - A charge assessed by and remitted to a city or county to fund the operation of public safety answering points (PSAP) that receive 911 emergency calls. This charge ranges from \$.50 to \$1.00 per month per telephone number.

Wireless E911 Surcharge - A charge assessed by the Commission to fund the implementation and operation of the Wireless Enhanced 911 program which allows emergency responders to accurately locate wireless devices that have placed 911 calls. Currently the charge is \$.45 per month on each telephone number in service.

Nebraska Universal Service Fund (NUSF) Surcharge - All telecommunications service providers must contribute to NUSF based on a percentage of their in-state revenues. Telephone providers then recover the cost from their customers in the form of a surcharge collected from each customer. The NUSF surcharge is currently 6.95% of intrastate revenues of a company. For more information on the programs funded by NUSF, see Part III of this report.

Federal Tax (Excise Tax) - A 3% federal tax which funds general federal government operations.

State Sales Tax - A tax assessed by the state on local and in-state long distance telecommunications charges that funds general state government obligations. The current tax rate is 5.5%.

City Sales Tax - A tax assessed by a city to fund general municipal obligations. Not every city assesses a city sales tax and they vary by city.

City Occupation or Franchise Tax - A tax assessed on telephone companies by a city for the right to do business in the community. Telephone companies are allowed to recover the amount paid in occupation or franchise taxes directly on customer bills. Not every city imposes occupation or franchise taxes and they vary by city.

Federal Universal Service - All telecommunications service providers must contribute to the Federal Universal Service Fund based on a percentage of their interstate end-user revenues. The fund supports the following four programs: Lifeline/Linkup, High-cost, Schools and Libraries and Rural Health Care. The rate is recalculated by the FCC quarterly, and is usually passed on to consumers and varies by company.

Long Distance Telephone Carriers

The number of long distance companies certificated to operate in the State of Nebraska continues to grow. Currently, there are 205 companies authorized to provide long distance services in Nebraska. The following table is a listing of all the long distance carriers certificated to provide service in Nebraska. Inclusion on the table below does not indicate the company is offering service in Nebraska at this time.

Long Distance Telephone Carriers		
1 800 Collect, Inc.	Entelephant Solutions, Inc.	Opex Communications, Inc.
365 Wireless, LLC	FiberComm, L.C.	Orbitcom, Inc.
800 Response Information Services, LLC	First Choice Technology, Inc.	Paetec Communications, Inc.
Access One, Inc.	First Communications, LLC	Pay Tel Communications, Inc.
Access Point, Inc.	France Telecom Corporate Solutions, LLC	Peerless Network of Nebraska, LLC
Accessline Communications Corporation	Frontier Communications Of America, Inc.	Peetz Cooperative Telephone Company
ACN Communication Services, Inc.	GC Pivotal, LLC	Pinpoint Communications, Inc.
Action Communications, Inc.	Glenwood Telecommunications, Inc.	PNG Telecommunications, Inc.
Advantage Telecommunications Corp.	Global Connection Inc. Of America	Protel Advantage, Inc.
Aero Communications, LLC	Global Crossing Telecommunications, Inc.	Protocall LLC
Affinity Network, Inc.	Global Tel*Link Corporation	Public Communications Services, Inc.
Airespring, Inc.	Gold Line Telemanagement Inc.	Quantumshift Communications, Inc.
Airus, Inc.	Granite Telecommunications, LLC	Reduced Rate Long Distance, LLC
Alec, LLC	Grasshopper Group, LLC	Reliant Communications, Inc.
Alliance Global Networks, LLC	Great Plains Communications Long Distance, Inc.	SBC Long Distance, LLC
Alliance Group Services, Inc.	Hamilton Long Distance Company	Securus Technologies, Inc.
Allo Communications, LLC	Hartington Telecommunications Company, Inc.	Silv Communication, Inc.
American Telecommunications Systems, Inc.	Henderson Cooperative Telephone Company	Skywave Wireless, Inc.
Amerivision Communications, Inc.	HTC Communications, LLC	Southeast Nebraska Communications, Inc.
ANPI Business, LLC	Huntel Cablevision, Inc.	Southwest Communications, Inc.
ANPI, LLC	Huntel Communications, Inc.	Spectrotel, Inc.
Arapahoe Telephone Company	Ibasis Retail, Inc.	Sprint Communications Company L.P.
AT&T Corp.	IDT America, Corp.	Stanton Long Distance, LLC
Bandwidth.Com CLEC, Inc.	inContact, Inc.	Talk America Services, LLC
BCE Nexxia Corporation	Inmate Calling Solutions, LLC	TDS Long Distance Corporation
BCM One, Inc.	Intellicall Operator Services, Inc.	Telecom Management, Inc.
BCN Telecom, Inc.	International Telecom, Ltd.	Telecom North America Inc.
Benkelman Telephone Company	Ionex Communications North, Inc.	Teledias Communications, Inc.
Betterworld Telecom, LLC	Iowa Network Services, Inc.	Teleport Communications of America, LLC
Big River Telephone Company, LLC	KDDI America, Inc.	Teleuno, Inc.
Broadband Dynamics, LLC	Keyart Comm., Inc.	Three River Telco
Broadview Networks, Inc.	Lattice Incorporated	Time Warner Cable Info. Services (Nebr.), LLC
Broadvox-Clec, LLC	LCR Telecommunications, LLC	TNCI Operating Company, LLC
Broadwing Communications, LLC	Legacy Long Distance International, Inc.	Toly Digital Networks, Inc.
BullsEye Telecom, Inc.	Level 3 Communications, LLC	Total Holdings, Inc.
Business Telecom, Inc. (BTI)	Level 3 Telecom Data Services, LLC	Treasure Lake, L.P.
CaLLCatcher, Inc.	Mainstay Technologies, LLC	Tri-M Communications, Inc.
Cause Based Commerce, Inc.	Masergy Communications, Inc.	TTI National, Inc.
CenCom, Inc.	Matrix Telecom, Inc.	U.S. South Communications, Inc.
Central Telecom Long Distance, Inc.	MCI Communications Services, Inc.	U.S. Telecom Long Distance, Inc.
CenturyLink Communications, LLC	McLeodUSA Telecommunications Services, LLC	Unite Private Networks, LLC
CenturyLink Public Communications, Inc.	Metropolitan Telecommunications Of Nebr., Inc.	United Telecom Inc.
CenturyLink QC	Mitel Netsolutions, Inc.	USA Digital Communications, Inc.
Charter Fiberlink-Nebraska, LLC	Mobilitie, LLC	Value-Added Communications , Inc.
Cincinnati Bell Any Distance, Inc.	Mobius Communications Company	Velocity The Greatest Phone Company Ever, Inc.
Citistream Communications, Inc.	National Directory Assistance, LLC	Verizon Long Distance LLC
Comcast Phone Of Nebraska, LLC	Near North Partners, LLC	Verizon Select Services, Inc.
Common Point, LLC	Nebraska Central Telecom, Inc.	Voicecom Telecommunications, LLC
Community Internet Systems, Inc.	Nebraskalink Holdings, LLC	West Safety Communications, Inc.
Comtech 21, LLC	Nebraska Long Distance Company, LLC	West Telecom Services, LLC
Consolidated Long Distance, Inc.	Nebraska Technology & Telecommunications, Inc.	Wholesale Carrier Services, Inc.
Consolidated Telecom, Inc.	Nebraskalink, LLC	Wide Voice, LLC
Consumer Telecom, Inc.	NECC Telecom, Inc.	Williams Communications, LLC
Convergia, Inc.	Network Billing Systems, LLC	Wimactel, Inc.
Correct Solutions, LLC	Network Communications International Corp.	Windstream Communications, Inc.
Cox Nebraska Telecom, LLC	NetworkIP, LLC	Windstream IT-Comm, LLC

Long Distance Telephone Carriers Continued		
Cozad Telephone Company	Neutral Path Communications, LLC	Windstream KDL, Inc.
Crexendo Business Solutions Inc.	Neutral Tandem-Nebraska, LLC	Windstream Norlight, Inc.
Custom Teleconnect, Inc.	New Horizons Communications Corp.	Windstream NTI, Inc.
Dalton Telecommunications, Inc.	Newcastle Holdings, Inc.	Windstream Systems Of The Midwest, Inc.
DCT Telecom Group, Inc.	Nobeltel, LLC	Working Assets Funding Service, Inc.
Deltacom, Inc.	Norstan Network Services, Inc.	X2comm, Inc.
Diode Telecom, Inc.	NOS Communications, Inc.	XO Communications Services, LLC
Discount Long Distance, LLC	Nosva Limited Partnership	XYN Communications of Nebraska, LLC
dishNET Wireline L.L.C	Nyecom Teleservices, Inc.	Zayo Group, LLC
Earthlink Business, LLC	Onelink Communications, Inc.	Zito Midwest, LLC
Easton Telecom Service, LLC	Onestar Long Distance, Inc.	
Encartele, Inc.	Onvoy, Inc.	
Enhanced Communications Group, LLC	Opcom, Inc.	
Enhanced Communications Network, Inc.	Operator Service Company, LLC	

Communication Information Providers

The number of communication information providers operating in the State of Nebraska continues to grow. Currently, there are 236 companies providing Wireless, VoIP, Satellite, Internet, DSL, dark fiber and/or paging in Nebraska. These services are not certificated by the Commission but State Law requires non-certificated communication providers to register with the Commission. Inclusion on the table below does not indicate the company is offering service in Nebraska at this time.

Communication Information Providers		
8 X 8, Inc.	Embarq Communications, Inc.	Matrix Telecom, LLC
Access Point, Inc.	Emergency Networks, LLC	Mccooknet Inc
ACN Communication Services, LLC	Enhanced Communications Group, LLC	MCI Communications Services, Inc.
Action Communications, Inc.	Enventis Telecom, Inc.	Metro Optical Solutions, Inc.
Affordable Internet Solutions Inc.	Epixtar Communications Corp	Midwest Networks Development LLC
Airnex Communications	Erc Communications	Millicorp
Airus, Inc.	Estech Systems, Inc.	Mitel Cloud Services, Inc.
Alltell Communications Of Nebraska, LLC	Evertel, Inc.	Mobius Communications Company
Altaworx, LLC	Fibervision, LLC	Momentum Telecom, Inc.
American Broadband, Inc.	Flash Wireless, LLC	Nebraska Terracom, Inc.
American Messaging Services, LLC	Fore Street Telecom, LLC	Ne Colorado Cellular, Inc.
Amerivision Communications, Inc.	France Telecom Corporate Solutions L.L.C.	NECC Telecom, Inc.
Anpi, LLC	Future Technologies	Network Innovations, Inc.
ATCjet.Net, LLC	Garmin USA Inc.	Netzero Wireless, Inc.
AT & T Corp	GC Pivotal, LLC	New Cingular Wireless PSC LLC
Atlantic Tele-Network, Inc.	Global Connection Inc Of America	Nextiva, Inc.
Bandwidth.Com, Inc.	Glenwood Telecommunications Inc	Nexvortex, Inc.
Big Red Communications, LLC	Globalstar USA, LLC	North American Telecommunications Corporation
Binary Net, LLC	Gogo, LLC	Northeast Nebraska Telephone Company
Blue Jay Wireless LLC	Google North America	Nosva Limited Partnership
Boomerang Wireless, LLC	Granite Telecommunications, LLC	Novega Venture Partners
Broadband Dynamics, LLC	Greatcall, Inc.	Omaha Cellular Telephone Company
Broadsmart Global, Inc.	Great Plains Broadband, Inc.	One Source Networks Inc
Brookings Municipal Utilities	Greenfly Networks, Inc.	Onstar LLC
BT Communications Sales, LLC	Gryphon Wireless, LLC	Panterra Networks, Inc.
Budget Prepay, Inc.	Haug Communications Inc.	Patriot Mobile, LLC
Bullseye Telecom, Inc.	Hershey Cooperative Telephone Company	Phone.Com, Inc.
Business Plus Inc.	HH Ventures, LLC	Pinpoint Broadband, Inc.
Cable One, Inc.	HNS	Pinpoint Network Solutions, LLC
Cable USA III, LLC	Hamilton.Net, Inc.	Pinpoint Wireless, Inc.
CaLLCatcher, Inc.	Hughes Network Systems, LLC	Pioneer Telephone, Inc.
Callshaper, LLC	Huntel Communications, Inc.	Platinumtel Communications, LLC
Campussims, Inc.	IDT America Corp	PNG Telecommunications, Inc.
Cause Based Commerce Incorporated	Ignition Wireless, LLC	Prairie Hills Wireless LLC
Celito Communications, Inc.	Iloka, Inc.	Precision Technology, Inc.
CenturyLink Communications, LLC	Im Telecom, LLC	Pulsar 360, Inc.
Charter Advanced Services (Ne), LLC	Incontact, Inc.	Puretalk Holdings, LLC
Chase 3000	Inreach, Inc.	Q-Link Wireless LLC
Cogent Communications, Inc.	Interface Security Systems, LLC	Ready Wireless, LLC
Comm-Core, LLC	Intermedia Voice Services, Inc.	Sage Telecom Communications, LLC
Community Internet Systems, Inc.	Internet Nebraska Corporation	Sangona U.S., Inc.

Communication Information Providers continued		
Computer Concepts, Inc.	Inttec, Inc.	Select Communications, LLC
Comtech 21 LLC	Inventive Wireless Of Nebraska, LLC	Selectel Inc.
Consumer Cellular, Incorporated	Iowa Wireless Services, LLC	Simple Signal, Inc.
Convergia, Inc.	IP Networked Services, Inc.	Sioux City MSA Limited Partnership
Corvisa LLC	I-Wireless, LLC	Skybeam Acquisition Corporation
Cox Communications NFS, LLC	JBN Telephone Company, Inc.	Skype Communications US Corporation
Cox Nebraska Telcom, LLC	Jive Communications, Inc.	Skywave Wireless, Inc.
Cozac Wireless, LLC	K & M Telephone Co	S-Net Communications, Inc.
Cricket Communications, LLC	KDDI America, Inc.	Solavei, LLC
Csg Interactive Messaging, Inc.	KDSC, Inc.	South Dakota Network, LLC
Defense Mobile Corporation	Keyon Speednet, LLC	Speakerbus Networks, Inc.
Deltathree, LLC	Konatel, Inc.	Spectrotel, Inc.
Digium Cloud Services, LLC	Light Source Communications, LLC	Spiral Communications LLC
Diode Communications	Lycamobile USA, Inc.	Spok, Inc.
Diode Telcom	M5 Networks, LLC	Sprint Spectrum L. P.
DSCI, LLC	Magicjack SMB, Inc.	Star2star Communications, LLC
Eagle Communications, Inc.	Marco Technologies, LLC	STE Wireless, Inc.
Efanx, Inc.	Megapath Cloud Company, LLC	Stratus Networks, Inc.
Electric Lightwave, LLC	Mainstay Technologies LLC	Stream Communications, LLC
Synety, Inc.	Ting, Inc.	Vodafone Us Inc.
Tailwind Voice & Data, Inc.	T-Mobile Central LLC	VoIP Street, Inc.
Tc Telephone LLC	Toly Digital Networks, Inc.	Vonage America Inc.
TDS Metrocom	Toshiba America Information Systems, Inc.	Vonage Business Inc.
Telagility Corp.	Total Call Mobile, LLC	Votacall, Inc.
Telebeep, Inc.	Total Telepage Of Nebraska, Inc.	Voyzze Communications, Inc.
Telecom West Inc.	Tracfone Wireless, Inc.	Wave Nation, LLC
Telefonica USA, Inc.	Trans National Communications International, Inc.	West IP Communications, Inc.
Telepacific Managed Services	Tri-Rural T.V. Inc.	Widerange Broadband LLC
Telephone Systems Of Nebraska, Inc.	Truphone Inc.	Wimactel, Inc.
Telequality Communications, Inc.	Uvrv, Inc.	Windbreak Cable
Telmate, LLC	US Lec Communications	Wirelessinet LLC
Telnet Worldwide, Inc.	United American Technology, Inc.	Wireless Internet Of Nebraska
Telrite Corporation	United States Cellular Operating Co Of Greater Iowa	Working Assets Funding Service, Inc.
Tempo Telecom, LLC	University Of Nebraska-Lincoln	X5 Opco, LLC
The People's Operator USA, LLC	V-Global Communications, LLC	Zen Communications, LLC
Thinking Phone Networks, Inc.	Velocity The Greatest Phone Company Ever, Inc.	Ztar Mobile, Inc.
Three River Digital Cable, LLC	Viasat, Inc.	Zultys, Inc.
Time Warner Cable Business LLC	Virgin Mobile USA, LP	

Service Testing & Outage Reports

The Commission ensures Nebraskans are receiving quality telecommunications service by periodically reviewing performance data provided by telephone companies and by monitoring consumer complaints for indications of potential problems requiring further investigation. All local exchange carriers are using digital switches designed to perform a series of self-diagnostic tests, which makes the monitoring and identification of service quality issues much easier. The Commission's technical staff offers assistance in identifying the source of service problems and is available to assist in resolving service complaints from consumers across the state.

The current service quality standards in the Commission's Telecommunications Rules and Regulations were developed for traditional copper based switched circuit technology. The Commission staff is conducting the final review of the existing service quality rules and will propose changes intended to update the rules consistent with current technologies.

Reports are required to be filed with the Commission by local exchange carriers when service outages are experienced. The report must include the date and time of the outage, the geographic area affected, the cause of the outage, if known, and an estimate of the number of

access lines affected. Within five days of resolving the trouble, a final report must be filed with the Commission showing the total number of trouble reports received from customers related to the outage and the corrective action taken.

In the 2015-16 Fiscal Year there were a total of 65 outages reported to the Commission. The causes of the outages were: 25 cable cuts, 27 telephone equipment malfunctions, 5 weather related, 5 accidental, and 3 miscellaneous.

Relay Service Outages

On July 8th, 2015, Nebraska had a total of 110 calls offered with 11 abandoned throughout the day. The abandoned calls pushed daily results beyond acceptable limits, leaving a service level for that day at 86% (contractual compliance is 90%).

On the morning of May 2, 2016, at 9:33 am CT, Sprint experienced network issues which resulted in calls being placed on-hold. At 10:04 am CT, Sprint increased staffing of agents to handle calls on-hold. The issue was due to a bad data center switch which was replaced. Nebraska did not experience non-compliant service levels on this day.

Applications and Tariffs

The Communications Department received a total of 80 separate applications during the period of July 1, 2015, to June 30, 2016. Much of the activity involved companies requesting amendments to their certificates and companies relinquishing their certificates to operate. Below is a summary of the applications received during this period:

Type of Application	Number of Applications Filed	Type of Application	Number of Applications Filed
Local Certification	6	Eligible Telecommunications Carrier Designation	0
Interexchange Certification	3	Withdrawal	6
Amend Certification	2	Transfer of Control	10
Boundary/Customer	12	Name Change	12
Loan/Indebtedness	3	Trade Name	0
Commission-Initiated	7	Rate Increase	5
Interconnection	11	Other	3

There were 128 tariff changes filed with the Commission during this period. Individual applications may be reviewed in our offices while the tariff revision listing is available on the Commission's website.

Complaints

During the previous year, the Commission addressed numerous issues involving consumer choice, service quality, safety, distance learning, universal service, and emerging technologies such as VoIP (Voice over Internet Protocol). The list below includes some of the major issues addressed by the Commission in the last fiscal year:

Local Exchange Carriers

The following table shows the LEC complaints by company. The largest number of complaints involved the two largest LECs, Windstream and CenturyLink.

LEC Complaints By Company

LECs	2014-2015			2015-2016		
	Complaints	Access Lines	% of Total Lines	Complaints	Access Lines	% of Total Lines
Windstream	67	147,572	21.1	78	139,767	20.6
CenturyLink fka Qwest	93	122,966	17.6	90	113,286	16.7
NT&T	31	12,980	1.9	40	11,617	1.7
Cox	29	155,768	22.3	28	151,736	22.3
Frontier	22	25,941	3.7	22	22,952	3.4
Great Plains	2	20,320	2.9	3	19,395	2.9
CenturyLink (fka Embarq)	0	8,949	1.3	0	7,837	1.2
AT&T	1	44,875	6.4	1	44,379	6.5
Time Warner	11	34,199	4.9	6	39,967	5.9
Consolidated	0	2,321	0.3	0	2,341	0.3
Others	20	123,227	17.6	19	126,828	18.5
TOTAL	276	699,118	100.0	287	680,105	100.0

Long Distance Carriers

The following table shows the number of complaints filed against long distance companies. Customers can verify they have the long distance carrier of their choice by dialing the toll-free telephone number (700) 555-4141.

Long Distance Complaints By Carrier

IXCs	2013-2014		2014-2015		2015-2016	
	Complaints	%	Complaints	%	Complaints	%
AT&T	1	7.7	1	7.7	0	0.0
Excel	1	7.7	0	0.0	0	0.0

IXCs	2013-2014		2014-2015		2015-2016	
	Complaints	%	Complaints	%	Complaints	%
ILD Teleservices	1	7.7	0	0.0	0	0.0
MCI	0	0.0	3	23.1	1	20.0
Qwest	1	7.7	1	7.7	0	0.0
Reliant Communication	2	15.4	0	0.0	0	0.0
Windstream	2	15.4	1	7.7	1	20.0
Miscellaneous	5	38.4	7	53.8	3	60.0
TOTAL	13	100.0	13	100.0	5	100.0

Wireless Carriers

While the Commission lacks statutory authority over wireless telecommunications service and billing, we continue to receive and process wireless complaints. The Commission strives, utilizing existing resources, to resolve these complaints to benefit the wireless consumers of Nebraska.

Wireless Complaints By Carrier

Wireless Carriers	2013-2014		2014-2015		2015-2016	
	Complaints	%	Complaints	%	Complaints	%
AT&T	4	1.3	6	3.6	3	4.1
Cricket	5	1.6	10	6.0	3	4.1
Sprint	29	9.3	27	16.1	8	10.8
T-Mobile	3	1.0	3	1.8	0	0
TracFone Wireless	7	2.2	7	4.2	3	4.1
US Cellular	16	5.1	11	6.6	3	4.1
Verizon Wireless	233	74.4	86	51.5	48	64.9
Viaero Wireless	5	1.6	4	2.4	2	2.6
Virgin Mobile	5	1.6	1	0.6	0	0.0
Others	6	1.9	12	7.2	4	5.3
TOTAL	313	100.0	167	100.0	74	100.0

Relay Service Complaints

There were two technical-related consumer complaints related to traditional relay calls (excluding CapTel) that resulted in upgrades being made to the relay platform for the year ended June 30, 2016. There were two complaints for traditional relay for fiscal year ending June 30,

2015. The Commission tracks complaints utilizing the following categories: Service, Billing, Technical and External. Generally service complaints relate to the quality of Communication Assistant (“CA”) interaction with the customer. Billing issues involve primarily long distance errors. Technical complaints generally center on line disconnections, line garbling, 711-related problems and long connect times.

The CapTel center in Madison, Wisconsin, also tracks complaints/inquiries for captioned telephone service. The Madison Center logged 43 customer contacts with three categorized as service-related, 24 categorized as technical and 16 inquiries for the fiscal year ended June 30, 2016. The center experienced 46 contacts the previous fiscal year. Since the CA in a captioned telephone setting is transparent to both parties and utilize voice-recognition technology, there are few service-related issues regarding the CA. The service complaints were related to ‘Speaker Unclear’ message sent by the CA. The ‘Speaker Unclear’ message relates to a noisy environment where the CA cannot understand the words clearly enough to determine what was voiced. Technical complaints consisted mainly of set up issues related to equipment. Inquiries consist mainly of educating the customer regarding proper equipment use, requests for information, and referrals where the customer is directed to state distribution programs for equipment assistance.

Historical Complaint Statistics

The following table shows the total number of complaints filed this year and divides the complaints between local exchange carriers (LECs), interexchange carriers (IXCs), also known as long distance companies, and wireless carriers. The miscellaneous category includes Internet, cable TV, VoIP and pay phone complaints.

2015 – 2016 Complaint Type By Carrier Type

2015-2016 Types	LECs	IXCs	Wireless	Miscellaneous
Billing	76	3	45	29
Service	173	2	28	79
Telemarketing	24	0	0	0
Customer Service	5	0	1	1
Slamming	2	0	0	0
Directory	7	0	0	0
Carrier to Carrier	0	0	0	0
TOTAL	287	5	74	109

Historical By Carrier Type

	2014-2015		2015-2016	
LECs	276	50.7%	287	60.4%
IXCs	13	2.4%	5	1.1%
Wireless	167	30.6%	74	15.6%

	2014-2015		2015-2016	
Miscellaneous	89	16.3%	109	22.9%
TOTAL	545	100.0%	475	100.0%

Historical By Complaint Type

Types by Year	2014-2015	2015-2016
Billing	180	153
Service	335	282
Telemarketing	18	24
Customer Service	6	7
Slamming	3	2
Directory	2	7
Carrier to Carrier	1	0
TOTAL	545	475

Of the 475 complaints received during Fiscal Year 2015-16, 154 resulted in savings to the customer totaling \$50,918.09. This represents an average savings of approximately \$330.64 per customer.

PART VII

Recommendations for the 2017 Legislative Session



Trivia: This famous 1954 Alfred Hitchcock thriller starring Ray Milland, Grace Kelly, and Robert Cummings involves an ex-tennis pro plotting to murder his wife. When things go wrong, he improvises a brilliant plan B.

Trivia answer on reverse side.

Answer: Dial M for Murder

Fun Fact: During the attack scene according to the script, Grace Kelly was to get out of bed, put her robe on, and answer the phone when it rang. Grace Kelly contended that no woman, being at home, would put a robe on to answer the phone. Alfred Hitchcock agreed, and so the scene was shot with her in her nightgown.

Recommendations for 2017 Legislative Session

The Commission continues to monitor Next Generation 911 and broadband deployment issues across Nebraska and both federal and state activity for possible legislation regarding telecommunications in the 2017 Session.