

February 19, 2014

Senator Steve Lathrop  
Chair of the Developmental Disabilities  
Special Investigative Committee  
District 12, State Capitol  
PO Box 94604  
Lincoln, NE 68509-4604

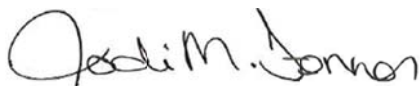
Dear Senator Lathrop:

During the 2009 legislative session, the Nebraska Legislature appropriated funds to the Beatrice State Development Center (BSDC) for the 2009-10 fiscal year for U.S. Department of Justice and Centers for Medicare and Medicaid Services (CMS) compliance costs. Pursuant to the requirement of Legislative Bill 374, the Division of Developmental Disabilities provides the following report related to the expenditures of those funds:

- ❖ Attachment A: This attachment details the \$12,128,805 second quarter expenditures for 2013-14 fiscal year, and compares these with the second quarter expenditures from the 2012-13 fiscal year. There were \$941,334 more expenditures in the second quarter of 2013-14 than in the first quarter of 2012-13. This is partially due to approximate \$900,000 in health insurance premiums costs that were not required to be paid in November and December 2012.
- ❖ Attachment B: This attachment details the specific expenditures mandated to be reported by LB 374 related to the interim and permanent management teams, medical/clinical services, and other Department of Justice/CMS compliance related expenditures.
- ❖ Attachment C: This attachment provides a list of newly hired staff for the quarter ending December 31, 2013.
- ❖ Attachment D: This attachment provides the costs of providing community-based services to individuals that are covered by the Department of Justice agreement who were transferred from BSDC to community settings for the quarter ending December 31, 2013.
- ❖ Attachment E: This attachment provides a summary of LB195 registry funding.

We continue to be diligent in delivering developmental disability services at BSDC and through community-based services. The Division of Developmental Disabilities appreciates the commitment the Legislature has made to ensure that adequate quality services are available to Nebraska citizens.

Sincerely,



Jodi M. Fenner, Director  
Division of Developmental Disabilities  
Department of Health and Human Services

Cc: Developmental Disabilities Special Investigative Committee

Enclosed

February 19, 2014

Senator Kathy Campbell  
Chair of the Health and  
Human Services Committee  
District 25, State Capitol  
PO Box 94604  
Lincoln, NE 68509-4604

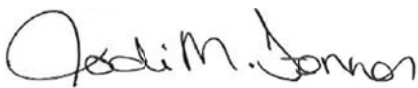
Dear Senator Campbell:

During the 2009 legislative session, the Nebraska Legislature appropriated funds to the Beatrice State Development Center (BSDC) for the 2009-10 fiscal year for U.S. Department of Justice and Centers for Medicare and Medicaid Services (CMS) compliance costs. Pursuant to the requirement of Legislative Bill 374, the Division of Developmental Disabilities provides the following report related to the expenditures of those funds:

- ❖ Attachment A: This attachment details the \$12,128,805 second quarter expenditures for 2013-14 fiscal year, and compares these with the second quarter expenditures from the 2012-13 fiscal year. There were \$941,334 more expenditures in the second quarter of 2013-14 than in the first quarter of 2012-13. This is partially due to approximate \$900,000 in health insurance premiums costs that were not required to be paid in November and December 2012.
- ❖ Attachment B: This attachment details the specific expenditures mandated to be reported by LB 374 related to the interim and permanent management teams, medical/clinical services, and other Department of Justice/CMS compliance related expenditures.
- ❖ Attachment C: This attachment provides a list of newly hired staff for the quarter ending December 31, 2013.
- ❖ Attachment D: This attachment provides the costs of providing community-based services to individuals that are covered by the Department of Justice agreement who were transferred from BSDC to community settings for the quarter ending December 31, 2013.
- ❖ Attachment E: This attachment provides a summary of LB195 registry funding.

We continue to be diligent in delivering developmental disability services at BSDC and through community-based services. The Division of Developmental Disabilities appreciates the commitment the Legislature has made to ensure that adequate quality services are available to Nebraska citizens.

Sincerely,



Jodi M. Fenner, Director  
Division of Developmental Disabilities  
Department of Health and Human Services

Cc: Health and Human Services Committee

Enclosed

February 19, 2014

Senator Heath Mello  
Chair of the Appropriations Committee  
District 1, State Capitol  
PO Box 94604  
Lincoln, NE 68509-4604

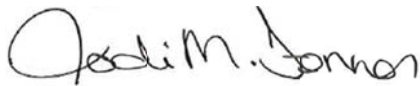
Dear Senator Mello:

During the 2009 legislative session, the Nebraska Legislature appropriated funds to the Beatrice State Development Center (BSDC) for the 2009-10 fiscal year for U.S. Department of Justice and Centers for Medicare and Medicaid Services (CMS) compliance costs. Pursuant to the requirement of Legislative Bill 374, the Division of Developmental Disabilities provides the following report related to the expenditures of those funds:

- ❖ Attachment A: This attachment details the \$12,128,805 second quarter expenditures for 2013-14 fiscal year, and compares these with the second quarter expenditures from the 2012-13 fiscal year. There were \$941,334 more expenditures in the second quarter of 2013-14 than in the first quarter of 2012-13. This is partially due to approximate \$900,000 in health insurance premiums costs that were not required to be paid in November and December 2012.
- ❖ Attachment B: This attachment details the specific expenditures mandated to be reported by LB 374 related to the interim and permanent management teams, medical/clinical services, and other Department of Justice/CMS compliance related expenditures.
- ❖ Attachment C: This attachment provides a list of newly hired staff for the quarter ending December 31, 2013.
- ❖ Attachment D: This attachment provides the costs of providing community-based services to individuals that are covered by the Department of Justice agreement who were transferred from BSDC to community settings for the quarter ending December 31, 2013.
- ❖ Attachment E: This attachment provides a summary of LB195 registry funding.

We continue to be diligent in delivering developmental disability services at BSDC and through community-based services. The Division of Developmental Disabilities appreciates the commitment the Legislature has made to ensure that adequate quality services are available to Nebraska citizens.

Sincerely,



Jodi M. Fenner, Director  
Division of Developmental Disabilities  
Department of Health and Human Services

Cc: Appropriations Committee

Enclosures

Beatrice State Developmental Center  
2nd Quarter Fiscal Year  
Expenditure Comparison

Divison	Account Code	Description	2013 2nd Quarter Actuals	2014 2nd Quarter Actuals	Variance
421 BSDC	511100, 512100, 512200, 512300	Permanent Salaries - Wages and Leave Expense	\$5,743,716	\$5,823,939	-\$80,223
421 BSDC	511200	Temporary Salaries - Wage	\$122,974	\$88,980	\$33,994
421 BSDC	511300, 511800	Overtime/Comptime Payments	\$701,985	\$612,449	\$89,535
421 BSDC	511301	Overtime Incentive	\$0	\$0	\$0
421 BSDC	511400	On Call Pay	\$4,724	\$4,515	\$209
421 BSDC	511500	Shift Differential Pmt	\$155,788	\$142,593	\$13,195
421 BSDC	511702	Retention Incentive	\$0	\$0	\$0
421 BSDC	512400, 512500, 512600, 512700	Military Leave Expense (Military, Funeral, Civil, Injury)	\$18,488	\$20,400	-\$1,912
421 BSDC	512900	Union Activity Expense	\$461	\$372	\$89
421 BSDC	515000 - 519100	Benefits*	\$1,633,649	\$2,435,979	-\$802,330
<b>51000 Personal Services Total</b>			<b>\$8,382,784</b>	<b>\$9,130,227</b>	<b>-\$747,443</b>
421 BSDC	521100 through 559100	Operational Expenses, Except Those Specifically Identified Below	\$1,919,981	\$2,278,908	-\$358,926
421 BSDC	542200	<b>Temp Serv - Outside</b>	\$116,343	\$0	\$116,343
421 BSDC	543200	<b>IT Consulting - HW/SW Supp</b>	\$0	\$3,780	-\$3,780
421 BSDC	543500	<b>Mgt Consultant Services</b>	\$96,145	\$156,199	-\$60,054
421 BSDC	543600	<b>Medical Review Consulting</b>	\$126,282	\$84,206	\$42,076
421 BSDC	544100	<b>Physician Services</b>	\$615,655	\$394,602	\$221,053
421 BSDC	544300	<b>Psychological Services</b>	\$0	\$3,500	-\$3,500
421 BSDC	544400	<b>Hospital Services</b>	\$3,728	\$3,489	\$239
421 BSDC	554900	<b>Other Contractual Services</b>	\$19,566	\$26,667	-\$7,101
<b>52000 Operating Expenses Total</b>			<b>\$2,763,642</b>	<b>\$2,951,548</b>	<b>-\$187,906</b>
<b>57000 Travel Expense Total</b>			<b>\$43,522</b>	<b>\$45,111</b>	<b>-\$1,589</b>
<b>580000 Capital Outlay Total</b>			<b>\$0</b>	<b>\$1,919</b>	<b>-\$1,919</b>
<b>Total Expenditures</b>			<b>\$11,187,471</b>	<b>\$12,128,805</b>	<b>-\$941,334</b>

\*There were no expenditures for Health Insurance premiums in November & December of 2012 (FY13)

**Legislative Bill 374 Quarterly Report  
Mandatory BSDC Expenditure Reporting**

<b>Permanent Management Team**</b>	
<i>Senior Management</i>	
CEO - Delvin Koch	\$26,612.70
Facility Operating Officer - Jeffery Ahl	\$26,152.60
Deputy Administrator Indirect Services - Lloyd Haight	\$18,307.50
<b>Total Senior Management Team Gross Payroll</b>	<b>\$71,072.80</b>
<i>Mid-Management</i>	
Assistant Neighborhood Services Administrators – Jason Cohorst, Melissa Snyder, Jesse Bjerrum, Deborah Johnsen, & Tammy Weichel	\$74,674.70
Quality Assurance Coordinator ( <i>vacated 6/3/13</i> )	\$0.00
Active Treatment Program Manager - Max Schmidt	\$12,196.80
Training Manager - Loree Crouse	\$14,833.27
HLRC Coordinator - Kathy Whitmore	\$12,909.63
QDDP Coordinatror - Alecia Stevens	\$9,171.25
Program Manager - Brad Wilson	\$20,118.00
<b>Total Mid-Management Team Gross Payroll</b>	<b>\$143,903.65</b>
<b>Total Permanent Management Team</b>	<b>\$214,976.45</b>
<b>Medical/Clinical Services**</b>	
Clinical Therapy Services (except for psychology)	
Respiratory Therapist	\$12,014.80
Occupational Therapists (2)	\$33,123.40
Physical Therapy Director	\$22,048.90
Physical Therapists (1)	\$20,139.30
Physical Therapy Aides (3)	\$24,887.60
Physical Therapy Assistant (1)	\$582.95
Physical Therapy, Contracted Services*	\$82,541.25
Occupational Therapy*	\$25,467.25
Dietitian*	\$698.75
Speech/Language Pathologist*	\$129,879.00
Speech Pathologist ( <i>vacated 5/17/13</i> )	\$0.00
Physical/Nurtional Management Services	\$88,399.36

Nursing	
Director of Nursing*	\$57,150.00
Nursing Supervisors including Trainer (5)	\$93,465.80
Registered Nurses (10)	\$146,161.00
Licensed Practical Nurses (34)	\$354,072.00
Contracted Nursing Services*	\$0.00
Psychology	
Psychology Director	\$26,019.20
Psychologists (1 FT, 3 Interns (2 regular & 1 hired to Prov LLC Psychologist))	\$43,480.90
Psychologists, Contracted *	\$0.00
Psychologists, Provisionally Licensed including Bridges (3)	\$34,508.00
Board Certified Behavior Analyst (6)	\$89,993.50
Physicians	
CMO/Neurologist*	\$55,414.52
Medical Director*	\$122,333.00
Physicians - Neurologist* (1)	\$66,720.56
Psychiatrist* (1)	\$124,500.00
General Medicine Physician ( <i>vacated 8/10/12</i> )	\$0.00
Nurse Practitioners (3)	\$88,531.50
<b>Total Medical/Clinical Services</b>	<b>\$1,742,132.54</b>
<b>Other Requested Expenditures</b>	
Developmental Technician Shift Supervisors (42)**	\$410,612.00
Home Managers (15)	\$170,520.00
DHHS DOJ/CMS Project Manager***	\$23,692.07
Mortality Review Committee Costs - Columbus	\$25,800.00
Medical/Professional Recruiting	\$0.00
US District Court (Independent Expert Payments)	\$115,111.02
<b>Total Other Requested Expenditures</b>	<b>\$745,735.09</b>

\* These positions are filled by contracted employees.

\*\* All employee costs are reported at gross pay. Taxes and related benefits would equate to approximately 37% in additional costs.

\*\*\*This individual also serves at the DD Deputy Administrator of QI

**BSDC New Hires  
Quarter Ending December 31, 2013**

<b>NIS#</b>	<b>Job Title</b>	<b>Position ID</b>	<b>Company Service Date</b>	<b>Termination Date</b>
80006072	DEVELOPMENTAL TECHNICIAN I	60000417	10/07/2013	
307860	INTERDISCIPLINARY TM LDR/QDDP	25605035	10/07/2013	
80006220	DEVELOPMENTAL DISABILITIES SAFETY & HABILITATION SPECIALIST	25605990	10/21/2013	
80006208	DEVELOPMENTAL TECHNICIAN II	25605553	10/21/2013	
6002029	DEVELOPMENTAL TECHNICIAN II	25605496	10/21/2013	10/21/2013
80006313	DEVELOPMENTAL TECHNICIAN I	25605272	10/28/2013	11/07/2013
4222973	SECURITY COMMUNICATIONS SPECIALIST	25605107	11/04/2013	
117542	DEVELOPMENTAL TECHNICIAN SHIFT SUPERVISOR	25605700	11/04/2013	
80006351	BEHAVIOR SUPPORT SPECIALIST	60000377	11/04/2013	
80006345	DEVELOPMENTAL TECHNICIAN II	25605496	11/04/2013	
80006435	ACTIVITY AIDE	60000403	11/18/2013	
80006443	DEVELOPMENTAL TECHNICIAN II	25605601	11/18/2013	
80006484	DEVELOPMENTAL TECHNICIAN II	25605582	11/18/2013	
80006414	DEVELOPMENTAL TECHNICIAN II	25605591	11/18/2013	
80006434	ACTIVITY AIDE	25605315	11/18/2013	
80006517	DEVELOPMENTAL DISABILITIES SAFETY & HABILITATION SPECIALIST	25606007	11/25/2013	
4306356	LICENSED PRACTICAL NURSE	25605216	12/02/2013	
80006543	DEVELOPMENTAL TECHNICIAN II	25605640	12/02/2013	
80004071	DEVELOPMENTAL TECHNICIAN II	25605664	12/02/2013	01/23/2014
4461565	DEVELOPMENTAL TECHNICIAN II	25605720	12/09/2013	
80006602	PHYSICAL THERAPY ASSISTANT	25605232	12/09/2013	
80006601	COMPLIANCE SPECIALIST	25605032	12/09/2013	
80006610	DEVELOPMENTAL DISABILITIES SAFETY & HABILITATION SPECIALIST	25605474	12/09/2013	12/27/2013
3791983	LICENSED PRACTICAL NURSE	25605142	12/09/2013	
80006694	DEVELOPMENTAL TECHNICIAN II	25605745	12/16/2013	01/10/2014
80006559	DEVELOPMENTAL DISABILITIES SAFETY & HABILITATION SPECIALIST	25605984	12/23/2013	
80006638	DEVELOPMENTAL DISABILITIES SAFETY & HABILITATION SPECIALIST	25605965	12/23/2013	
80005431	DEVELOPMENTAL DISABILITIES SAFETY & HABILITATION SPECIALIST	25605373	12/23/2013	01/24/2014
*Report only includes new hires, not promotions or other job code changes				

**Cost of Services Persons from BSDC by Community-Based Services  
For Quarter ending December 31, 2013**

<b>Initials</b>	<b>Discharge Date</b>	<b>Current Locaiton</b>	<b>Total Cost</b>	<b>State Matched</b>	<b>Federal Match</b>
A R	05/04/2009	OMNI Behavioral Health EFH	\$55,860.14	\$25,282.30	\$30,577.84
A C	06/27/2008	DSN in Lincoln	\$19,833.45	\$8,976.62	\$10,856.83
A R	12/16/2008	ILC in Lincoln	\$74,215.96	\$33,590.14	\$40,625.82
A C	03/12/2012	ILC in Grand Island	\$74,215.96	\$33,590.14	\$40,625.82
A L	09/16/2008	ENCOR in Omaha	\$201.90	\$91.38	\$110.52
B C	03/19/2009	OMNI in Omaha	\$63,481.59	\$28,731.77	\$34,749.82
B R	05/11/2009	Mosaic in Grand Island	\$50,884.50	\$23,030.32	\$27,854.18
B J	06/14/2013	OMNI in Omaha	\$67,211.85	\$15,210.04	\$52,001.81
B L	03/09/2009	Mosaic in Omaha	\$51,896.79	\$23,488.49	\$28,408.30
B R	02/05/2009	Region II, NPOC in North Platte	\$25,909.29	\$11,726.54	\$14,182.75
B D	12/15/2011	Region V in Beatrice	\$19,275.62	\$8,724.15	\$10,551.47
B D	05/11/2010	Mosaic in Omaha	\$56,811.03	\$25,712.67	\$31,098.36
B J	05/27/2009	Region I OHD Area III, Sidney	\$36,766.73	\$16,640.62	\$20,126.11
B W	06/28/2008	ILC in Lincoln	\$68,061.60	\$30,804.68	\$37,256.92
B L	02/03/2009	Region II/NPOC in North Platte	\$46,315.36	\$20,962.33	\$25,353.03
B D	05/22/2008	Mosaic Host Family in Bertrand	\$27,907.88	\$12,631.11	\$15,276.77
B F	12/19/2007	OMNI Behavioral Health EFH	\$15,636.85	\$7,077.24	\$8,559.61
B A	03/03/2011	Region V in Lincoln	\$28,806.64	\$13,037.89	\$15,768.75
C F	10/11/2012	OMNI Behavioral Health EFH	\$60,609.60	\$27,431.90	\$33,177.70
C M	01/03/2011	ILC in Lincoln	\$48,983.74	\$22,170.04	\$26,813.70
C D	05/27/2008	DSN in Kearney	\$16,145.22	\$7,307.33	\$8,837.89
C H	07/01/2011	RHD in Beatrice	\$94,291.07	\$42,676.14	\$51,614.93
C S	02/04/2009	Hands of Heartland in Bellevue	\$32,802.77	\$14,846.53	\$17,956.24
C P	06/26/2008	Region V in Wahoo	\$17,767.80	\$8,041.71	\$9,726.09
C L	10/27/2011	Mosaic MSU in Omaha	\$51,896.79	\$23,488.49	\$28,408.30
D K	01/14/2008	Autism Center in Omaha	\$25,864.65	\$11,706.34	\$14,158.31
D V	06/17/2008	Envisions in Norfolk	\$15,904.98	\$7,198.59	\$8,706.39
D G	06/03/2008	Region V in Beatrice	\$17,678.89	\$8,001.47	\$9,677.42
D J	11/13/2008	DSN in Lincoln	\$45,208.80	\$20,461.50	\$24,747.30
D W	10/01/2008	ENCOR in Omaha	\$20,455.20	\$9,258.02	\$11,197.18
E B	09/14/2010	OMNI in Beatrice	\$41,363.77	\$18,721.24	\$22,642.53
F S	02/01/2010	Autism Center in Omaha	\$41,666.17	\$18,858.11	\$22,808.06
G C	02/04/2009	Community Alternative Nebraska in Lincoln	\$42,005.46	\$19,011.67	\$22,993.79
H J	06/14/2008	ILC in Lincoln	\$72,690.06	\$32,899.52	\$39,790.54
H J	12/20/2007	Mosaic in Hastings	\$21,560.45	\$9,758.26	\$11,802.19
H L	02/01/2008	Mosaic in Hastings	\$21,268.87	\$9,626.29	\$11,642.58
H I	02/03/2009	Region V ServiceLinc in Lincoln	\$85,882.14	\$38,870.26	\$47,011.88
H K	08/12/2010	RHD in Lincoln	\$78,226.40	\$35,405.27	\$42,821.13
H L	11/12/2010	Mosaic in Grand Island	\$41,483.97	\$18,775.64	\$22,708.33
H L	12/20/2012	Community Alternative Nebraska in Lincoln	\$28,604.34	\$6,473.16	\$22,131.18
H M	09/02/2008	Northstar in Oakland	\$21,428.68	\$9,698.62	\$11,730.06
H J	10/27/2009	ENCOR in Omaha	\$46,315.36	\$20,962.33	\$25,353.03
H M	02/06/2009	Integrated Life Choices, Lincoln	\$45,806.40	\$20,731.98	\$25,074.42
H M	02/04/2009	ILC Lincoln in Lincoln	\$46,315.36	\$20,962.33	\$25,353.03
H M	10/24/2007	CAN in Lincoln	\$37,238.76	\$16,854.26	\$20,384.50



**Cost of Services Persons from BSDC by Community-Based Services  
For Quarter ending December 31, 2013**

H L	08/14/2009	Mosaic in Omaha	\$4,130.50	\$1,869.46	\$2,261.04
I G	08/29/2011	Mosaic in Norfolk	\$40,517.61	\$18,338.27	\$22,179.34
J F	02/03/2009	ENCOR in Omaha	\$46,315.36	\$20,962.33	\$25,353.03
J M	02/04/2009	ENCOR in Omaha	\$30,605.12	\$13,851.88	\$16,753.24
J R	06/21/2008	ILC in Lincoln	\$62,056.80	\$28,086.91	\$33,969.89
J M	02/09/2009	Mosaic in Fremont	\$12,576.00	\$5,691.90	\$6,884.10
J V	11/19/2008	Vodec & Hands of Heartland in Omaha	\$35,087.14	\$15,880.44	\$19,206.70
K G	02/05/2009	MNIS in Hastings	\$14,233.31	\$6,442.00	\$7,791.31
K J	04/20/2012	OMNI in Omaha	\$56,164.97	\$56,164.97	\$0.00
K C	05/01/2008	Region II SWATS in McCook	\$17,163.51	\$7,768.20	\$9,395.31
K R	11/03/2008	MNIS in Holdrege	\$10,673.39	\$4,830.78	\$5,842.61
L P	12/28/2011	Mosaic in Omaha	\$12,164.07	\$5,505.46	\$6,658.61
L C	05/11/2010	Mosaic in Omaha	\$16,702.97	\$7,559.76	\$9,143.21
L A	03/16/2010	OMNI in Omaha	\$106,167.14	\$48,051.25	\$58,115.89
L W	05/13/2013	Northstar in Fremont	\$18,788.94	\$4,509.05	\$14,279.89
M G	01/03/2011	Region II in Cozad	\$40,284.79	\$18,232.90	\$22,051.89
M T	10/12/2011	RHD in Lincoln	\$113,159.11	\$51,215.81	\$61,943.30
M J	01/29/2009	Region II in Cozad	\$32,539.91	\$14,727.56	\$17,812.35
M T	02/28/2012	Mosaic in Omaha	\$40,950.17	\$18,534.05	\$22,416.12
N E	11/01/2012	DSN in Omaha	\$43,145.42	\$13,054.98	\$30,090.44
N K	02/01/2013	ILC in Lincoln	\$61,959.06	\$14,021.34	\$47,937.72
P J	09/19/2011	MNIS in Hastings	\$20,180.16	\$9,133.54	\$11,046.62
P P	12/17/2007	Mosaic MSU in Omaha	\$56,040.69	\$25,364.02	\$30,676.67
P M	04/30/2009	CAN in Lincoln	\$29,971.85	\$13,565.26	\$16,406.59
P P	09/15/2010	ILC in Lincoln	\$75,478.02	\$34,161.35	\$41,316.67
P J	01/04/2008	MNIS in Kearney	\$21,822.71	\$9,876.96	\$11,945.75
P M	12/19/2011	Mosaic in Norfolk	\$41,038.73	\$18,574.13	\$22,464.60
R T	02/04/2009	ENCOR MSU in Omaha	\$46,315.36	\$20,962.33	\$25,353.03
R K	04/19/2013	ILC in Grand Island	\$31,343.38	\$7,093.01	\$24,250.37
R A	05/25/2011	RHD in Lincoln	\$13,060.32	\$5,911.10	\$7,149.22
R M	02/04/2009	ENCOR MSU in Omaha	\$46,315.36	\$20,962.33	\$25,353.03
R S	05/28/2009	ILC in Lincoln	\$62,746.32	\$28,398.98	\$34,347.34
S M	10/06/2010	Mosaic in Omaha	\$36,254.09	\$16,408.60	\$19,845.49
S L	06/11/2008	Hands of Heartland in Bellevue	\$52,295.79	\$23,669.07	\$28,626.72
S J	01/03/2008	Region V in Auburn	\$18,624.97	\$8,429.66	\$10,195.31
S R	02/06/2009	Mosaic in Hastings	\$41,483.97	\$18,775.64	\$22,708.33
S R	09/15/2010	ILC in Lincoln	\$74,215.96	\$33,590.14	\$40,625.82
S T	05/17/2011	OMNI in Omaha	\$60,609.60	\$13,715.95	\$46,893.65
S D	03/27/2008	Mosaic MSU in Omaha	\$57,183.03	\$12,940.52	\$44,242.51
S J	08/01/2012	OMNI in Omaha	\$60,609.60	\$27,431.90	\$33,177.70
S R	01/15/2009	ILC in Lincoln	\$45,208.80	\$20,461.50	\$24,747.30
S R	02/03/2009	Region V in Lincoln	\$16,530.15	\$7,481.55	\$9,048.60
T R	02/04/2009	ENCOR in Omaha	\$46,315.36	\$20,962.33	\$25,353.03
T R	10/31/2011	Region V - Beatrice	\$42,966.85	\$19,446.80	\$23,520.05
V M	11/21/2008	Region V in York	\$23,849.11	\$10,794.11	\$13,055.00
W S	03/21/2008	Mosaic in Omaha	\$91,701.39	\$41,504.05	\$50,197.34
W T	04/14/2008	Region V in Beatrice	\$53,714.22	\$24,311.06	\$29,403.16

**Cost of Services Persons from BSDC by Community-Based Services  
For Quarter ending December 31, 2013**

W K	12/01/2008	ILC in Lincoln	\$44,215.20	\$20,011.80	\$24,203.40
W M	06/08/2011	Mosaic MSU in Grand Island	\$8,191.35	\$3,707.41	\$4,483.94
W W	02/04/2009	ILC in Grand Island	\$62,728.19	\$28,390.78	\$34,337.41
W L	06/21/2012	RHD in Lincoln	\$101,526.60	\$45,950.94	\$55,575.66
W J	09/29/2010	Mosaic CDD in Omaha	\$40,950.17	\$18,534.05	\$22,416.12
W C	06/20/2008	RHD in Lincoln	\$123,455.44	\$55,875.93	\$67,579.51
Y R	03/26/2008	Mosaic MSU in Grand Island	\$41,483.97	\$18,775.64	\$22,708.33
Y D	08/26/2009	ENCOR in Omaha	\$46,315.36	\$20,962.33	\$25,353.03
<b>Totals</b>			<b>\$4,352,886.20</b>	<b>\$1,920,939.52</b>	<b>\$2,431,946.68</b>

Department of Health and Human Services  
 Division of Developmental Disabilities  
 LB195 Funding Summary  
 as of January 31, 2014

<b>Total Offers of Services to Individuals on the Registry of Needs, Based on Date of Need</b>	<b>179</b>
Offers Accepted	82
Offers Pending Response	85
Offers Rejected (and Individuals Moved Their Date of Need Forward)	12
Offers Rejected (and Individuals Terminated Their Service Requests)	0
Offers Terminated Based on Failure to Respond	0
Individuals Receiving Offers Who Were Already Receiving a DHHS Service	96
Individuals Receiving Offers Who Have Previously Received and Rejected a Similar Offer	7

Individuals Accepting Offers	82
Individuals Whose Budgets Have Been Authorized	25
Individuals Still Being Assessed and Whose Budgets Are Still In Process	155
Total Cost of Budgets Authorized	\$ 1,130,334.96
Total State Cost of Budgets Authorized	\$ 619,197.49
Average State Cost Per Individual	\$ 24,767.90